



railcar.co.uk

B. U. T.

SPARE PARTS
CATALOGUE

(LEYLAND SECTION)

BRITISH RAILWAYS

B.U.T.-Leyland equipment fitted to Diesel Multiple Units. Power Car and respective lot numbers shown.

Vehicle Numbers	B.R. Lot No.	B.U.T. D.T.O. No.	Builder	No. of Cars	Equipments per car	Leyland		Designation and P.L.																					
						R.U. No.	Section P.L.	Air Filter	Dynamo and Fan Drive	Engine Index	Engine Mounting	Exhaust Piping	Fluid Coupling (Flywheel)	Freewheel Shaft	Radiator	Radiator Mounting	Silencer and Exhaust	Sundries and Finishes											
E.50001-E.50024 ...	30209	1/35	Derby C. & W. ...	24	2	900/6	22548	R/EA.F.8	22554	R/DFD.3	22557	R/E.900/4	22550	R/ME.12	22578	R/PE.5	22559	R/FF.3	22551	—	—	R/R.5	22553	R/RM.1	22558	R/SE.9	22560	R/SFS.4	22561
E.50025	1/42	..	1	2	900/9	23297	R/EA.F.8	22554	—	—	R/E.901/9	23298	R/ME.13	23299	R/PE.5	22559	Torque Converter and Associated Items — See PL.23301 — PL.23306 inc.		—	—	R/R.5	22553	R/RM.4	23000	R/SE.9	22560	R/SFS.4	22561
E.50026-E.50031	1/35	..	6	2	900/6	22548	R/EA.F.8	22554	R/DFD.3	22557	R/E.900/4	22550	R/ME.12	22578	R/PE.5	22559	R/FF.3	22551	—	—	R/R.5	22553	R/RM.1	22558	R/SE.9	22560	R/SFS.4	22561
E.50032	1/42	..	1	2	900/9	23297	R/EA.F.8	22554	—	—	R/E.901/9	23298	R/ME.13	23299	R/PE.5	22559	Torque Converter and Associated Items — See PL.23301 — PL.23306 inc.		—	—	R/R.5	22553	R/RM.4	23300	R/SE.9	22560	R/SFS.4	22561
E.50033-E.50047	1/35	..	15	2	900/6	22548	R/EA.F.8	22554	R/DFD.3	22557	R/E.900/4	22550	R/ME.12	22578	R/PE.5	22559	R/FF.3	22551	—	—	R/R.5	22553	R/RM.1	22558	R/SE.9	22560	R/SFS.4	22561
E.50048	1/28A	..	1	2	900/2	22544	R/EA.F.3/1	22554	R/DFD.3	22557	R/E.900/1	22549	R/ME.12	22578	R/PE.1	22555	R/FF.3	22551	—	—	R/R.5	22553	R/M.1	22558	R/SE.5	22556	—	—
E.50049 ...	30459	1/28	..	1	2	680/2	22501	R/EA.F.2	22515	R/DFD.1/1	22522	R/E.680/1	22508	R/ME.2	22512	—	—	R/FF.2	22509	—	—	R/R.1	22523	—	—	R/SE.1	22518	R/SFS.1	22524
W.50050-W.50091	30211	1/18A	..	4	2
W.50092-W.50133	30213	42	2
E.50359-E.50370 ...	30280	1/14	Cravens ...	12	2	680/1	22500	R/EA.F.1	22514	R/DFD.1	22521	R/E.680/1	22508	R/ME.1	22510	—	—	R/FF.2	22509	—	—	R/R.1	22523	—	—	R/SE.1	22518	R/SFS.1	22524
E.50415-E.50419 ...	30288	1/15	Wickhams ...	5	2
M.50420-M.50423	30290	1/13	Birm. R. C. & W. ...	4	2
M.50424-M.50427	30291	4	2
M.50428-M.50479	30293	32	2
M.50480-M.50531	30294	52	2	680/7	22503	R/EA.F.7	22517	R/DFD.1	32521	R/E.680/1	22508	R/ME.1	22510	—	—	R/FF.2	22509	—	—	R/R.1	22523	—	—	R/SE.1/1	22519	R/SFS.1	22524
M.50532-M.50541	30296	10	2
E.50542-E.50583 ...	30298	42	2
E.50584-E.50593 ...	30301	10	2
E.50594-E.50598 ...	30404	5	2
E.50599-E.50624 ...	30406	1/30	Derby C. & W. ...	26	2	680/12	22504	R/EA.F.1	22514	R/DFD.1/1	22522	R/E.680/1	22508	R/ME.7	22513	—	—	R/FF.2	22509	—	—	R/R.1	22523	—	—	R/SE.1/2	22544	R/SES.1	22524
M.50625-M.50629	30407	5	2
E.50630-E.50646 ...	30408	17	2
W.50818-W.50858	30363	1/23	..	41	2	680/2	22509	R/EA.F.2	22515	R/DFD.1/1	22522	R/E.680/1	22508	R/ME.2	22512	—	—	R/FF.2	22509	—	—	R/R.1	22523	—	—	R/SE.1	22518	R/SFS.1	22524
W.50859-W.50911	30364	9	2
W.50912-W.50923	9	2
M.50924-M.50935	30460	1/38	..	12	2	680/1	22500	R/EA.F.1	22514	R/DFD.1	22521	R/E.680/1	22508	R/ME.1	22510	—	—	R/FF.2	22509	—	—	R/R.1	22523	—	—	R/SE.1	22518	R/SFS.1	22524
M.50936-M.50967	30465	30	2
M.50968-M.50987	1	2
M.50988-M.50989	19	2
W.51128-W.51140	30446	1/23	..	13	2	680/2	22509	R/EA.F.2	22515	R/DFD.1/1	22522	R/E.680/1	22508	R/ME.2	22512	—	—	R/FF.2	22509	—	—	R/R.1	22523	—	—	R/SE.1	22518	R/SFS.1	22524
W.51141-W.51153	30447	13	2
W.51302-W.51316	30543	1/41	Pressed Steel ...	15	2	680/16	22506	R/EA.F.1/1	22543	R/DFD.1/1	22522	R/E.680/1	22508	R/ME.1/1	22511	—	—	R/FF.2	22509	—	—	R/R.1	22523	—	—	R/SE.1	22518	R/SFS.1	22524
W.51317-W.51331	30545	15	2
W.51332-W.51373	30546	..	Birm. R. C. & W. ...	42	2
W.51374-W.51415	30548	42	2
M.51416-M.51424	30498	1/49	Derby C. & W. ...	9	2	680/1	22500	R/EA.F.1	22514	R/DFD.1	22521	R/E.680/1	22508	R/ME.1	22510	—	—	R/FF.2	22509	—	—	R/R.1	22523	—	—	R/SE.1	22518	R/SFS.1	22524
E.51425-E.51444 ...	30500	1/39	Met. Cam. ...	20	2	680/17	22507	R/EA.F.10	22567	R/DFD.1	22521	R/E.680/1	22508	R/ME.1	22510	—	—	R/FF.2	22509	—	—	R/R.1	22523	—	—	R/SE.1	22518	R/SFS.1	22524
SC.51445-SC.51470	26	2
E.51475-E.51514	30501	..	Cravens ...	20	2
SC.51515-SC.51540	26	2
M.51561-M.51572	30461	1/38	Derby C. & W. ...	12	2	680/1	22500	R/EA.F.1	22514	R/DFD.1	22521	R/E.680/1	22508	R/ME.1	22510	—	—	R/FF.2	22509	—	—	R/R.1	22523	—	—	R/SE.1	22518	R/SFS.1	22524
M.51651-M.51680	30530	1/50	..	30	2	902/11	22584	R/EA.F.10	22567	R/DFD.1	22521	R/E.902/11	22597	R/ME.12	22578	R/PE.8	22571	R/FF.4/1 or R/FF.7	22572	R/PS.3/1	22562	R/R.8A	22581	R/RM.2	22573	R/SE.10	22576	R/SFS.6/1	22563
SC.51795-SC.51801	30587	1/39	Met. Cam. ...	7	2	680/17	22507	R/EA.F.1	22514	R/DFD.1	22521	R/E.680/1	22508	R/ME.1	22510	—	—	R/FF.2	22509	—	—	R/R.1	22523	—	—	R/SE.1	22518	R/SFS.1	22524
SC.51802-SC.51808	30588	7	2
M.51849-M.51860	30595	1/50	Derby C. & W. ...	12	2	902/11	22584	R																					

L-TYPE ENGINE
680 SERIES

railcar.co.uk

680 SERIES

L-TYPE ENGINE

NUMERICAL INDEX
of Part Numbers
L-Type Engine 680 Series
for
B.U.T. Diesel Train for British Railways

Leyland Basic Part No.	B.R. Cat. No.	PL. No.	Page No.	Leyland Basic Part No.	B.R. Cat. No.	PL. No.	Page No.
1634Z1	9/15/84689	22532	1	33369		22542	1
"	"	23269	1	"		23269	1
	9/15/47303	23270	1	"		23269	2
	"	22534	1	33556		22541	2
	9/15/47425	23270	1	42358	9/15/76477	23266	2
	"	22534	1	"	"	22523	2
	9/15/47441	23270	1	44205		22517	1
	"	22534	1	50572	9/15/37624	22540	1
2224	9/15/65554	23272	1	"	"	22541	2
2460	9/43/5279	22541	1	51101	9/15/75498	22540	1
6972	9/15/61630	22532	1				
"	"	23269	1	60042	9/15/61664	22532	2
9545	9/15/61551	23268	2	"	"	23269	2
"	"	23269	1	60050	9/15/40023	22527	1
"	"			"	"	23271	1
9749	9/15/34090	22536	1				
9806	9/15/35115	22526	1	60112	9/15/40031	22527	2
"	"	"	2	"	"	23271	2
"	"	23268	1	60142	9/15/40046	22527	2
"	"	"	2	"	"	23271	2
				60143	9/15/40047	22527	2
10335	9/15/35112	22526	1	"	"	23271	2
12373	9/15/40044	22527	2	60166	9/15/40043	22527	2
"	"	23271	2	60186	9/15/40045	23271	2
				"	"	22527	2
13323	9/15/42161	22534	3			23271	2
"	"	23270	2	60207	9/15/40048	22527	2
13833	9/15/61624	23269	2	"	"	23271	2
"	"	22532	2	60284	9/15/35037	22526	3
				"	"	23268	3
13834	9/15/35258	22527	1	60544	9/15/33043	22531	1
"	"	23271	1				
24778	9/15/34294	23268	2	63233	9/15/76478	22523	2
				"	"	23266	2
33369		22532	1	64012	9/43/31265	22541	1

Leyland Basic Part No.	B.R. Cat. No.	PL. No.	Page No.	Leyland Basic Part No.	B.R. Cat. No.	PL. No.	Page No.
66831	9/15/75499	22540	1	145063	9/15/58310	22539	1
78307	9/15/76404	22510	1	145565	9/15/35158	22526	2
"	"	22511	1	"	"	22535	1
97975	9/15/38007	22529	1	"	"	22526	1
102786	9/15/33251	22531	3	"	"	23268	2
116674	9/15/38016	22529	1	146855	9/15/33052	22531	1
116734	9/15/30551	22526	4	"	"	22532	1
"	"	23268	4	"	"	22536	1
119182		22533	1	"	"	22542	1
"		22534	2	"	"	23269	1
"		23270	2	156885	9/15/40098	22527	3
120054	9/15/75496	22540	1	"	"	23271	3
121421	9/15/35101	22526	1	159486	9/15/76533	23264	1
"	"	"	2	170698	9/15/42155	22534	3
"	"	22527	1	"	"	23270	2
"	"	23268	2	170972	9/15/42025	22534	1
"	"	23271	1	"	"	23270	1
"	"	23268	1	180887		22539	1
121975	9/15/35101	22531	1	180888		"	1
"	9/15/33055	22531	1	180889		"	1
"	"	23268	1	184718	9/15/42103	22534	2
122306	9/15/37642	22541	2	"	"	23272	1
130700	9/15/65664	22539	1	184806	9/15/34299	22531	3
130792	9/15/61605	22532	1	"	"	23268	3
"	"	23269	1	185484	9/15/40126	22527	2
131302	9/15/35100	22526	1	"	"	22532	2
"	"	23268	1	"	"	22542	1
131347	9/15/40021	22527	1	"	"	23269	2
"	"	22534	3	"	"	23271	2
"	"	22541	1	187083	9/15/35057	22526	1
"	"	23270	3	"	"	"	2
"	"	23271	1	"	"	23268	2
132229	9/43/3951	22523	2	"	"	"	3
"	"	22532	1	190832	9/15/40024	22527	1
"	"	23266	2	"	"	23271	1
"	"	23269	1	191198	9/15/30513	22528	1
133709	9/15/30501	22528	1	191200	9/15/30511	"	1
133710	"	"	1	191286	9/15/39994	22527	3
134493	9/43/6028	22509	1	"	"	23271	3
144205		22514	1	191588	9/15/41770	22535	1
"		22515	1	"	"	"	1
"		22543	1	192680	9/43/3410	22534	1
"		23265	1	"	"	23270	1
				204313	9/15/58303	22539	1

Leyland Basic Part No.	B.R. Cat. No.	PL. No.	Page No.	Leyland Basic Part No.	B.R. Cat. No.	PL. No.	Page No.
205159	9/15/35150	22526	1	227615	9/15/39993	22527	3
"	"	"	2	"	"	23271	3
"	"	"	3	227634	"	22529	1
"	"	23268	1	227635	9/15/38006	"	1
"	"	"	3	227664	9/15/35095	22526	1
218905	9/43/31252	22532	1	"	"	23268	1
"	"	23266	2	227665	9/15/35093	22526	1
"	"	23269	1	"	"	23268	1
219242	9/15/42018	22534	1	227666	9/15/35096	22526	1
"	"	23270	1	"	"	23268	1
222883	9/15/33293	22531	1	227678	9/15/56221	22533	1
222866	9/15/76457	22523	1	227679	9/15/56220	"	1
222884	9/15/76458	22523	1	227681	9/15/56227	"	1
"	"	23266	1	227684	9/15/35222	22526	3
222885	9/15/76459	22523	1	"	"	23268	3
"	"	23266	1	227694	9/15/56217	22533	1
222896	9/15/61570	22532	1	227697	9/15/61418	22523	2
"	"	23269	1	"	"	23266	2
222904	9/15/40599	22527	2	227698	9/15/61420	22532	1
"	"	23271	2	"	"	23269	1
222908	9/15/35137	22514	1	227699	9/15/61419	22532	1
"	"	22515	1	227700	9/15/61429	22523	2
"	"	22516	1	"	"	23266	2
"	"	22517	1	227733	9/15/40022	22527	1
"	"	22526	2	"	"	23271	1
"	"	22543	1	227735	9/15/39039	22523	2
"	"	23265	1	"	"	23266	2
"	"	23268	2	227737	9/15/40038	22527	2
222910	9/15/35219	22523	1	"	"	23271	2
"	"	"	2	227738	9/15/40041	22527	2
"	"	22531	2	"	"	23271	2
"	"	22541	1	227743	9/15/40042	22527	2
"	"	23266	1	"	"	23271	2
222911	9/15/37720	22541	1	227745	9/15/40035	22527	2
222916	9/15/76463	22523	2	"	"	23271	2
"	"	23266	1	227750	9/15/35293	22526	4
223256	9/15/40039	22527	2	"	"	23268	4
"	"	23271	2	227751	9/15/35318	22526	4
226721	9/15/41760	22535	1	"	"	23268	4
227914	9/15/40018	23271	1	227752	9/15/35070	22526	2
227913	9/15/40058	"	3	"	"	23268	3
227449	9/15/33352	22531	2	227753	9/15/35173	22526	2
"	"	22533	1	"	"	23268	3
227450	9/15/33012	"	1	227755	9/15/35170	22526	3
227545	9/15/46722	22534	2	"	"	23268	3
"	"	23270	2	227759	9/15/35171	22526	2
227546	9/15/46723	22534	2	"	"	23268	3
"	"	23270	2	227761	9/15/40012	22527	1
227607	9/15/40111	22527	2	"	"	23271	1
"	"	23271	2	227763	9/15/40019	22527	1
"	"	"	2	"	"	23271	1
"	"	"	2	227764	9/15/40055	22527	3
"	"	"	2	"	"	23271	3
"	"	"	2	227767	9/15/40060	22527	3
"	"	"	2	"	"	23271	3
"	"	"	2	227771	9/15/35321	22526	3
"	"	"	2	"	"	23268	3

Leyland Basic Part No.	B.R. Cat. No.	PL. No.	Page No.	Leyland Basic Part No.	B.R. Cat. No.	PL. No.	Page No.
227772	9/15/35322	22526	3	227841C/S5	9/15/59862	23268	6
		23268	3	227842	9/15/35004	22526	4
227773	9/15/35324	22526	3			23268	4
		23268	3	227842C/S1	9/15/59806	22526	5
227774	9/15/35323	22526	3			23268	5
		23268	3	227842C/S2	9/15/59807	22526	5
227775	9/15/35330	22526	4			23268	5
		23268	4	227842C/S3	9/15/59808	22526	5
227776	9/15/35331	22526	4			23268	5
		23268	4	227842C/S4	9/15/59809	22526	5
227781	9/15/35082	22526	1			23268	5
		23268	1	227842C/S5	9/15/59860	22526	5
227783	9/15/35083	22526	1			23268	6
		23268	1	227843	9/15/35006	22526	4
227789	9/15/30560	22528	1			23268	4
227790	9/15/35193	22526	4	227843H/S1	9/15/59823	22526	5
		23268	4			23268	6
227796	9/15/30545	22528	1	227843H/S2	9/15/59824	22526	5
227797	9/15/30507	22528	1			23268	6
227804	9/15/35109	22526	1	227843H/S3	9/15/59826	22526	5
		23268	1			23268	6
227805	9/15/35144	22526	1	227844	9/15/35005	22526	4
		23268	1			23268	4
227836	9/15/33048	22526	1	227844H/S1	9/15/59821	22526	5
		22527	1			23268	5
"	"	22531	1	227844H/S2	9/15/59822	22526	5
"	"	"	2			23268	5
"	"	22534	1	227844H/S3	9/15/59820	"	5
"	"	23268	1			22526	5
"	"	"	2	227845	9/15/38001	22529	1
"	"	"	4	227845B/S1	9/15/59800	"	1
"	"	23270	1	227845B/S2	9/15/59801	"	1
"	"	23271	1	227845B/S3	9/15/59802	"	1
227839	9/15/40108	22530	1	227845B/S4	9/15/59803	"	1
227840	9/15/35002	22526	3	227845B/S5	9/15/59804	"	1
		23268	4	227854	9/15/35231	22526	4
227840C/S1	9/15/59811	22526	5			23268	4
		23268	5	227855	9/15/35172	22526	2
227840C/S2	9/15/59812	22526	5			23268	3
		23268	5	227856	9/15/35225	"	4
227840C/S3	9/15/59813	22526	5			22526	4
		23268	5	227857	9/15/35228	"	4
227840C/S4	9/15/59814	22526	5			23268	4
		23268	5	227864	9/15/35122	22526	1
227840C/S5	9/15/59861	22526	5			23268	1
		23268	6	227866	9/15/38005	22529	1
227841	9/15/35003	22526	4	227869	9/15/35142	22526	1
		23268	4			23268	1
227841C/S1	9/15/59816	22526	5	227870	9/15/35141	22526	1
		23268	5			23268	1
227841C/S2	9/15/59817	22526	5	227872	9/15/35108	22526	1
		23268	5			23268	1
227841C/S3	9/15/59818	22526	5	227873	9/15/33047	22526	2
		23268	5	"	"	22527	1
227841C/S4	9/15/59819	22526	5	"	"	22531	1
		23268	5	"	"	"	2
227841C/S5	9/15/59862	22526	5	"	"	23268	2
				"	"	23271	1

Leyland Basic Part No.	B.R. Cat. No.	PL. No.	Page No.	Leyland Basic Part No.	B.R. Cat. No.	PL. No.	Page No.
227874	9/15/35124	22526	1	231978	9/15/34307	23268	4
227899	9/15/42017	23268	1	231979	9/15/34306	"	4
227903	9/15/35125	22534	1	232304	9/15/37647	22541	2
227911	9/15/40017	23270	1	232424	9/15/35138	22526	1
227913	9/15/40058	22526	1	232426	9/15/40036	23268	1
227914	9/15/40018	23268	1	232427	9/15/41754	22527	2
227918	9/15/33035	22527	1	232428	9/15/40030	23271	2
227919	9/15/33008	23271	1	232430	9/15/40054	22535	1
227933	9/15/33049	22527	3	232432	9/15/46715	22527	2
"	"	23271	1	232456	9/15/76419	23271	2
"	"	22531	1	"	"	22527	3
"	"	22530	3	"	"	23271	3
"	"	22531	2	232470	9/15/34295	22535	1
"	"	23268	2	232480	9/15/30563	22510	2
227940	9/15/40124	23271	2	232482	9/15/35195	22512	2
227941	9/15/41756	22527	2	232886	9/15/35056	22513	1
227942	9/15/41763	23271	2	232911	9/15/61565	23268	2
229523	9/15/33312	22535	1	"	"	22526	2
229524	9/15/34282	"	1	"	"	22531	1
229684	9/15/33042	22531	1	232928	9/15/35130	22532	1
229694	9/15/63028	22542	1	"	"	23269	1
229695	9/15/63029	"	1	233025	9/43/30656	22526	2
229992	"	22527	2	233364	9/15/35030	23268	2
"	"	23271	2	233365	9/15/35333	23270	1
230062	"	22539	1	233427	9/15/42052	22526	4
231256	9/15/33027	22523	2	233512	9/15/33041	23268	4
"	"	22535	1	"	"	22534	2
231312	9/15/76445	23266	2	"	"	23270	2
"	"	22518	1	"	"	22534	3
"	"	22523	3	"	"	22537	1
231480	9/15/76416	23266	3	233560/50	9/15/34381	22542	1
"	"	22510	1	233755	9/15/30810	23270	3
"	"	22511	1	233797	9/15/30805	22536	1
"	"	22512	1	"	"	22528	1
"	"	22513	1	234074	9/15/40032	"	1
"	"	22515	1	234097	9/15/30559	22527	2
231490	9/15/40034	22527	2	234365	9/15/35054	23271	2
231607	9/15/35227	23271	2	234378	9/15/35226	22528	1
231613	9/15/39995	22526	4	234379	9/15/35038	22526	2
231614	9/15/40020	23268	5	234413	9/15/35086	23268	2
231746	9/15/33057	22527	3	234419	9/15/35315	22526	4
231931	9/15/41764	23271	3	"	"	23268	1
231966	9/15/35307	22527	1	"	"	22526	4
		23271	1			23268	4
		22531	1				
		22535	1				
		22526	5				

Leyland Basic Part No.	B.R. Cat. No.	PL. No.	Page No.	Leyland Basic Part No.	B.R. Cat. No.	PL. No.	Page No.
234614	9/15/35131	22526	2	238191/143	9/15/59844	22535	2
"	"	23268	2	238191/153	9/15/59845	"	2
234729	9/15/35320	22526	3	238191/163	9/15/59846	"	2
"	"	23268	3	238191/173	9/15/59847	"	2
234757	9/15/56226	22533	1	238191/183	9/15/59848	"	2
234853	9/15/35317	22526	4	238191/193	9/15/59849	"	2
"	"	23268	4	238710	9/15/42014	22534	2
234854	9/15/35007	22526	4	"	"	23270	2
"	"	23268	4	238711	9/15/42012	22534	1
234855	9/15/35234	22526	4	"	"	23270	1
"	"	23268	4	238771	9/15/35233	22526	3
234856	9/15/35332	22526	4	"	"	23268	4
"	"	23268	4	238810	9/15/33044	22531	1
234897	9/15/42022	22534	1	238832	9/15/35013	22526	4
"	"	23270	1	"	"	23268	4
234898	9/15/42021	22534	1	238851	9/15/42008	22534	1
"	"	23270	1	"	"	23270	1
234916	9/15/35229	22526	4	"	"	"	"
"	"	23268	4	239302	9/15/42015	22534	2
234917	9/15/35308	22526	4	"	"	23270	2
"	"	23268	4	239303	9/15/42009	22534	1
"	"	"	"	"	"	23270	1
235056	9/15/35178	22526	3	239304	9/15/42010	22534	1
"	"	23268	3	"	"	23270	1
235074	9/15/35136	22526	2	239307	9/15/42007	22534	1
"	"	23268	2	"	"	23270	1
235728	9/15/56200	22533	1	239504	9/15/34007	22536	1
235780	9/15/61584	22532	1	239792	9/15/35306	22526	4
"	"	23269	1	"	"	23268	4
"	"	"	"	239793	9/15/76403	22510	1
236177	9/15/40003	22527	1	"	"	"	"
"	"	23271	1	240293	9/15/35160	22526	2
236178	9/15/40004	22527	1	"	"	23268	2
"	"	23271	1	240294	9/15/33046	22531	1
236489	9/15/40025	22527	1	"	"	"	"
"	"	23271	1	241462	9/15/41757	22535	2
236490	9/15/40026	22527	1	241705	9/15/35052	22526	2
"	"	23271	1	241705	9/15/35052	"	2
236513	9/15/35008	22526	4	"	"	23268	2
"	"	23268	4	241786	9/15/42140	22534	2
236534	9/15/46163	22538	1	"	"	23270	"
236541	9/15/40005	22527	1	"	"	"	"
"	"	23271	1	242199	9/15/40009	22527	1
236796	9/15/56219	22533	1	"	"	23271	1
236798	9/15/56203	"	1	242584	"	22526	3
236799	9/15/56204	"	1	"	"	23268	3
"	"	"	"	242667	9/15/35316	22526	4
237801	9/15/56231	22533	1	"	"	23268	4
237961	9/15/35064	22526	3	242709	9/15/40008	22527	1
"	"	23268	3	"	"	23271	1
237996	9/15/35326	22526	3	"	"	"	"
"	"	23268	3	243013	9/15/35232	22526	1
"	"	"	"	"	"	"	4
238191	9/15/41788	22535	1	"	"	23268	1
238191/103	9/15/59840	"	1	"	"	"	5
238191/113	9/15/59841	"	1	243477	9/15/30522	22528	1
238191/123	9/15/59842	"	1	243550	9/15/35036	22526	3
238191/133	9/15/59843	"	2	"	"	23268	3

Leyland Basic Part No.	B.R. Cat. No.	PL. No.	Page No.	Leyland Basic Part No.	B.R. Cat. No.	PL. No.	Page No.
243562	9/15/43131	22533	1	258321	9/15/33033	22531	2
"	"	22509	1	258322	9/15/33034	22531	2
245454	9/15/35050	22526	2	258340	9/15/35221	22526	3
"	"	23268	2	"	"	23268	3
245503	9/15/56210	22533	1	258368	9/15/35128	22526	2
245505	9/15/56213	"	1	"	"	23268	2
245506	9/15/56218	"	1	258598	9/15/42031	22534	2
245801	9/15/33213	22531	2	"	"	23270	2
246039	9/15/34298	23268	3	258599	9/15/34086	22534	2
246044	9/15/34303	"	4	"	"	23270	2
246045	9/15/34296	"	3	258773	9/15/32016	22526	3
246048	9/15/40037	22527	2	"	"	23268	4
"	"	23271	2	258792	9/15/32027	22526	4
246071	9/15/40029	22527	2	"	"	23268	5
"	"	23271	1	258900	9/15/33250	22531	2
246083	9/15/34297	23268	3	258913	9/15/33014	"	2
246121	9/15/30809	22528	1	259718	9/15/42180	22534	2
246173	9/15/40116	22527	3	"	"	23270	2
"	"	23271	3	260451	9/15/58018	22514	1
246427	9/15/30850	22528	1	"	"	22515	1
246704	9/15/35051	23268	2	"	"	22516	1
"	"	22526	2	"	"	22517	1
246706	9/15/35053	22526	2	"	"	22543	1
"	"	23268	2	"	"	23265	1
246707	9/15/33351	22531	2	260513	9/15/35325	22526	3
"	"	"	2	"	"	23268	3
246793	9/15/33211	"	2	262260	9/15/42160	22534	2
246796	9/15/33232	"	2	"	"	23270	2
246797	9/15/33285	"	2	262539	"	22541	2
246798	9/15/33270	"	2	"	"	22526	4
246799	9/15/33230	"	2	"	"	"	5
246800	9/15/33215	"	2	262910	9/15/42019	22534	1
255695	9/15/40536	22527	1	"	"	23270	1
"	"	23271	1	264032	9/15/58019	22514	1
255809	"	22526	5	"	"	22515	1
"	"	23268	5	"	"	22516	1
256081	9/15/40109	22532	1	"	"	22517	1
"	"	23269	1	"	"	22543	1
256641	9/15/40010	23271	1	"	"	23265	1
"	"	22527	1	264740/131	9/15/65669	22539	1
257153	9/15/35106	22526	1	264777	9/15/58009	22514	1
"	"	23268	1	"	"	22515	1
257686	9/15/30535	22528	1	"	"	22516	1
257689	9/15/35025	22526	4	"	"	22517	1
"	"	23268	5	"	"	22543	1
257694	9/15/42030	22534	2	"	"	23265	1
"	"	23270	2	265611	"	22523	3
257695	9/15/42020	22534	1	"	"	23266	3
"	"	23270	1	265613	9/15/76467	22523	2
257700	9/15/34304	23268	2	"	"	23266	1
257701	9/15/34302	23268	4	265622	9/15/76494	22523	3
257782	9/15/34293	"	1	"	"	23266	3

Leyland Basic Part No.	B.R. Cat. No.	PL. No.	Page No.	Leyland Basic Part No.	B.R. Cat. No.	PL. No.	Page No.
266449	9/15/40040	22527	2	274167	9/15/58008	22514	1
"	"	23271	2	"	"	22515	1
266724	9/15/76427	22512	1	"	"	22516	1
267154	9/15/84202	22523	2	"	"	22517	1
267157	9/15/84201	22523	2	"	"	22543	1
267350	9/15/34292	23268	1	274176	9/15/58005	23265	1
267540	9/15/41776	22535	1	"	"	22514	1
267579	9/15/41781	"	1	"	"	22515	1
267582	9/15/41783	"	1	"	"	22516	1
267596	9/15/41758	"	1	"	"	22517	1
267596/2501	9/15/59865	"	2	"	"	22543	1
267596/2502	9/15/59866	"	2	"	"	23265	1
267596/2503	9/15/59867	"	2	274237	9/15/58011	22514	1
367596/2504	9/15/59868	"	2	"	"	22515	1
267596/2505	9/15/59869	"	2	"	"	22516	1
267596/2506	9/15/59870	"	2	"	"	22517	1
267596/2507	9/15/59871	"	2	"	"	22543	1
267596/2508	9/15/59872	"	2	274656	9/15/46720	23265	1
267596/2509	9/15/59873	"	2	"	"	22534	1
267596/2510	9/15/59874	"	2	274863	9/15/37663	23270	1
267600	9/15/41755	"	1	"	"	22541	1
270947	9/15/35094	22526	1	280843	9/15/35103	22526	2
"	"	23268	1	"	"	23268	2
270948	9/15/35097	22526	2	280843/-010	9/15/35104	22526	2
"	"	23268	2	"	"	23268	2
270949	9/15/35143	22526	1	280864	9/15/40546	22527	1
"	"	23268	1	"	"	23271	1
271395	9/15/40603	22527	3	280865	9/15/40545	22527	1
"	"	23271	3	"	"	23271	1
272484	9/15/76402	22510	1	281281	9/15/38024	22529	1
"	"	22511	1	281282	9/15/38026	"	1
"	"	22512	1	281283	9/15/38027	"	1
"	"	22513	1	281322	9/15/40566	22527	3
"	"	23264	1	"	"	23271	3
272651	9/15/35272	22526	4	281323	9/15/40568	22527	3
"	"	"	5	"	"	23271	3
272676	9/15/40011	23271	1	281325	9/15/40535	22527	1
"	"	22527	1	"	"	23271	1
273284	9/15/42058	22534	2	281326	9/15/40537	22527	1
"	"	23270	2	"	"	23271	1
273321	9/15/42033	22534	2	281416	9/15/38023	22529	1
"	"	23270	2	281494	9/15/76424	22511	2
274061	9/15/76422	22511	1	"	"	22543	1
274127	9/15/58007	22514	1	281495	9/15/76536	23264	2
"	"	22515	1	281809	9/15/43107	22509	1
"	"	22516	1	281959	9/15/43102	"	1
"	"	22517	1	"	"	"	1
"	"	22543	1	282711	9/15/43109	"	1
"	"	23265	1	282712	9/15/43104	"	1
				282713	9/15/43122	"	1
				282714	9/15/43136	"	1

Leyland Basic Part No.	B.R. Cat. No.	PL. No.	Page No.	Leyland Basic Part No.	B.R. Cat. No.	PL. No.	Page No.
282923	9/15/58010	22514	1	305196	9/15/76481	22523	2
"	"	22515	1	"	"	23266	2
"	"	22516	1				
"	"	22517	1	309892	9/15/56232	22533	1
"	"	22543	1				
"	"	23265	1	310137	9/15/33209	22531	2
282924	9/15/58021	22514	1	310141	9/15/33240	"	3
"	"	22515	1	310380	9/15/37623	22541	2
"	"	22516	1	310435	9/15/56987	22531	1
"	"	22517	1				
"	"	22543	1	314149	9/15/40560	22527	3
"	"	23265	1	"	"	23271	3
				314282	9/15/35264	22526	3
283104	9/15/35197	22526	4	314283	9/15/40596	22527	2
		23268	5	314284	9/15/40588	"	2
283718	9/15/35084	22526	1	314505	9/15/47301	22534	1
"	"	23268	1	"	"	23270	1
				314669	9/15/75510	22540	1
286501	9/15/33045	22531	1	314904	9/15/30537	22528	1
289382	9/15/38025	22529	1	315007	9/15/76430	22513	1
				315015	9/15/76431	"	1
292889	9/15/35117	22526	1	315016	9/15/76432	"	1
292890	9/15/35118	"	1	315020	9/15/76433	"	1
292893	9/15/35113	"	1	"	"	23264	1
292896	9/15/35119	"	1	315030	9/15/76434	22513	1
				315042	9/15/35263	22526	2
293540	9/15/41753	22535	1	"	"	"	4
293961	9/15/41761	"	1	"	"	23268	2
				315154	9/15/56209	22533	1
294316		22539	1	315155	9/15/56207	"	1
				315952	9/15/37740	22541	1
298172	9/15/35055	22526	2	315953	9/15/37742	"	2
"	"	23268	2	315954	9/15/37741	"	2
"	"	"	3				
				316005	9/15/61658	23269	2
299917/120	9/15/65661	22518	1	316006	9/15/34301	23268	4
"	"	22519	1	316007	9/15/34305	"	4
"	"	22544	1	316148	9/15/33237	22531	2
				316242	9/15/35706	22526	5
300508	9/15/76405	22510	1	"	"	23268	5
"	"	22511	1	316409	9/15/63027	22542	1
"	"	22512	1	316410	9/15/63016	"	1
				316411	9/15/63015	"	1
301034	9/15/84197	22523	2	316813	9/15/63034	"	1
"	"	23266	1	316834	9/15/63032	"	1
301411	9/15/76417	22510	1				
"	"	22511	1	317768	9/15/30856	22528	1
"	"	22512	1	317769	9/15/37702	22541	2
"	"	22513	1				
				318726	9/15/65551	23272	1
303533	9/15/34346	22536	1	318838	9/15/65553	"	1
303681	9/15/37535	22541	2				
				319434	9/15/37650	22541	1
304336	9/15/42100	22534	3	320451	9/15/34308	22526	5
"	"	23270	3	"	"	23268	5

Leyland Basic Part No.	B.R. Cat. No.	PL. No.	Page No.	Leyland Basic Part No.	B.R. Cat. No.	PL. No.	Page No.
320452	9/15/34309	22526	5	511340	9/15/61620	22532	1
"	"	23268	5	511341	9/15/61588	23269	1
321548	9/15/61601	22532	1	511343	9/15/61633	22532	1
"	"	23269	1	511344	9/15/61595	23269	1
350105	9/15/76512	23266	1	511345	9/15/61589	22532	1
350106	9/15/76513	"	2	511346	9/15/61623	23269	1
350255	9/15/76447	22519	1	511347	9/15/61585	22532	2
350852	9/15/76535	23264	1	511953	9/15/61580	23269	2
350875	9/15/76531	"	1	"	"	22532	1
350915	9/15/76529	"	1	"	"	23269	1
350917	9/15/76530	"	1	"	"	22532	2
351036	9/15/76450	22521	1	"	"	23269	1
351139	9/15/76521	22522	1	513517	9/15/35212	22526	3
351154	9/15/76517	23264	1	513530	9/15/32192	22510	1
351168	9/15/76518	"	1	"	"	22511	1
351169	9/15/76519	"	1	"	"	22512	1
351173	9/15/76520	"	1	513569	9/15/40578	22513	1
351271	9/15/76522	"	1	"	"	22527	3
351272	9/15/76523	"	1	513571	9/15/40597	23271	3
351273	9/15/76524	"	1	513574	9/15/35210	22527	2
351335	9/15/34300	23268	4	"	"	23271	2
351336	9/15/76527	23264	1	513574	9/15/35210	22510	1
351337	9/15/76525	"	1	"	"	22511	1
351338	9/15/76526	"	1	"	"	22512	1
351339	9/15/76528	"	1	"	"	22513	1
351341	9/15/65552	23272	1	513605	9/15/35200	22526	3
351343	9/15/76534	23264	1	"	"	23268	3
351724	9/15/76515	23266	2	513608	9/15/35017	22526	4
351725	9/15/76511	"	1	513609	9/15/35016	23268	5
351728	9/15/76514	"	2	513894	9/15/75492	22526	4
351957	9/15/76532	23264	1	513968	9/15/35292	23268	4
500097	9/15/33271	22531	2	"	"	22526	4
505688	9/15/61602	22532	1	514010	9/15/61552	22527	2
"	"	23269	1	514132	9/15/40600	22532	2
506872	9/15/42125	22534	2	514148	9/15/40592	22527	2
"	"	23270	2	514249	9/15/40606	23271	2
507026	9/15/30546	22528	1	"	"	22527	2
508709	9/15/30538	22527	3	515341/6		22527	2
"	"	23266	2			23271	2
509375	9/15/30860	22528	1			22527	3
509719	9/15/30811	"	1	516656	9/15/33235	23271	3
510059	9/43/34072	22528	1	516817	9/15/76415	22526	4
510060		"	1	"	"	23268	5
510785	9/15/33252	22531	2	"	"	22526	4
511337	9/15/61563	23269	1	"	"	22527	3
				"	"	23271	3
				"	"	22539	1
				516656	9/15/33235	22531	3
				516817	9/15/76415	22510	1
				"	"	22511	1
				"	"	22512	1
				"	"	22513	1

Leyland Basic Part No.	B.R. Cat. No.	PL. No.	Page No.	Leyland Basic Part No.	B.R. Cat. No.	PL. No.	Page No.
516855	9/15/76413	22510	1	521604	9/15/43108	22509	1
"	"	22511	1	521686	9/15/43115	"	1
"	"	22512	1	521687	9/15/43138	"	1
"	"	22513	1	521688	9/15/43117	"	1
517038	9/15/32203	22510	1	521689	9/15/43130	"	1
"	"	22511	1	521690	9/15/43123	"	1
"	"	22512	1	521691	9/15/43113	"	1
"	"	22513	1	521692	9/15/43125	"	1
518409	9/15/40525	22527	1	521693	9/15/43127	"	1
"	"	23271	1	521694	9/15/43134	"	1
518410	9/15/40530	22527	1	521747	9/15/34110	"	1
"	"	23271	1	522461	9/15/33255	22531	2
518424	9/15/30803	22528	1	522462	9/15/33253	"	2
518657	9/15/33231	22531	2	524692	9/15/33288	"	1
519002	9/15/55246	22537	1	524779	9/15/76420	22510	2
519071	9/15/33315	22531	1	"	"	22514	1
519077	9/15/55247	22537	1	"	"	22517	1
519273	9/15/33210	22531	2	"	"	23265	1
519586	9/15/76503	52524	1	528264	9/15/40581	22527	3
"	"	22525	1	"	"	23271	3
"	"	23267	1	528293	9/15/76401	22527	2
519587	9/15/76504	22524	1	"	"	23271	2
"	"	22525	1	528593	"	22510	1
"	"	23267	1	"	"	22511	1
519793	9/15/76455	22523	1	"	"	22512	1
519794	9/15/76470	"	2	528594	9/15/35209	22526	3
"	"	23266	2	528597	9/15/35213	"	3
519795	9/15/76471	22523	2	528598	9/15/40580	22527	3
"	"	23266	2	"	"	23271	3
519796	9/15/76472	22523	2	528600	9/15/39116	22530	1
"	"	23266	2	528601	9/15/35000	22526	4
519797	9/15/76464	22523	2	"	"	23268	4
"	"	23266	1	528602	9/15/39125	22530	1
519803	9/15/76465	22523	2	528603	9/15/34347	22536	1
"	"	23266	1	528605	9/15/34100	"	1
519804	9/15/76468	22523	2	528618	9/15/33350	22531	2
"	"	23266	1	528740	9/15/37661	22541	1
519805	9/15/76469	22523	2	528745	9/15/37536	"	1
"	"	23266	1	528746	9/15/37562	"	1
519806	9/15/84196	22523	2	528747	9/15/37709	"	1
"	"	23266	1	528748	9/15/37735	"	1
519807	9/15/76456	22523	1	528749	9/15/37570	"	1
519808	9/15/76460	"	1	528750	9/15/37672	"	1
"	"	23266	1	528751	9/15/37538	"	1
519809	9/15/76461	22523	1	528752	9/15/37563	"	1
"	"	23266	1	528753	9/15/37703	"	1
519810	9/15/76462	22523	1	528754	9/15/37704	"	2
"	"	23266	1	528755	9/15/37670	"	1
520022/8	9/15/65666	22539	1	528756	9/15/37673	"	1
"	"	"	"	528757	9/15/37710	"	1
520198	9/15/76466	22523	2	528758	9/15/37717	"	1
"	"	23266	1	528759	9/15/37540	"	1
"	"	"	"	528760	9/15/37564	"	1

Leyland Basic Part No.	B.R. Cat. No.	PL. No.	Page No.	Leyland Basic Part No.	B.R. Cat. No.	PL. No.	Page No.
528761	9/15/37718	22541	2	529199	9/15/76407	22510	1
528762/1	9/15/37711	"	1	"	"	22511	1
528762/2	9/15/37712	"	1	"	"	22512	1
528762/3	9/15/37713	"	1	"	"	22513	1
528766	9/15/33273	22531	2	529212	9/15/76406	22510	1
528774	9/15/61613	22532	1	"	"	22511	1
"	"	23269	1	"	"	22512	1
528777	9/15/63017	22542	1	529218	9/15/42150	22534	1
528800	9/15/42151	22534	1	"	"	23270	1
"	"	23270	1	529220	9/15/55248	22537	1
528851	9/15/35066	22526	3	529254	9/15/63000	22542	1
"	"	"	"	529262	9/15/58305	22539	1
529014	9/15/76482	22523	2	529288	9/15/37705	22541	1
"	"	23266	2	"	"	"	2
529033	9/15/34345	22536	1	529339	9/15/76449	22521	1
529034	9/15/34281	"	1	529350	9/15/46175	22538	1
529047	9/15/37616	22541	2	529351	9/15/46183	"	1
529048	9/15/37659	"	1	529352	9/75/1620	22534	3
529063	9/15/33207	22531	3	"	"	22538	1
529064	9/15/42130	22534	2	"	"	23270	3
"	"	23270	2	529353	9/75/8380	22538	1
529065	9/15/30845	22528	1	529354	9/15/46180	"	1
529083	9/15/33241	22531	2	529377	9/15/37685	22541	1
529099	9/15/35203	22523	3	529378	9/15/37686	"	1
"	"	22526	3	529379	9/15/37687	"	2
"	"	23266	3	529928	9/15/40512	22527	2
529100	9/15/35204	22510	1	"	"	23271	2
"	"	22511	1	529929	9/15/40519	22527	2
"	"	22512	1	"	"	23271	2
"	"	22513	1	529933	9/15/40510	22527	2
"	"	22523	3	"	"	23271	2
"	"	22526	3	529934	9/15/40518	22527	2
"	"	23266	2	"	"	23271	2
"	"	"	3	"	"	"	"
529102	9/15/35048	22526	1	530052	9/15/43105	22509	1
529105	9/15/34291	23268	1	530053	9/15/43129	"	1
529114	9/15/37614	22541	2	530054	9/15/30808	22528	1
529117	9/15/61560	22532	1	"	"	"	"
"	"	23269	1	533943	9/15/43100	22509	1
529119	9/15/30858	22528	1	"	"	"	"
529129	9/15/30840	"	1	"	"	"	"
529133	9/15/60613	23271	2	534107	9/15/76487	22523	3
529134	9/15/60614	"	2	"	"	23266	2
529135	9/15/35207	22526	3	534120	9/15/65651	22518	1
"	"	23268	4	"	"	22519	1
529151	9/15/39115	22530	1	"	"	22544	1
529152	9/15/39119	"	1	534121	9/15/65652	22518	1
529159	9/15/33205	22531	2	"	"	22519	1
529161	9/15/34280	22536	1	"	"	22544	1
529162	9/15/34348	"	1	"	"	"	"
529169	9/15/42170	22534	3	534122	9/15/76444	22518	1
"	"	23272	1	"	"	22519	1
529171	9/15/76502	22524	1	534124	9/15/65658	22518	1
"	"	22525	1	"	"	22544	1
"	"	23267	1	534125	9/15/65659	22518	1
529192	9/15/46081	22538	1	"	"	22519	1
529193	9/15/46690	"	1	"	"	22544	1

Leyland Basic Part No.	B.R. Cat. No.	PL. No.	Page No.	Leyland Basic Part No.	B.R. Cat. No.	PL. No.	Page No.
534126	9/15/65660	22518	1	534515	9/15/76418	22510	2
"	"	22519	1	"	"	22511	1
"	"	22544	1	"	"	22512	1
534129	9/15/65653	22518	1	"	"	22513	1
"	"	22519	1	534904	9/15/63030	22542	1
"	"	22544	1				
534130	9/15/65655	22518	1	535186	9/15/62910	22542	1
"	"	22519	1	535478	9/15/43120	22509	1
"	"	22544	1	535586	9/15/35114	22526	1
534131	9/15/65654	22518	1	"	"	23268	1
"	"	22519	1	535601	9/15/76408	22510	1
"	"	22544	1	"	"	22511	1
534132	9/15/65656	22518	1	"	"	22512	1
"	"	22519	1	"	"	22513	1
"	"	22544	1	535870	9/15/76452	22522	1
534133	9/15/65657	22518	1				
"	"	22519	1				
"	"	22544	1				
534164	9/15/30851	22528	1	538380	9/15/76491	22523	3
534181	9/15/58000	22514	1	"	"	23266	3
"	"	22515	1	538414	9/15/63588	22523	3
"	"	22516	1	"	"	23226	2
"	"	22517	1	538415	9/15/63569	22523	3
"	"	22543	1	"	"	23266	2
"	"	23265	1	538420	9/15/76490	22523	3
534182	9/15/58003	22514	1	"	"	23266	2
"	"	22515	1	538626	9/15/46681	23270	1
"	"	22516	1	538627	9/15/46684	22534	1
"	"	22517	1	"	"	23270	1
"	"	22543	1	538628	9/15/46686	22534	1
"	"	23265	1	"	"	23270	1
534185	9/15/58022	22514	1	538629	9/15/46688	22534	1
"	"	22517	1	"	"	23270	1
"	"	22543	1	538630	9/15/46670	22534	2
534193	9/15/76442	22518	1	"	"	23270	2
"	"	22544	1	538631	9/15/46672	22534	2
"	"	22519	1	"	"	23270	2
534196	9/15/46832	22524	1	538632	9/15/46673	22534	2
"	"	23267	1	"	"	23270	2
534197	9/15/46833	22524	1	538633	9/15/46674	22534	2
534198	9/15/46822	"	1	"	"	23270	2
"	"	23267	1	538634	9/15/46675	22534	2
534199	9/15/46828	22524	1	"	"	23270	2
"	"			538635	9/15/46677	22534	2
534233	9/15/76441	22518	1	"	"	23270	2
"	"	22519	1	538760	9/15/76506	22516	1
"	"	22544	1				
534251	9/15/76485	22523	3				
"	"	23266	2				
534253	9/15/76495	22523	3	539359	9/15/76428	22512	2
"	"	23266	3	539467	9/15/32189	22510	1
534420	9/15/76411	22510	1	"	"	22511	1
"	"	22511	1	"	"	22512	1
"	"	22512	1	"	"	22513	1
"	"	22513	1	539468	9/15/32194	22510	1
"	"			"	"	22511	1
534514	9/15/58307	22539	1	"	"	22512	1

Leyland Basic Part No.	B.R. Cat. No.	PL. No.	Page No.	Leyland Basic Part No.	B.R. Cat. No.	PL. No.	Page No.
539469	9/15/76436	22514	1	545012		22539	1
"	"	22515	1	545013	9/15/65667	"	1
"	"	22516	1	545014	9/15/65668	"	1
"	"	22517	1	545015	"	"	1
"	"	22543	1	545028	9/15/63033	22542	1
"	"	23265	1	545030	9/15/46662	22534	1
539474	9/15/76501	22524	1	"	"	23270	1
"	"	22525	1	545055	9/15/63026	22542	1
"	"	23267	1	545058	"	22539	1
539477	9/15/32196	22511	1	545059	"	"	1
539746	9/15/76496	22523	3	545060	"	"	1
"	"	23266	3	545061	"	"	1
540508	9/15/37588	22541	2	545271	9/15/65665	"	1
540509	9/15/37637	"	2	545272	9/15/65663	"	1
540685	9/15/76426	22512	1	545274	9/15/65662	"	1
540709	9/15/61615	22532	2	545275	9/15/84756	"	1
"	"	23269	2				
540783	9/15/35262	22526	4	546202	9/15/35335	22526	3
540813	9/15/41779	22535	1	"	"	23268	3
540815	9/15/84100	22534	2	546316	9/15/37608	22541	2
"	"	23270	2	546524	9/15/46760	22534	1
540828	9/15/46719	22535	1	"	"	23270	2
540829	9/15/41775	"	1	546525	9/15/46709	22534	2
540843	9/15/61554	23269	1	"	"	23270	2
541116	9/15/76480	22523	2	546526	9/15/46700	22538	1
"	"	23266	2	546529	9/15/46780	22534	1
541184	9/15/76475	22523	2	"	"	23270	1
541213	9/15/63624	"	1				
541214	9/15/76473	"	2	600038	9/15/35155	23268	2
541218	9/15/76483	23266	2	"	"	22526	2
541219	9/15/76484	"	2	600054	9/15/61592	22532	1
541220	9/15/76476	"	2	"	"	23269	1
541221	9/15/76479	22523	2	600174	9/15/63031	22542	1
"	"	23266	2	600727	9/15/61660	22532	2
541223	9/15/76474	22523	2	"	"	23269	2
"	"	23266	2	600751	9/15/61661	22532	2
541284	9/15/76492	22523	3	"	"	23269	2
"	"	23266	3				
541432	9/15/56987	22542	1				
542314	9/15/46718	22535	1	601096	9/15/33286	22531	1
542528	9/15/46682	23270	1	601158	9/15/61662	22532	2
"	"	22534	1	"	"	23269	2
542529	9/15/46683	22534	1	601159	9/15/61663	22532	2
"	"	23270	1	"	"	23269	2
542532	9/15/46666	22534	1	601574	9/15/61563	22532	1
"	"	23270	1	"	"	23269	1
542559	9/15/46664	22535	1	601577	9/15/61595	22532	1
542656	9/15/37629	22541	2	"	"	23269	1
543766	9/15/42158	22534	2	601578	9/15/61659	22532	1
"	"	23270	2	"	"	23269	1
544130	9/15/30815	22528	1	602242	9/15/38081	22529	1
544969	9/15/42137	22534	1	602243	9/15/38082	"	1
"	"	23270	1	602890	9/15/38080	"	1

Leyland Basic Part No.	B.R. Cat. No.	PL. No.	Page No.	Leyland Basic Part No.	B.R. Cat. No.	PL. No.	Page No.
FB104/4D		22523	2	FB106/26D		23268	4
"		23266	2	"		23270	2
FB104/10D		22538	1	FB106/27D		22531	2
"		22542	1	FB106/64D		22534	2
FB104/14D		22527	2	"		23270	2
"		23271	2	FB107/10D		22526	4
FB105/7		23266	2	"		23268	5
FB105/7D		23268	3	FB107/11D		22526	4
FB105/8D		22530	1	"		23268	5
FB105/9D		22523	2	FB107/17D		22518	1
"		22530	1	"		22519	1
"		23266	2	"		22544	1
FB105/11D		22523	3	FB107/20D		22538	1
"		22540	1	FB108/10D		23264	2
"		23266	3	FB108/14D		"	1
FB105/12D		22518	1	FB108/20D		"	1
"		22519	1	FB110/11D		22526	4
"		22544	1	"		23268	5
FB105/21D		22530	1	FN104/L		22523	1
"		22534	2	"		22527	2
"		23270	2	"		22538	1
FB105/22D		22530	1	"		22542	1
FB105/29		"	1	"		23271	2
FB105/30		"	1	FN105/L		22523	1
FB105/32D		22534	2	"		"	2
"		23270	2	"		"	3
FB105/37D		22534	2	"		22526	1
"		23270	2	"		"	2
FB106/8		23266	2	"		22530	1
FB106/8D		22518	1	"		22531	1
"		22527	3	"		22532	1
"		22544	1	"		22534	2
"		23271	3	"		"	3
FB106/9D		22531	2	"		22540	1
"		"	3	"		23266	1
"		22541	2	"		"	2
"		22542	1	"		"	3
FB106/10D		22526	3	"		23268	2
"		23268	3	"		"	3
"		23272	1	"		"	2
FB106/11D		22523	2	"		23268	2
"		22531	2	"		"	3
"		23266	2	"		23269	1
FB106/15D		22527	3	"		23270	2
"		23271	3	"		23272	1
FB106/17		22542	1	FN106/L		22514	1
FB106/17D		22534	2	"		22515	1
"		23270	2	"		22517	1
FB106/20D		22531	3	"		22518	1
"		22542	1	"		22523	1
FB106/22		"	1	"		"	2
FB106/22D		22531	3	"		22526	1
FB106/26D		22526	4	"		"	2
"		22531	3	"		"	3
"		22534	2	"		"	3

Leyland Basic Part No.	B.R. Cat. No.	PL. No.	Page No.	Leyland Basic Part No.	B.R. Cat. No.	PL. No.	Page No.
FN106/L		22527	1	FN407/L		22510	1
"		22531	1	"		22511	1
"		"	2	"		22512	1
"		"	3	"		22513	1
"		22534	1	"		22518	1
"		22541	1	"		22519	1
"		"	2	"		22523	3
"		22543	1	"		23266	3
"		22544	1				
"		23264	1	FN408/L		22510	1
"		23265	1	"		"	2
"		23266	1	"		22511	1
"		"	2	"		"	2
"		23268	1	"		22512	2
"		"	2	"		22513	1
"		"	3	"		22514	1
"		"	4	"		22515	1
"		23270	1	"		22517	1
"		"	2	"		22523	3
"		23271	1	"		22534	2
"		23272	1	"		22541	2
FN107/L		22526	4	"		22543	1
"		23268	4	"		23264	1
"		22538	1	"		"	2
FN108/L		22510	2	"		23265	1
"		22511	2	"		23266	3
"		22512	1	"		23270	2
"		22513	1				
"		22526	3	FN410/L		22510	1
"		22527	1	"		"	2
"		22541	2	"		22511	1
"		23271	1	"		"	2
FN204/L		23270	2	"		22512	1
FN205/L		22534	3	"		22513	1
FN208/L		22541	2	"		22523	3
FN212/L		22526	3	"		22541	1
"		23266	3	"		23264	1
FN405/L		22509	1	"		23266	2
"		22521	1	FN412/L		22510	1
"		22522	1	"		22511	1
"		22523	2	"		22512	1
"		22533	1	"		22513	1
"		23266	2	"		22541	2
FN406/L		22509	1	FS104/4D		22541	1
"		22526	2	FS104/7D		"	1
"		22534	1	FS105/4D		22526	1
"		23264	1	"	9/15/35120	22534	2
"		23268	2	"		23268	1
"		23270	1	"		23270	2
"				FS105/5D		22534	3
"				"		23270	3

Leyland Basic Part No.	B.R. Cat. No.	PL. No.	Page No.	Leyland Basic Part No.	B.R. Cat. No.	PL. No.	Page No.
FS105/6D		22526	2	K5674		23265	1
"		22534	1	"		23266	3
"		23268	3	"		23268	4
"		23270	2	"		23270	2
FS105/7D		22531	1	K5680		22541	1
"		23268	5	K5681		22529	1
FS105/10D		22534	2	"		22540	1
"		23270	2	"		22541	2
FS106/5D		22526	1	K5684		22510	1
"		23268	1	"		"	2
FS106/6D		22534	2	"		22511	1
"		22537	1	"		"	2
"		23270	2	"		22512	1
FS106/7D		22541	2	"		22513	1
FS106/11D		"	2	"		22523	3
FS107/6D		22526	2	"		23264	1
"		23268	2	K5698		23266	2
FS109/4D		22520	2	"		22526	1
"		23268	2	"		23268	1
K371		22541	2	K5700		22541	2
K5659		22528	1	K5702		22510	1
K5660		23270	1	"		22511	1
"		22509	1	"		22512	1
K5661		22521	1	"		22513	1
"		22522	1	K5718		22509	1
"		23264	1	K5880	9/15/33216	22531	2
K5670		22524	1	X5674		22511	1
"		22525	1	X7592		22523	3
"		22534	3	X15108	9/15/41765	22535	1
"		23267	1	X15116	9/15/41766	22535	1
"		23270	2	X16631		22527	2
K5671		22518	1	"		23271	2
"		22519	1	X20508	9/15/59829	22535	1
K5672		22541	2	X20508/1	9/15/59832	"	1
K5674		22510	1	X20508/2	9/15/59851	"	1
"		22511	2	X20508/3	9/15/59833	"	1
"		"	1	X20508/4	9/15/59852	"	1
"		"	2	X20508/5	9/15/59834	"	1
"		22512	1	X20508/6	9/15/59835	"	1
"		"	2	X20508/7	9/15/59836	"	1
"		22513	1	X20508/8	9/15/59837	"	1
"		22514	1	X20508/9	9/15/59830	"	1
"		22515	1	X20508/10	9/15/59831	"	1
"		22517	1	X20508/11	9/15/59853	"	1
"		22523	3	X20508/12	9/15/59854	"	2
"		22526	4	X20508/13	9/15/59855	"	2
"		22534	2	X20508/14	9/15/59856	"	2
"		22543	1	X21393	9/15/61616	22532	1
"		23264	1	"	"	23269	1
"		"	2	"	"	"	"

Leyland Basic Part No.	B.R. Cat. No.	PL. No.	Page No.	Leyland Basic Part No.	B.R. Cat. No.	PL. No.	Page No.
X31724	9/15/42011	22534	1	X75919		22523	2
"	"	23270	1	"	"	"	3
X31911	9/15/40013	22527	1	"	"	22534	1
"	"	23271	1	"	"	23266	2
X32531	9/15/30548	22528	1	"	"	23270	2
X40536		22534	3	X75920		22526	2
"		23270	3	"	"	22541	2
"		"	3	"	"	23264	1
X40849		22531	2	"	"	23268	2
"		22539	1	X75921		22510	1
X41625	9/15/61617	23269	1	"	"	22511	1
"	"	22532	1	"	"	22512	1
"	"	22542	1	"	"	22513	1
X42628	9/15/33051	22531	1	"	"	22523	3
"	"	22534	3	"	"	22526	4
"	"	22535	1	"	"	23266	3
"	"	22537	1	X75922		23268	5
"	"	22542	1	"	"	22510	2
"	"	23270	3	"	"	22511	2
X42629	9/15/35261	22532	1	"	"	22512	2
"	"	23269	1	"	"	22513	1
X63521	9/15/37621	22540	1	"	"	22514	1
"	"	22541	2	"	"	22515	1
X70245	9/15/37630	22540	1	"	"	22517	1
"		22541	2	"	"	22523	3
X70270	9/15/37607	22540	1	"	"	22534	2
"	"	22541	2	"	"	22541	2
X72339		22526	2	"	"	23265	1
"		"	3	"	"	23266	3
"		23268	3	"	"	23266	3
X74494		22523	3	"	"	23270	2
"		23266	3	X75924		22510	1
X75889		22526	5	"	"	"	2
"		23268	5	"	"	22511	1
X75911	9/15/42181	22534	3	"	"	22512	1
"	"	23270	3	"	"	22513	1
X75918		22524	1	"	"	22523	3
"		22525	1	"	"	22541	2
"		22538	1	X75925		23264	1
"		22541	1	"	"	23266	2
"		22542	1	"	"	22526	1
"		23267	1	"	"	22541	1
X75919		22509	1	"	"	22526	5
"		22521	1	"	"	22539	1
"		22522	1	X75947		23268	5
				"	"	22523	1
				"	"	"	2
				"	"	22527	2
				"	"	22538	1
				"	"	22541	2
				"	"	22542	1
				"	"	23266	2
				"	"	23271	2

Leyland Basic Part No.	B.R. Cat. No.	PL. No.	Page No.	Leyland Basic Part No.	B.R. Cat. No.	PL. No.	Page No.
X75948		22518	1	X75951		23271	1
"		22519	1	X75952		22526	5
"		22523	1	"		23268	5
"		"	2	X75953		22510	1
"		"	3	"		22511	1
"		22526	1	"		22512	1
"		"	2	"		22513	1
"		22530	1	"		22526	4
"		22531	1	"		23264	1
"		22532	1	"		23268	5
"		22534	2	X75961		22526	2
"		22544	1	"		22527	2
"		23266	1	"		22530	1
"		"	2	"		22531	1
"		"	3	"		22534	2
"		23268	2	"		"	3
"		"	5	"		22540	1
"		23269	1	"		23268	2
"		23270	2	"		"	3
X75949		22514	1	"		23270	2
"		22515	1	"		"	3
"		22517	1	"		23272	1
"		22518	1	"		23271	2
"		22523	1	X75962		22514	1
"		"	2	"		22515	1
"		22526	1	"		22516	1
"		"	3	"		22526	1
"		22527	1	"		"	2
"		22534	2	"		"	3
"		22541	1	"		22527	1
"		"	2	"		"	3
"		22542	1	"		22531	1
"		22543	1	"		"	2
"		22544	1	"		"	3
"		23264	1	"		22534	1
"		23265	1	"		"	2
"		23266	1	"		22537	1
"		"	2	"		22542	1
"		23268	1	"		22543	1
"		"	3	"		23265	1
"		23270	2	"		23268	2
"		23271	1	"		"	4
"		23272	1	"		23270	1
X75950		22518	1	"		"	2
"		22519	1	"		23271	1
"		22526	4	"		"	3
"		22538	1	X75965		22517	1
"		22544	1	X75992		23264	1
"		23268	4	"		"	
"		"	5	X84441		22526	3
X75951		22510	2	"		23268	3
"		22511	2	"		"	
"		22512	1	X89721	9/15/41762	22535	1
"		22513	1				
"		22526	3				
"		22527	1				
"		23264	2				

INDEX**L-Type Diesel Engine. RE.680/I****Incorporating the following Sub-Units:**

Description	Designation	Leyland PL.
Crankcase	R/ECC.1	PL.22526
Cylinder head	R/ECH.1	PL.22527
Crankshaft	R/ECS.1	PL.22528
Piston and connecting rod	ECN.79	PL.22529
Timing case	R/ETC.1	PL.22530
Sump	R/ES.1	PL.22531
Water pump	R/EWP.1	PL.22532
Oil pump	R/EOP.1	PL.22533
Fuel injection pump	R/EFP.1	PL.22534
Injectors	R/N.1	PL.22535
Compressor	R/ECR.1	PL.22536
Oil filter	R/EOF.1	PL.22537
Fuel filter	R/EFF.1	PL.22538
Ancillary equipment	R/EAE.1	PL.22539
Starter motor	R/SM.1	PL.22540
Right angle drive	R/RAD.1A	PL.22541
Heat exchanger... ..	R/HE.1B	PL.22542

ENGINE Type RE.680/I with Fluid Coupling R/FF.2
(Arrangement Part No. 545817 B.R. Cat. No. 9/15/29975)

INDEX**L-Type Diesel Engine. R/E.680/13A****Incorporating the following Sub-Units:**

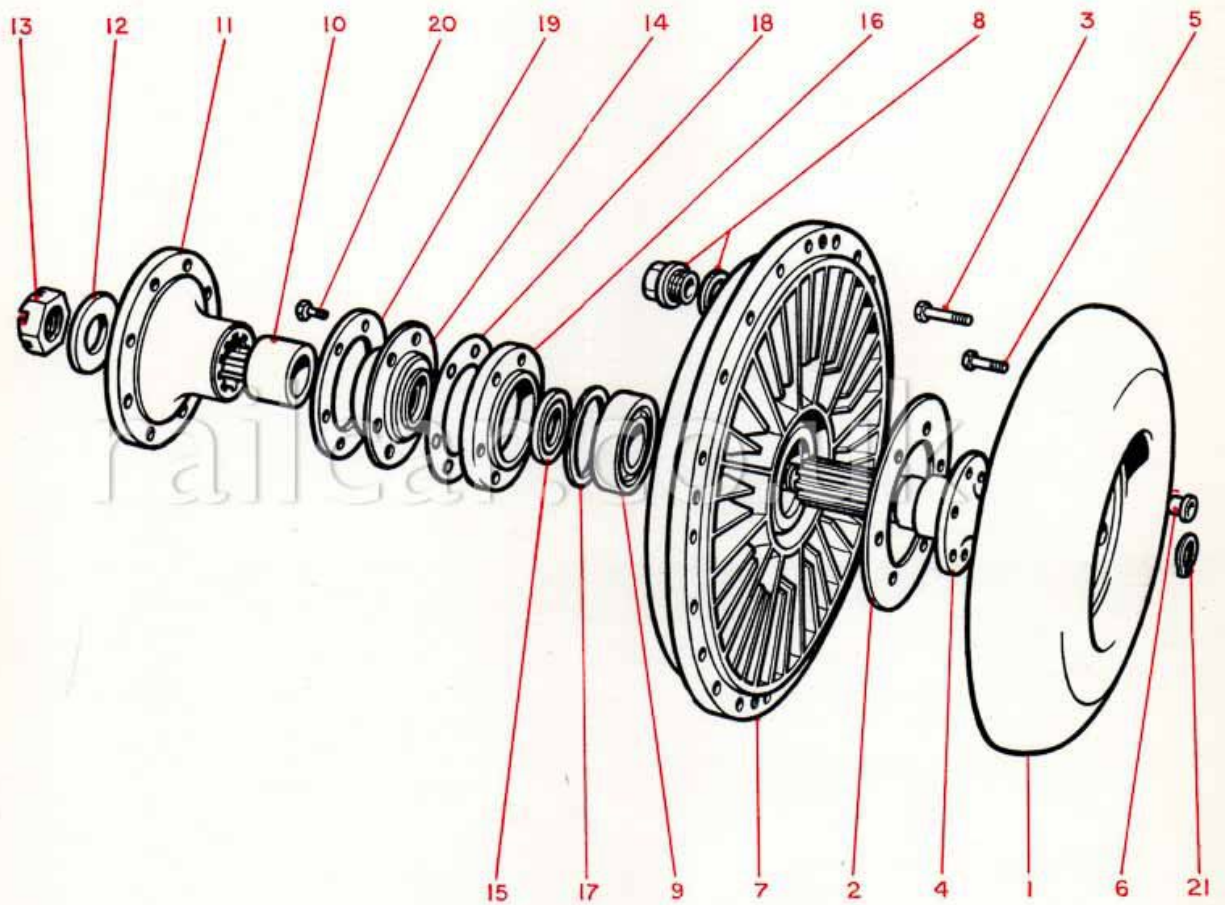
Description	Designation	Leyland PL.
Crankshaft	R/ECS.1	PL.22528
Piston and connecting rod	ECN.79	PL.22529
Timing case	R/ETC.1	PL.22530
Sump	R/ES.1	PL.22531
Oil pump	R/EOP.1	PL.22533
Injectors	R/N.1	PL.22535
Compressor	R/ECR.1	PL.22536
Oil filter	R/EOF.1	PL.22537
Fuel filter	R/EFF.1	PL.22538
Ancillary equipment	R/EAE.1A	PL.22539
Starter motor	R/SM.1	PL.22540
Right angle drive	R/RAD.1A	PL.22541
Heat exchanger	R/HE.1B	PL.22542
Crankcase	R/ECC.5/1	PL.23268
Water pump	R/EWP.4	PL.23269
Fuel injection pump	R/EFP.1A/3	PL.23270
Cylinder head	R/ECH.4	PL.23271
Throttle control gear	R/TCG.5	PL.23272

ENGINE Unit R/E.680/13A with Fluid Coupling R/FF.2
(Arrangement Part No. 318703 B.R. Cat. No. 9/15/29977)

FLUID FLYWHEEL

Leyland PL.22509

B.R. Cat. No.	Leyland Basic Part No.	Illustn. Ref. No.	Description	Used On	No. Reqd. Per Unit	Remarks
9/15/43100	533943		Fluid Coupling. R/FF.2 (Arrangement Part No. 533943)			
9/15/43129	530053	1	Runner		1	
9/15/43120	535478	2	Baffle plate		1	
9/15/43102	281959	3	Bolt, $\frac{5}{16}$ " dia. \times 1.65" long, B.S.F., special...		6	} Baffle plate to runner
	FN405/L		Nut, $\frac{5}{16}$ " dia., B.S.F., slotted		6	
	X75919		Washer, $\frac{5}{16}$ " dia., plain, bright		6	
	K5661		Split pin, $\frac{1}{16}$ " dia. \times 1" long		6	
9/15/43134	521694	4	Runner shaft		1	
9/15/43104	282712	5	Bolt, $\frac{3}{8}$ " dia., B.S.F., special head		6	} Runner to runner shaft
9/15/43109	282711	6	Ferrule		6	
	FN406/L		Nut, $\frac{3}{8}$ " dia., B.S.F., slotted		6	
	K5661		Split pin, $\frac{1}{16}$ " dia. \times 1" long		6	
9/15/43105	530052	7	Rear casing		1	
9/15/43122	282713	} 8	Plug		4	
9/15/43136	282714		Washer, joint, copper, 1.06" i/dia. \times 1.36" o/dia.		4	
9/43/6028	134493	9	Ball bearing, Hoffmann No. 345		1	
9/15/43117	521688	10	Distance piece		1	
9/15/43108	521604	11	Coupling flange		1	
9/15/43138	521687	12	Washer, steel, special		1	
9/15/43115	521686	13	Nut, $1\frac{1}{8}$ " dia., B.S.F., slotted		1	
	K5718		Split pin, $\frac{3}{16}$ " dia. \times 2 $\frac{1}{4}$ " long		1	
9/15/43130	521689	14	Oil seal, Brit. Thermostat Co. B.G.A.5610		1	
9/15/43125	521692	15	Rubbing washer		1	
9/15/43123	521690	16	Oil seal spacing ring		1	
9/15/43113	521691	17	Joint ring		1	
9/15/43110	521747	18	Joint, oil seal		1	
9/15/43127	521693	19	Stiffening ring		1	
9/15/43131	243562	20	Setscrew, $\frac{5}{16}$ " dia. \times $1\frac{1}{4}$ " long, B.S.F. ...		6	Oil seal to casing
	281809	21	Circlip, external, shaft dia. 25 mm. ...		1	Spigot bearing



TYPICAL ILLUSTRATION

ENGINE MOUNTING

Leyland PL.22510

101-104-105-107

B.R. Cat. No.	Leyland Basic Part No.	Illustn. Ref. No.	Description	Used On	No. Reqd. Per Unit	Remarks
Engine Mounting. R/ME.I (Arrangement Part No. 529211)						
FRONT GROUP						
9/15/76401	528593	1	Engine front support bracket		1	} Support bracket to support housing
9/15/76402	272484		Setscrew, $\frac{5}{8}$ " dia. \times 2-30" long, B.S.F., special		2	
	X75953		Washer, $\frac{5}{8}$ " dia., Kolok		2	
9/15/76403	239793		Bolt, $\frac{5}{8}$ " dia. \times 2 $\frac{3}{8}$ " long, B.S.F., special ...		1	} Support bracket to frame
9/15/76404	78307		Bolt, $\frac{5}{8}$ " dia. \times 1 $\frac{7}{8}$ " long, B.S.F., special ...		2	
	X75924		Washer, $\frac{5}{8}$ " dia., plain, bright		3	
9/15/76405	300508		Taper washer, steel, $\frac{1}{16}$ " hole, special ...		2	
	FN410/L		Nut, $\frac{5}{8}$ " dia., B.S.F., slotted		3	
	K5684		Split pin, $\frac{1}{8}$ " dia. \times 1 $\frac{1}{2}$ " long		3	
REAR GROUP						
9/15/76406	529212	2	Tie rod bracket, complete		1	
9/15/35204	529100	3	Bush, Silentbloc type E.2077		1	
9/15/76407	529199	4	Link		2	} Reaction stay
9/15/76408	535601	5	Bolt, $\frac{7}{16}$ " dia. \times 2 $\frac{1}{2}$ " long, B.S.F., special ...		2	
	FN407/L		Nut, $\frac{7}{16}$ " dia., B.S.F., slotted		2	} Links
	X75921	6	Washer, $\frac{7}{16}$ " dia., plain, bright		2	
	K5674		Split pin, $\frac{3}{32}$ " dia. \times 1 $\frac{1}{4}$ " long		2	
9/15/32189	539467	7	Rear mounting bracket, left hand, complete		1	
9/15/35210	513574	8	Bush, "Metalastik" 13/1055		1	
9/15/32194	539468	9	Rear mounting bracket, right hand, complete		1	
9/15/32191	513574	10	Bush, "Metalastik" 13/1055		1	
9/15/32192	513530	11	Shackle		4	} Shock absorber
9/15/32193	534420	12	Shackle bolt, $\frac{3}{4}$ " dia. \times 4-60" long, B.S.F., special		4	
9/3/72493	FN412/L	13	Nut, $\frac{3}{4}$ " dia., B.S.F., slotted		4	
	K5702		Split pin, $\frac{5}{32}$ " dia. \times 2" long		4	
9/15/32202	516855	14	Shock absorber		1	
9/15/32303	517038		Rubber bush		4	
9/15/76415	516817		Washer, steel, $\frac{3}{8}$ " i/dia. \times 1 $\frac{1}{8}$ " o/dia., special		2	
9/15/76416	231480		Bolt, $\frac{1}{2}$ " dia. \times 1 $\frac{3}{4}$ " long, B.S.F., special ...		2	
	FN408/L		Nut, $\frac{1}{2}$ " dia., B.S.F., slotted		2	
9/15/76417	301411		Taper washer, steel, $\frac{9}{16}$ " hole, special ...		2	
	K5674		Split pin, $\frac{3}{32}$ " dia. \times 1 $\frac{1}{4}$ " long		2	
9/15/76418	534515	15	Anchor pin		1	

ENGINE MOUNTING

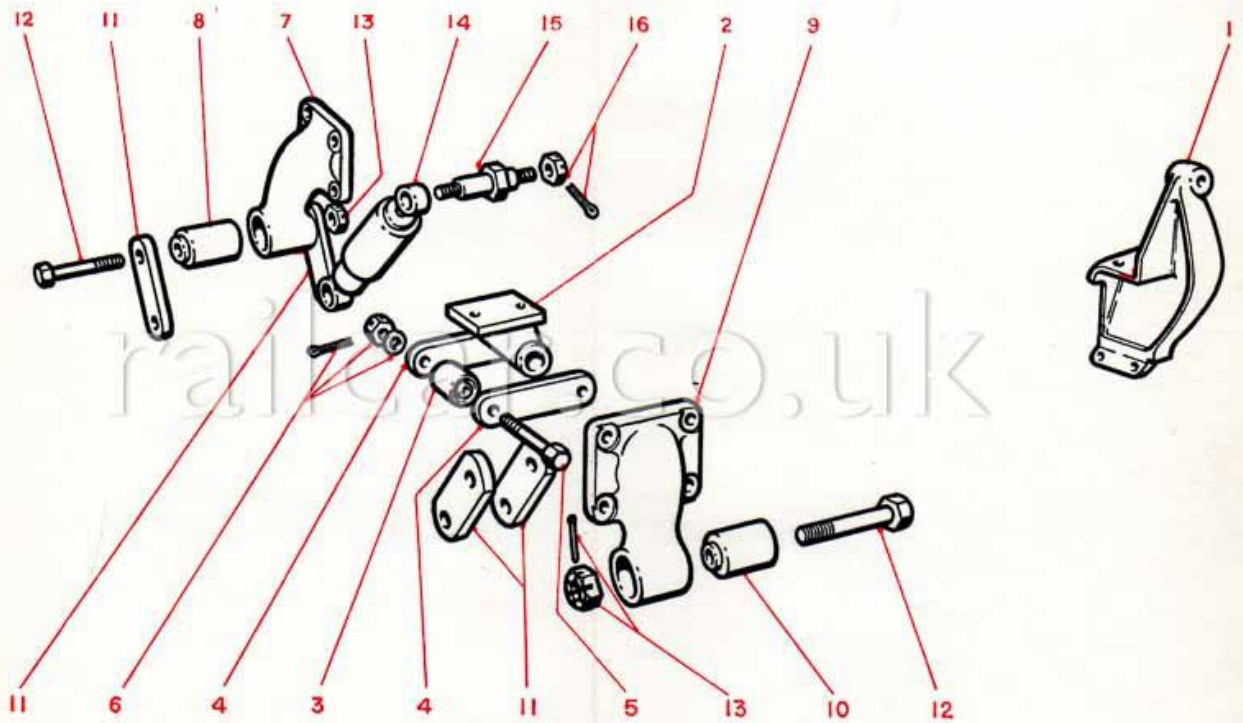
Leyland PL.22510

B.R. Cat. No.	Leyland Basic Part No.	Illustr. Ref. No.	Description	Used On	No. Reqd. Per Unit	Remarks
9/15/76419	FN108/L	} 16	Nut, 1/2" dia., B.S.F., slotted		1	} Anchor pin
	X75951		Washer, 1/2" dia., Kolok		1	
	FN410/L		Nut, 5/8" dia., B.S.F., slotted		1	
	X75924		Washer, 5/8" dia., plain, bright		1	
	K5684		Split pin, 1/8" dia. x 1 1/2" long		1	
	232456		Bolt, 1/2" dia. x 1 5/8" long, B.S.F., special		4	
9/15/76420	FN408/L	Nut, 1/2" dia., B.S.F., slotted		8		
	X75922	Washer, 1/2" dia., plain, bright		8		
	K5674	Split pin, 3/32" dia. x 1 1/4" long		8		
	524779	Bolt, 1/2" dia. x 1.657" long, B.S.F., special...		4		

railcar.co.uk

Engine Mounting

R/ME.I



TYPICAL ILLUSTRATION

3568

117a118

B.R. Cat. No.	Leyland Basic Part No.	Illust. Ref. No.	Description	Used On	No. Reqd. Per Unit	Remarks	
Engine Mounting.							
R/ME.I/I							
(Arrangement Part No. 350801)							
FRONT GROUP							
9/15/76401	528593	1	Engine front support bracket		1	} Support bracket to support housing	
9/15/76402	272484		Setscrew, $\frac{5}{8}$ " dia. \times 2-30" long, B.S.F., special		2		
	X75953		Washer, $\frac{5}{8}$ " dia., Kolok		2		
9/15/76422	274061		Bolt, $\frac{5}{8}$ " dia. \times 2 $\frac{1}{4}$ " long, B.S.F., special ...		1	} Support bracket to frame	
9/15/76404	78307		Bolt, $\frac{5}{8}$ " dia. \times 1 $\frac{7}{8}$ " long, B.S.F., special ...		2		
	X75924		Washer, $\frac{5}{8}$ " dia., plain, bright		3		
9/15/76405	300508		Taper washer, steel, $\frac{1}{16}$ " hole, special		2		
	FN410/L		Nut, $\frac{5}{8}$ " dia., B.S.F., slotted		3		
	K5684		Split pin, $\frac{1}{8}$ " dia. \times 1 $\frac{1}{2}$ " long		3		
REAR GROUP							
9/15/32196	539477		Reaction stay, complete		1	}	
9/15/76406	529212	2	Tie rod bracket, complete		1		
9/15/35204	529100	3	Bush, Silentbloc type E.2077		1		
9/15/76407	529199	4	Link		2	} Reaction stay	
9/15/76408	535601	5	Bolt, $\frac{7}{16}$ " dia. \times 2 $\frac{1}{2}$ " long, B.S.F., special		2		
	FN407/L	}	Nut, $\frac{7}{16}$ " dia., B.S.F., slotted		2		
	X75921		6	Washer, $\frac{7}{16}$ " dia., plain, bright			2
	X5674			Split pin, $\frac{3}{32}$ " dia. \times 1 $\frac{1}{4}$ " long			2
9/15/32189	539467	7	Rear mounting bracket, left hand, complete		1	}	
9/15/35210	513574	8	Bush, "Metalastik" 13/1055		1		
9/15/32194	539468	9	Rear mounting bracket, right hand, complete		1	}	
9/15/35210	513574	10	Bush, "Metalastik" 13/1055		1		
9/15/32192	513530	11	Shackle		4	} Shock absorber	
9/15/76411	534420	12	Shackle bolt, $\frac{3}{4}$ " dia. \times 4-60" long, B.S.F., special		4		
	FN412/L	}	Nut, $\frac{3}{4}$ " dia., B.S.F., slotted		4		
	K5702		13	Split pin, $\frac{5}{32}$ " dia. \times 2" long			4
9/15/76413	516855	14	Shock absorber		1		
9/15/32203	517038		Rubber bush		4		
9/15/76415	516817		Washer, steel, special, $\frac{3}{8}$ " i/dia. \times 1 $\frac{1}{8}$ " o/dia.		2		
9/15/76416	231480		Bolt, $\frac{1}{2}$ " dia. \times 1 $\frac{3}{4}$ " long, B.S.F., special ...		2		
	FN408/L		Nut, $\frac{1}{2}$ " dia., B.S.F., slotted		2		
9/15/76417	301411		Taper washer, steel, $\frac{9}{16}$ " hole, special ...		2		
	K5674		Split pin, $\frac{3}{32}$ " dia. \times 1 $\frac{1}{4}$ " long		2		
9/15/76418	534515	15	Anchor pin		1		

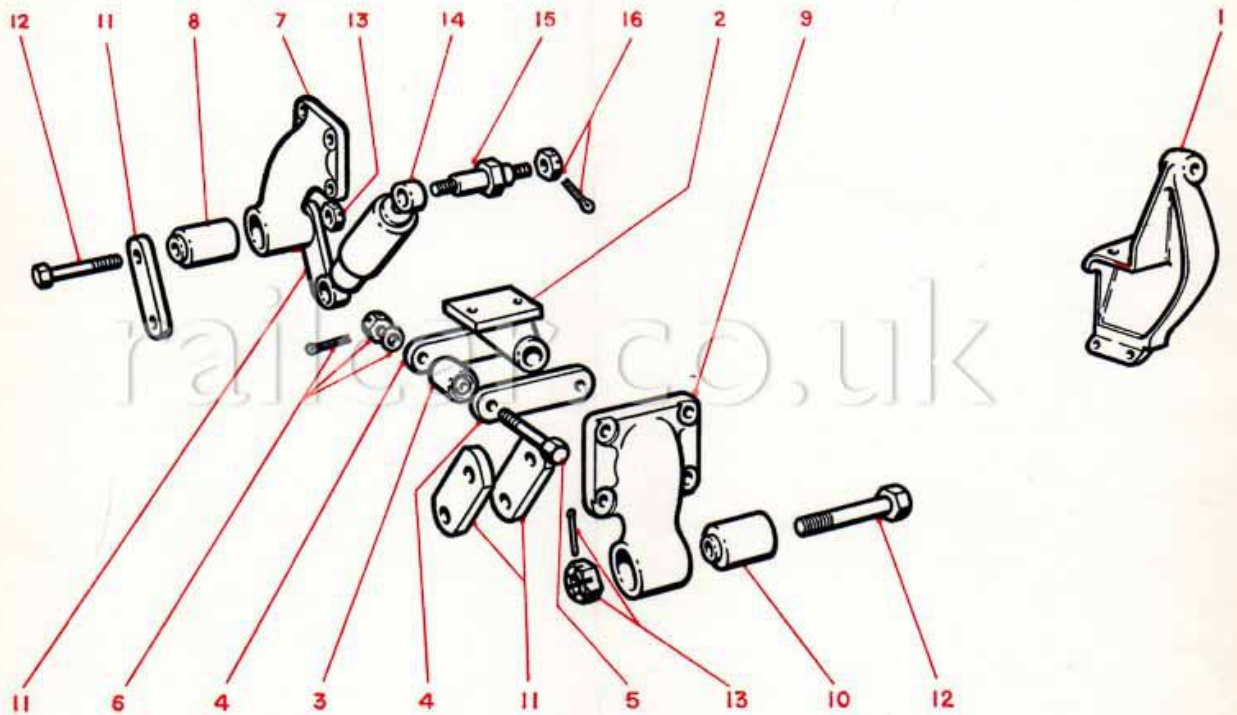
ENGINE MOUNTING

Leyland PL.22511

B.R. Cat. No.	Leyland Basic Part No.	Illustn. Ref. No.	Description	Used On	No. Reqd. Per Unit	Remarks		
9/15/76424	FN108/L	} 16	Nut, 1/2" dia., B.S.F., plain		1	} Anchor pin		
	X75951		Washer, 1/2" dia., Kolok		1			
	FN410/L		Nut, 5/8" dia., B.S.F., slotted		1			
	X75924		Washer, 5/8" dia., plain, bright		1			
	K5684		Split pin, 5/8" dia. x 1 1/2" long		1	} Rear mounting bracket		
	281494		Bolt, 1/2" dia. x 1 5/8" long, B.S.F., special		8			
	FN408/L		Nut, 1/2" dia., B.S.F., slotted		8			
	X75922		Washer, 1/2" dia., plain, bright		8			
	K5674		Split pin, 3/32" dia. x 1 1/4" long		8			

Engine Mounting

R/ME.I/I



TYPICAL ILLUSTRATION

ENGINE MOUNTING

Leyland PL.22512

Class 116

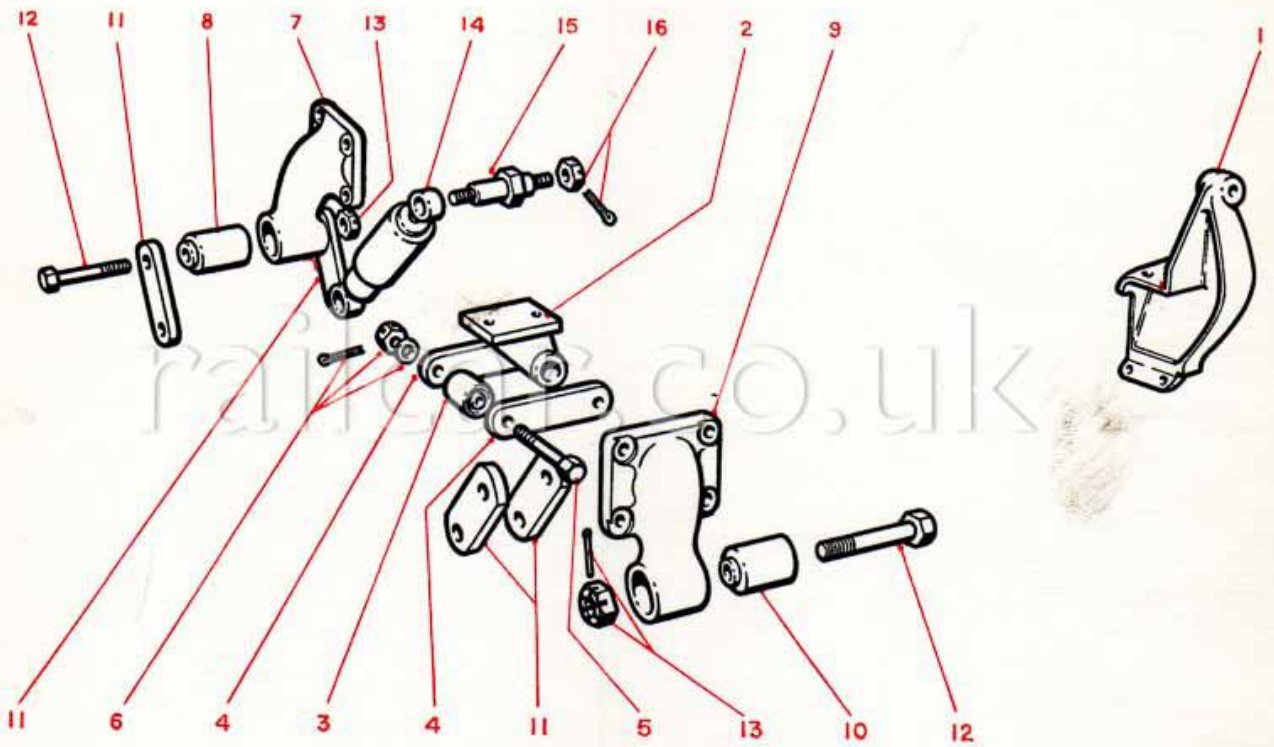
B.R. Cat. No.	Leyland Basic Part No.	Illust. Ref. No.	Description	Used On	No. Reqd. Per Unit	Remarks	
Engine Mounting. R/ME.2 (Arrangement Part No. 535358)							
FRONT GROUP							
9/15/76401	528593	1	Engine front support bracket		1	} Support bracket to support housing	
9/15/76402	272484		Setscrew, $\frac{3}{8}$ " dia. x 2-30" long, B.S.F., special		2		
	X75953		Washer, $\frac{5}{8}$ " dia., Kolok		2		
9/15/76426	540685		Bolt, $\frac{5}{8}$ " dia. x $3\frac{1}{8}$ " long, B.S.F., special ...		1	} Support bracket to frame	
9/15/76427	266724		Bolt, $\frac{5}{8}$ " dia. x $2\frac{1}{8}$ " long, B.S.F., special ...		2		
	X75924		Washer, $\frac{5}{8}$ " dia., plain, bright		3		
9/15/76405	300508		Taper washer, steel, $\frac{1}{16}$ " hole, special ...		2		
	FN410/L		Nut, $\frac{5}{8}$ " dia., B.S.F., slotted		3		
	K5684		Split pin, $\frac{1}{8}$ " dia. x $1\frac{1}{2}$ " long		3		
REAR GROUP							
9/15/76406	529212	2	Tie rod bracket, complete		1		
9/15/35204	529100	3	Bush, Silentbloc type E2077		1		
9/15/76407	529199	4	Link		2	} Reaction stay	
9/15/76408	535601	5	Bolt, $\frac{7}{16}$ " dia. x $2\frac{1}{2}$ " long, B.S.F., special ...		2		
	FN407/L	}	Nut, $\frac{7}{16}$ " dia., B.S.F., slotted		2	} Links	
	X75921		6	Washer, $\frac{7}{16}$ " dia., plain, bright			2
	K5674			Split pin, $\frac{3}{32}$ " dia. x $1\frac{1}{4}$ " long			2
9/15/32189	539467	7	Rear mounting bracket, L.H., complete		1		
9/15/35210	513574	8	Bush, "Metalastik" 13/1055		1		
9/15/32194	539468	9	Rear mounting bracket, R.H., complete		1		
9/15/35210	513574	10	Bush, "Metalastik" 13/1055		1		
9/15/32192	513530	11	Shackle		4	} Shock absorber	
9/15/76411	534420	12	Shackle bolt, $\frac{3}{4}$ " dia. x 4-60" long, B.S.F., special		4		
	FN412/L	}	Nut, $\frac{3}{4}$ " dia., B.S.F., slotted		4		
	K5702		13	Split pin, $\frac{5}{32}$ " dia. x 2" long			4
9/15/76413	516855		14	Shock absorber			1
9/15/32203	517038		Rubber bush		4		} Reaction stay to frame
9/15/76415	516817		Washer, steel, $\frac{3}{8}$ " i/dia. x $1\frac{1}{8}$ " o/dia., special		2		
9/15/76416	231480		Bolt, $\frac{1}{2}$ " dia. x $1\frac{3}{4}$ " long, B.S.F., special ...		2		
	FN408/L		Nut, $\frac{1}{2}$ " dia., B.S.F., slotted		2		
9/15/76417	301411		Taper washer, steel, $\frac{9}{16}$ " hole, special ...		2		
	K5674		Split pin, $\frac{3}{32}$ " dia. x $1\frac{1}{4}$ " long		2		
9/15/76418	534515	15	Anchor pin		1		} Anchor pin
	FN108/L	}	Nut, $\frac{1}{2}$ " dia., B.S.F., plain		1		
	X75951		16	Washer, $\frac{1}{2}$ " dia., Kolok		1	
	FN410/L			Nut, $\frac{5}{8}$ " dia., B.S.F., slotted		1	
	X75924			Washer, $\frac{5}{8}$ " dia., plain, bright		1	
	K5684		Split pin, $\frac{1}{8}$ " dia. x $1\frac{1}{2}$ " long		1		

ENGINE MOUNTING

Leyland PL.22512

B.R. Cat. No.	Leyland Basic Part No.	Illustn. Ref. No.	Description	Used On	No. Reqd. Per Unit	Remarks
9/15/76419	232456 FN408/L X75922 K5674		Bolt, $\frac{1}{2}$ " dia. \times $1\frac{5}{8}$ " long, B.S.F., special ...		4	
			Nut, $\frac{1}{2}$ " dia., B.S.F., slotted ...		8	
			Washer, $\frac{1}{2}$ " dia., plain, bright ...		8	
	539359		Split pin, $\frac{3}{32}$ " dia. \times $1\frac{1}{4}$ " long ...		8	
9/15/76428			Bolt, $\frac{1}{2}$ " dia. \times 2.343" long, B.S.F., special...		4	

railcar.co.uk



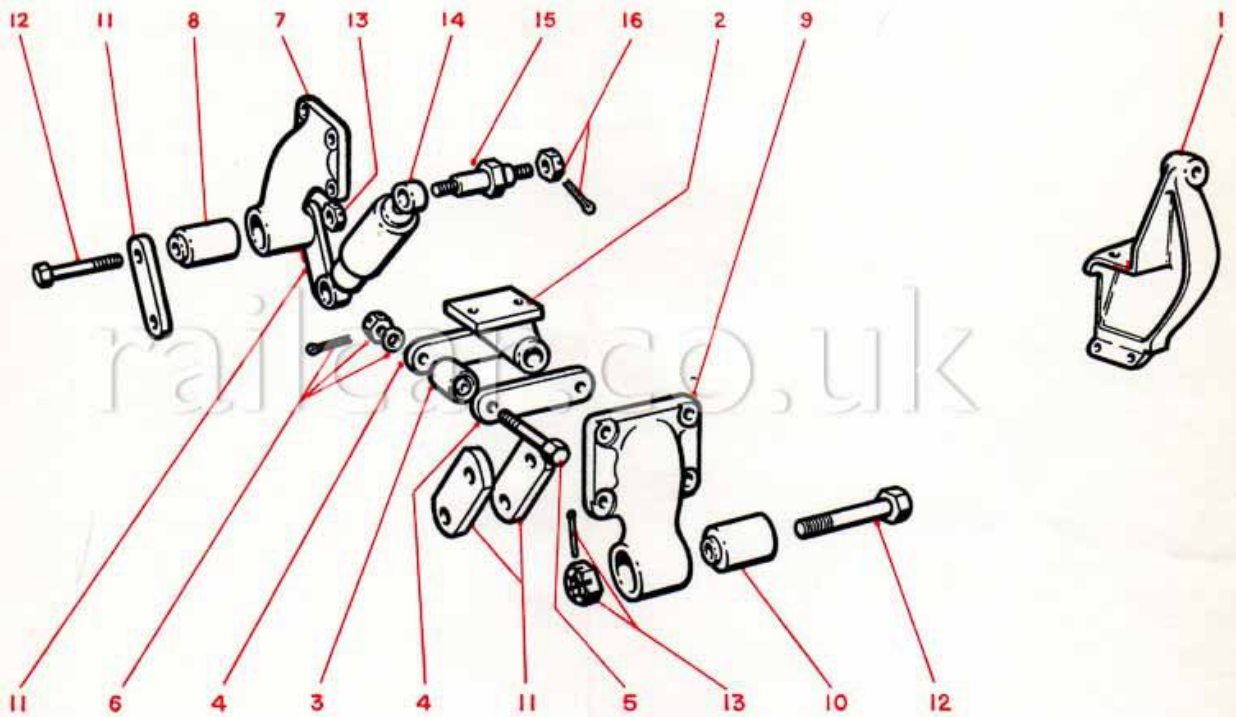
TYPICAL ILLUSTRATION

ENGINE MOUNTING

Leyland PL.22513

50599 - 50646 Class 108 only.

B.R. Cat. No.	Leyland Basic Part No.	Illustn. Ref. No.	Description	Used On	No. Reqd. Per Unit	Remarks
Engine Mounting. R/ME.7 (Arrangement Part No. 315028)						
FRONT GROUP						
9/15/76430	315007	1	Engine support bracket		1	} Support bracket to support housing
9/15/76402	272484 X75953		Setscrew, $\frac{5}{8}$ " dia. \times 2-30" long, B.S.F., special Washer, $\frac{5}{8}$ " dia., Kolok		2 2	
9/15/76431	315015		Bolt, $\frac{5}{8}$ " dia. \times 2 $\frac{1}{8}$ " long, B.S.F., special ...		2	} Support bracket to frame
9/15/76432	315016		Bolt, $\frac{5}{8}$ " dia. \times 5 $\frac{3}{4}$ " long, B.S.F., special ...		1	
9/15/76433	315020		Distance tube		1	
	FN410/L		Nut, $\frac{5}{8}$ " dia., B.S.F., slotted		3	
	X75924		Washer, $\frac{5}{8}$ " dia., plain, bright		3	
	K5684		Split pin, $\frac{1}{8}$ " dia. \times 1 $\frac{1}{2}$ " long		3	
REAR GROUP						
9/15/76434	315030	2	Tie rod bracket, complete		1	
9/15/32113	529100	3	Bush, Silentbloc type E2077		1	
9/15/32191	529199	4	Link, reaction stay		2	} Links
9/15/76408	535601	5	Bolt, $\frac{7}{16}$ " dia. \times 2 $\frac{1}{4}$ " long, B.S.F., special ...		2	
	FN407/L		Nut, $\frac{7}{16}$ " dia., B.S.F., slotted		2	
	X75921	6	Washer, $\frac{7}{16}$ " dia., plain, bright		2	
	K5674		Split pin, $\frac{3}{32}$ " dia. \times 1 $\frac{1}{4}$ " long		2	
9/15/32189	539467	7	Rear mounting bracket, complete		2	
9/15/35210	513574	8	Bush, Metalastik 13/1055		2	
9/15/32192	513530	11	Shackle		4	} Shackle
9/15/76411	534420	12	Bolt, $\frac{3}{4}$ " dia. \times 4-60" long, B.S.F., special...		4	
	FN412/L		Nut, $\frac{3}{4}$ " dia., B.S.F., slotted		4	
	K5702	13	Split pin, $\frac{3}{32}$ " dia. \times 2" long		4	} Shock absorber
9/15/76413	516855	14	Shock absorber		1	
9/15/32203	517038		Rubber bush		4	} Shock absorber
9/15/76415	516817		Washer, steel, special, $\frac{3}{8}$ " i/dia. \times 1 $\frac{1}{8}$ " o/dia.		2	
9/15/76418	534515	15	Anchor pin		1	} Anchor pin
	FN108/L		Nut, $\frac{1}{2}$ " dia., B.S.F., plain		1	
	X75951	16	Washer, $\frac{1}{2}$ " dia., Kolok		1	
	FN410/L		Nut, $\frac{5}{8}$ " dia., B.S.F., slotted		1	
	X75924		Washer, $\frac{5}{8}$ " dia., plain, bright		1	} Brackets to frame
	K5684		Split pin, $\frac{1}{8}$ " dia. \times 1 $\frac{1}{2}$ " long		1	
9/15/76419	232456		Bolt, $\frac{1}{2}$ " dia. \times 1 $\frac{5}{8}$ " long, B.S.F., special ...		8	
	FN408/L		Nut, $\frac{1}{2}$ " dia., B.S.F., slotted		8	
	X75922		Washer, $\frac{1}{2}$ " dia., plain		8	} Reaction stay to frame
	K5674		Split pin, $\frac{3}{32}$ " dia. \times 1 $\frac{1}{4}$ " long		8	
9/15/76419	232456		Bolt, $\frac{1}{2}$ " dia. \times 1 $\frac{5}{8}$ " long, B.S.F., special ...		2	} Reaction stay to frame
9/15/76416	231480		Bolt, $\frac{1}{2}$ " dia. \times 1 $\frac{5}{8}$ " long, B.S.F., special ...		1	
	FN408/L		Nut, $\frac{1}{2}$ " dia., B.S.F., slotted		3	
9/15/76417	301411		Taper washer, steel, $\frac{9}{16}$ " hole, special ...		1	
	K5674		Split pin, $\frac{3}{32}$ " dia. \times 1 $\frac{1}{4}$ " long		3	
	X75922		Washer, $\frac{1}{2}$ " dia., plain, bright		2	



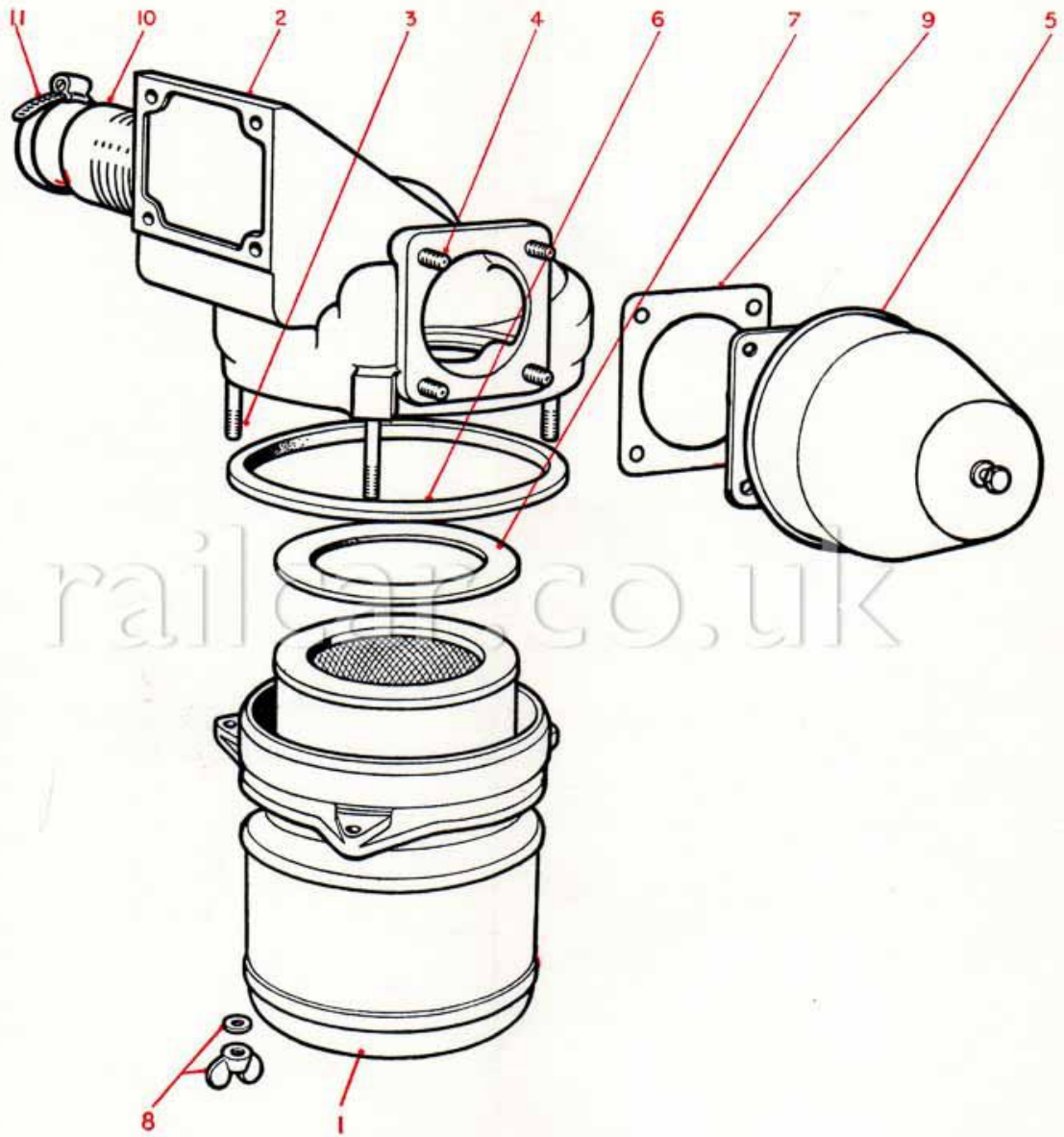
TYPICAL ILLUSTRATION

AIR FILTER
Leyland PL.22514

B.R. Cat. No.	Leyland Basic Part No.	Illustrn. Ref. No.	Description	Used On	No. Reqd. Per Unit	Remarks
Air Filter. R/EF.I (Arrangement Part No. 534180)						
9/15/58000	534181	1	Air filter, complete		1	
9/15/58008	274167		Sealing ring		1	
9/15/58009	264777		Rivet, special		9	
9/15/58003	534182	2	Air filter cover, complete		1	
9/15/58005	274176	3	Stud, $\frac{3}{8}$ " dia. \times $2\frac{3}{4}$ " long, B.S.F., special		3	
9/15/35137	222908	4	Stud, $\frac{3}{8}$ " dia. \times $1\frac{1}{4}$ " long, B.S.F., special		4	
9/15/58010	282923	5	Air filter pre-cleaner, complete ...		1	
9/15/58007	274127		Air filter pre-cleaner, A.C. Sphinx type 1574185		1	
9/15/58021	282924		Adapter		1	
9/15/58019	264032	6	Felt seal, outer		1	
9/15/58018	260451	7	Felt seal, inner		1	
9/15/76436	539469	8	Wing nut, $\frac{3}{8}$ " B.S.F. hole		3	} Air filter to cover
	X75962		Washer, $\frac{3}{8}$ " dia., Thackeray		3	
9/15/58011	274237	9	Joint		1	} Pre-cleaner adapter to cover
	FN106/L		Nut, $\frac{3}{8}$ " dia., B.S.F., plain		4	} Pre-cleaner to air filter cover
	X75949		Washer, $\frac{3}{8}$ " dia., Kolok		4	
9/15/58022	534185	10	Hose connection		1	Outlet
	144205	11	Jubilee clip, size 5		2	Hose connection
9/15/76420	524779		Bolt, $\frac{1}{2}$ " dia. \times 1.657" long, B.S.F., special ...		4	} Air filter to frame
	FN408/L		Nut, $\frac{1}{2}$ " dia., B.S.F., slotted		4	
	X75922		Washer, $\frac{1}{2}$ " dia., plain		4	
	K5674		Split pin, $\frac{3}{32}$ " dia. \times $1\frac{1}{4}$ " long		4	

Air Filter

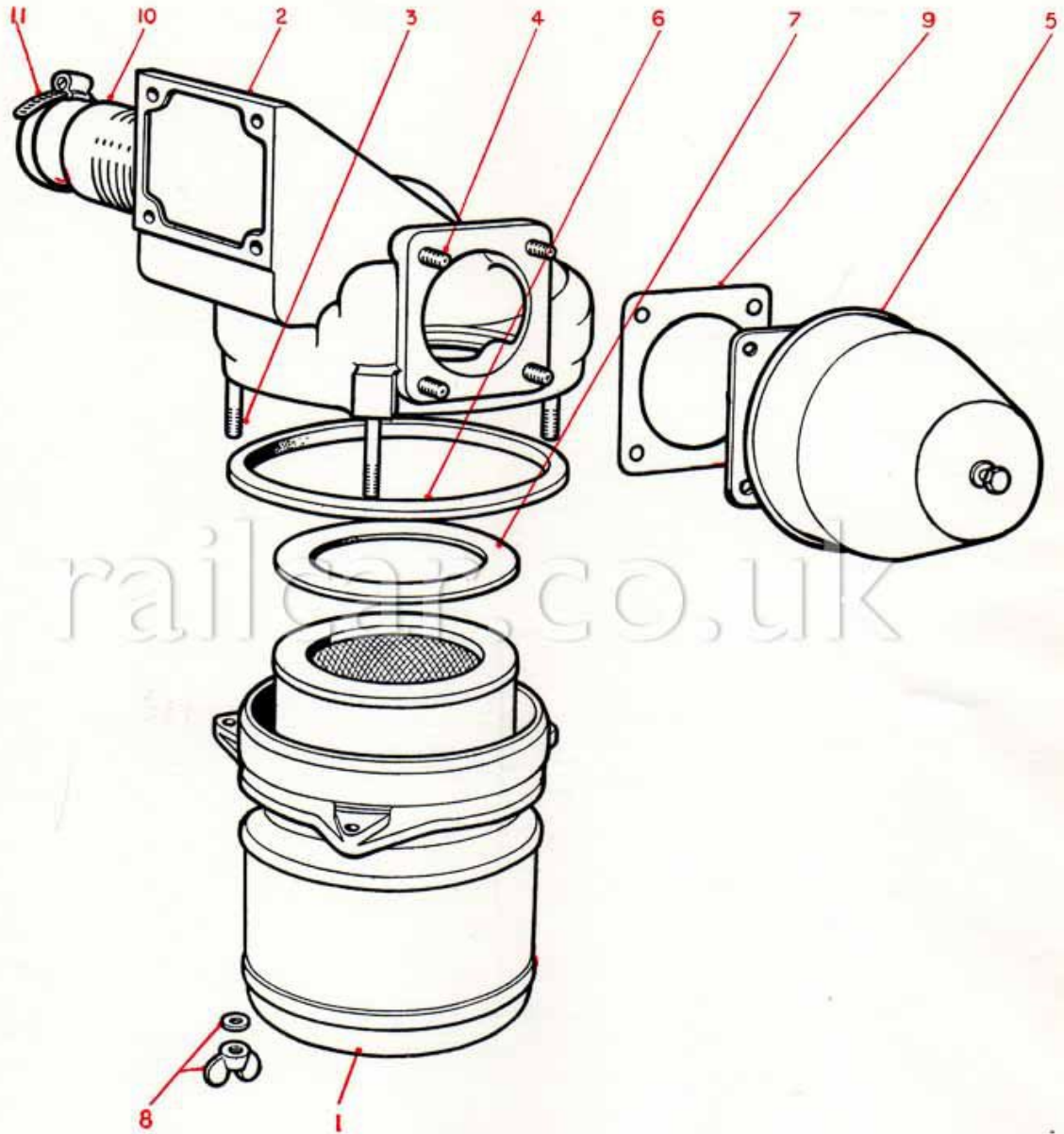
R/EAF.1



TYPICAL ILLUSTRATION

AIR FILTER
Leyland PL.22515

B.R. Cat. No.	Leyland Basic Part No.	Illustr. Ref. No.	Description	Used On	No. Reqd. Per Unit	Remarks
Air Filter. R/EF.2 (Arrangement Part No. 535359)						
9/15/58000	534181	1	Air filter, complete		1	
9/15/58008	274167		Sealing ring		1	
9/15/58009	264777		Rivet, special		9	
9/15/58003	534182	2	Air filter cover, complete		1	
9/15/58005	274176	3	Stud, $\frac{3}{8}$ " dia. \times $2\frac{3}{4}$ " long, B.S.F., special		3	
9/15/35137	222908	4	Stud, $\frac{3}{8}$ " dia. \times $1\frac{1}{4}$ " long, B.S.F., special		4	
9/15/58010	282923	5	Air filter pre-cleaner, complete ...		1	
9/15/58007	274127		Air filter pre-cleaner, A.C. Sphinx type 1574185		1	
9/15/58021	282924		Adapter		1	
9/15/58019	264032	6	Felt seal, outer		1	
9/15/58018	260451	7	Felt seal, inner		1	
9/15/76436	539469	8	Wing nut, $\frac{3}{8}$ " B.S.F.		3	} Air filter to cover
	X75962	8	Washer, $\frac{3}{8}$ " dia., Thackeray		3	
9/15/58011	274237	9	Joint		1	} Pre-cleaner adapter to cover
	FN106/L		Nut, $\frac{3}{8}$ " dia., B.S.F., plain		4	} Pre-cleaner to air filter cover
	X75949		Washer, $\frac{3}{8}$ " dia., Kolok		4	
9/15/76416	144205	11	Jubilee clip, size 5		2	} Air filter to frame
	231480		Bolt, $\frac{1}{2}$ " dia. \times 1.75" long, B.S.F., special		4	
	FN408/L		Nut, $\frac{1}{2}$ " dia., B.S.F., slotted		4	
	X75922		Washer, $\frac{1}{2}$ " dia., plain, bright		4	
	K5674		Split pin, $\frac{3}{32}$ " dia. \times $1\frac{1}{4}$ " long		4	

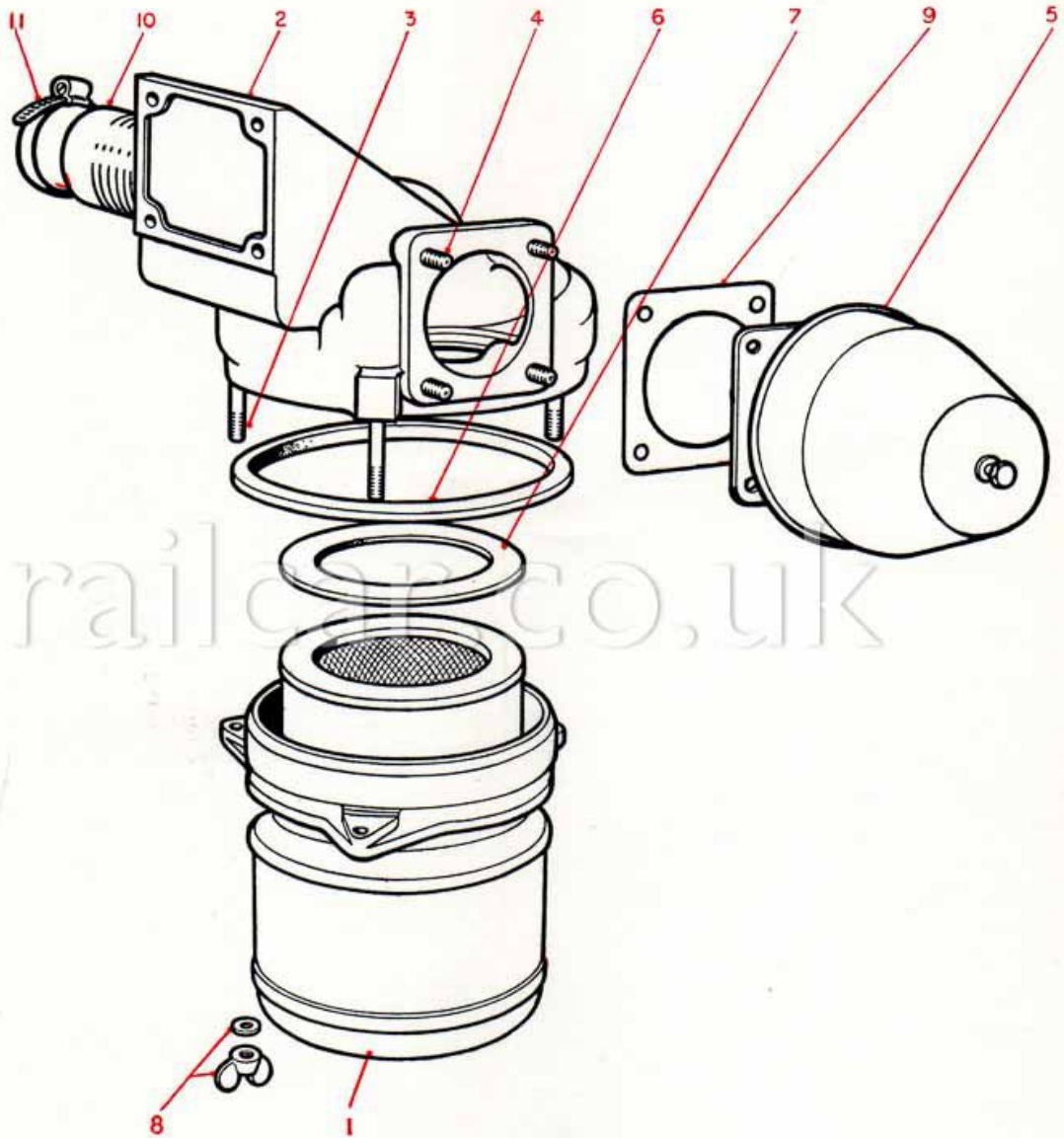


TYPICAL ILLUSTRATION

B.R. Cat. No.	Leyland Basic Part No.	Illustr. Ref. No.	Description	Used On	No. Reqd. Per Unit	Remarks
Air Filter. R/EF.4 (Arrangement Part No. 534348)						
9/15/58000	534181	1	Air filter, complete		1	
9/15/76506	538760		Air filter		1	
9/15/58008	274167		Sealing ring		1	
9/15/58009	264777		Rivet, special		9	
9/15/58003	534182	2	Air filter cover bracket, complete ...		1	
9/15/58005	274176	3	Stud, $\frac{3}{8}$ " dia. \times $2\frac{3}{4}$ " long, B.S.F., special		3	
9/15/35137	222908	4	Stud, $\frac{3}{8}$ " dia. \times $1\frac{1}{4}$ " long, B.S.F., special		4	
9/15/58010	282923	5	Air filter pre-cleaner, complete ...		1	
9/15/58007	274127		Air filter pre-cleaner, A.C. Sphinx type 1574185		1	
9/15/58021	282924		Adapter		1	
9/15/58019	264032	6	Felt seal, outer		1	
9/15/58018	260451	7	Felt seal, inner		1	
9/15/76436	539469	8	Wing nut, $\frac{3}{8}$ " B.S.F.		3	
	X75962		Washer, $\frac{3}{8}$ " dia., Thackeray		3	
9/15/58011	274237	9	Joint, pre-cleaner adapter to cover ...		1	

Air Filter

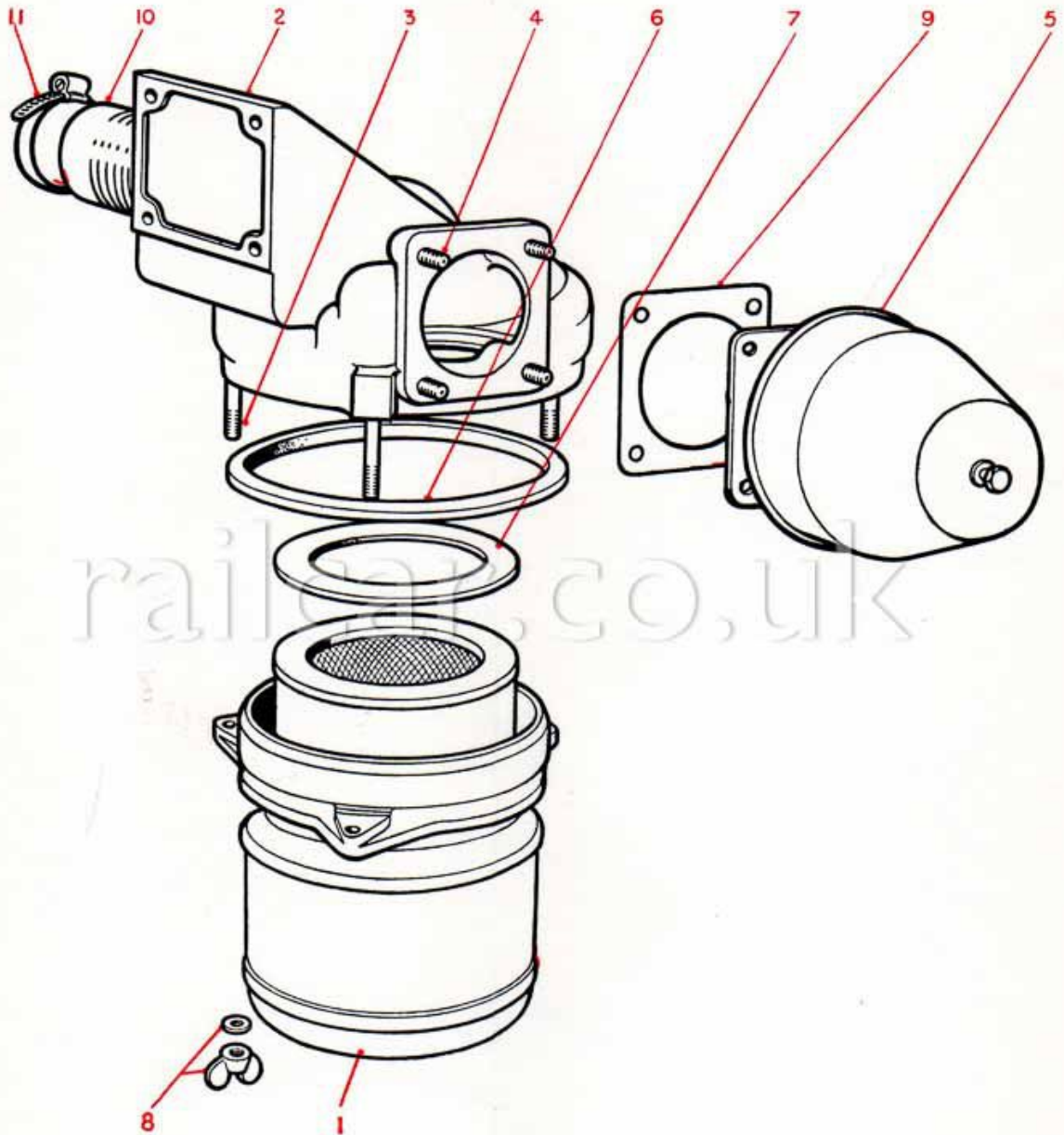
R/EAF.4



TYPICAL ILLUSTRATION

AIR FILTER
Leyland PL.22517

B.R. Cat. No.	Leyland Basic Part No.	Illustn. Ref. No.	Description	Used On	No. Reqd. Per Unit	Remarks
Air Filter. R/ EAF.7 (Arrangement Part No. 314342)						
9/15/58000	534181	1	Air filter, complete		2	
9/15/58008	274167		Sealing ring		2	
9/15/58009	264777		Rivet, special		18	
9/15/58003	534182	2	Air filter cover, complete		2	
9/15/58005	274176	3	Stud, $\frac{3}{8}$ " dia. \times $2\frac{3}{4}$ " long, B.S.F., special		6	
9/15/35137	222908	4	Stud, $\frac{3}{8}$ " dia. \times $1\frac{1}{4}$ " long, B.S.F., special		8	
9/15/58010	282923	5	Air filter pre-cleaner, complete ...		2	
9/15/58007	274127		Air filter pre-cleaner, A.C. Sphinx type 1574185		2	
9/15/58021	282924		Adapter		2	
9/15/58019	264032	6	Felt seal, outer		2	
9/15/58018	260451	7	Felt seal, inner		2	
9/15/76436	539469	8	Wing nut, $\frac{3}{8}$ " B.S.F. hole		6	} Air filter to cover
	X75962		Washer, $\frac{3}{8}$ " dia., Thackeray		6	
9/15/58011	274237	9	Joint		2	} Pre-cleaner adapter to cover
	FN106/L		Nut, $\frac{3}{8}$ " dia., B.S.F.		8	} Pre-cleaner to air filter cover
	X75949		Washer, $\frac{3}{8}$ " dia., Kolok		8	
9/15/58022	534185	10	Hose connection, outlet		2	
	144205	11	Jubilee clip, size 5		4	
9/15/76420	524779		Bolt, $\frac{1}{2}$ " dia. \times 1.657" long, B.S.F., special...		8	
	FN408/L		Nut, $\frac{1}{2}$ " dia., B.S.F.		8	
	X75922		Washer, $\frac{1}{2}$ " dia., plain		8	
	K5674		Split pin, $\frac{3}{32}$ " dia. \times $1\frac{1}{4}$ " long		8	



TYPICAL ILLUSTRATION

SILENCER AND EXHAUST

Leyland PL.22518

B.R. Cat. No.	Leyland Basic Part No.	Illustr. Ref. No.	Description	Used On	No. Req'd. Per Unit	Remarks
Silencer and Exhaust. R/SE.I (Arrangement Part No. 534119)						
9/15/65651	534120		Silencer, complete		4	
9/15/65652	534121		Exhaust pipe, complete		2	
9/15/65653	534129		Flange, 4 holes		2	
9/15/65654	534131		Flange adapter, 3½" long		2	
9/15/65655	534130		Flange, 3 holes		2	
9/15/65656	534132		Flange adapter, 4' 0" long		2	
9/15/65657	534133		Exhaust pipe, flexible		2	
9/15/76444	534122		Strap, front		2	} Silencer, front strap
9/15/76445	231312		Clamp bolt, 7/16" dia. × 2-595" long, B.S.F., special		2	
	FN407/L		Nut, 7/16" dia., B.S.F., slotted		2	} Silencer, rear strap
	K5671		Split pin, 3/32" dia. × 7/8" long		2	
9/15/65658	534124		Strap, rear		2	} Silencer, rear strap
	FB106/8D		Bolt, 3/8" dia. × 1" long, B.S.F.		4	
	FN106/L		Nut, 3/8" dia., B.S.F., plain		4	
	X75949		Washer, 3/8" dia., Kolok		4	} Flange to manifold
9/15/65659	534125		Spigot piece, exhaust pipe		11	
9/15/65660	534126		Spigot piece, exhaust manifold		2	
	FB107/17D		Bolt, 7/16" dia. × 2½" long, B.S.F.		9	
9/15/76441	534233		Nut, 7/16" dia., B.S.F., plain, special		9	} Flange to manifold
	X75950		Washer, 7/16" dia., Kolok		9	
9/15/65653	534129		Flange, 4 holes		10	
9/15/65655	534130		Flange, 3 holes		2	
9/15/65661	299917/120		Exhaust pipe, 3" o/dia. × 14 SWG × 10 ft. straight length		2	
	FB105/12D		Bolt, 5/16" dia. × 1½" long, B.S.F.		40	
9/15/76442	534193		Nut, 5/16" dia., B.S.F., plain, special		40	
	X75948		Washer, 5/16" dia., Kolok		40	

SILENCER AND EXHAUST

Leyland PL.22519

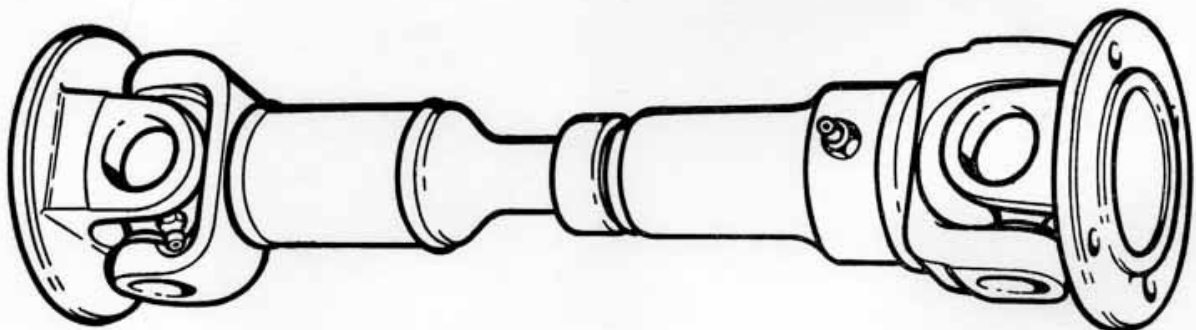
B.R. Cat. No.	Leyland Basic Part No.	Illustr. Ref. No.	Description	Used On	No. Reqd. Per Unit	Remarks
Silencer and Exhaust. R/SE.I/I (Arrangement Part No. 544315)						
9/15/65651	534120		Silencer, complete		4	
9/15/65652	534121		Exhaust pipe, complete		2	
9/15/65653	534129		Flange, 4 holes		2	
9/15/65654	534131		Flange adapter, 3½" long		2	
9/15/65655	534130		Flange, 3 holes		2	
9/15/65656	534132		Flange adapter, 4" long		2	
9/15/65657	534133		Exhaust pipe, flexible		2	
9/15/76444	534122		Strap, front		4	} Silencer, front strap
9/15/76447	350255		Clamp bolt, 7/16" dia. × 2.844" long, B.S.F., special		4	
	FN407/L K5671		Nut, 7/16" dia., B.S.F.		4	
	534125		Split pin, 3/32" dia. × 7/8" long		4	
9/15/65659	534125		Spigot piece, exhaust pipe		11	
9/15/65660	534126		Spigot piece, exhaust manifold		2	
	FB107/17D		Bolt, 7/8" dia. × 2½" long, B.S.F.		9	} Flange to manifold
9/15/76441	534233		Nut, 7/16" dia., B.S.F., plain, special		9	
	X75950		Washer, 7/16" dia., Kolok		9	
9/15/65653	534129		Flange, 4 holes		10	
9/15/65655	534130		Flange, 3 holes		2	
9/15/65661	299917/120		Exhaust pipe, 3" o/dia. × 14 SWG × 10 ft. straight length		2	
	FB105/12D		Bolt, 5/16" dia. × 1½" long, B.S.F.		40	
9/15/76442	534193		Nut, 5/16" dia., B.S.F., plain, special		40	
	X75948		Washer, 5/16" dia., Kolok		40	

DYNAMO AND FAN DRIVE

Leyland PL.22521

B.R. Cat. No.	Leyland Basic Part No.	Illustn. Ref. No.	Description	Used On	No. Reqd. Per Unit	Remarks
			Dynamo and Fan Drive. R/DFD.I (Arrangement Part No. 529337)			
9/15/76449	529339		Fan drive shaft, complete		1	Hardy Spicer 55/1013
9/15/76450	351036 FN405/L X75919 K5661		Bolt, $\frac{5}{16}$ " dia. \times 0.875" long, B.S.F., special Nut, $\frac{5}{16}$ " dia., B.S.F., slotted Washer, $\frac{5}{16}$ " dia., plain, bright Split pin, $\frac{1}{16}$ " dia. \times 1" long		8 8 8 8	} Fan drive shaft

railcar.co.uk



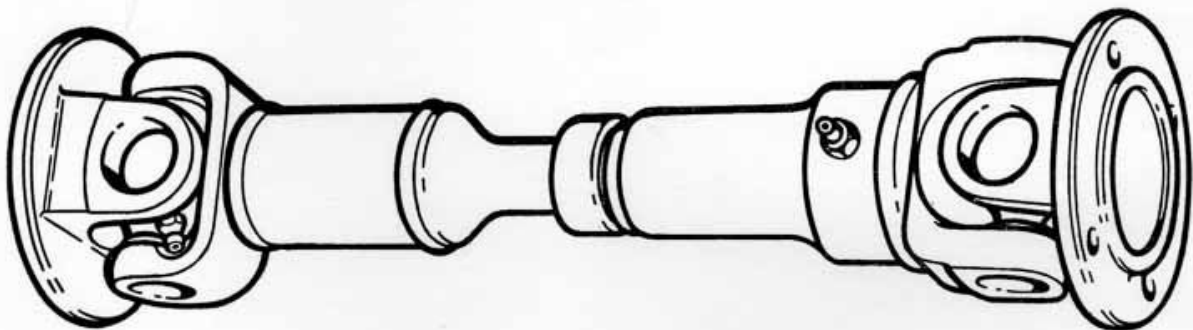
TYPICAL ILLUSTRATION

DYNAMO AND FAN DRIVE

Leyland PL.22522

B.R. Cat. No.	Leyland Basic Part No.	Illustr. Ref. No.	Description	Used On	No. Reqd. Per Unit	Remarks
			Dynamo and Fan Drive. R/DFD.I/I (Arrangement Part No. 535901)			
9/15/76452	535870		Fan drive shaft, complete		1	Hardy Spicer 55/1014
9/15/76450	351036 FN405/L X75919 K5661		Bolt, $\frac{5}{16}$ " dia. \times 0.875" long, B.S.F., special		8	} Fan drive shaft
			Nut, $\frac{5}{16}$ " dia., B.S.F.		8	
			Washer, $\frac{5}{16}$ " dia., plain, bright		8	
			Split pin, $\frac{1}{16}$ " dia. \times 1" long		8	

railcar.co.uk



TYPICAL ILLUSTRATION

RADIATOR
Leyland PL.22523

B.R. Cat. No.	Leyland Basic Part No.	Illustr. Ref. No.	Description	Used On	No. Reqd. Per Unit	Remarks
Radiator. R/R.I (Arrangement Part No. 539796)						
9/15/63624	541213		Radiator, fan and cowl, complete ...		1	
9/15/76455	519793		Radiator, complete ...		1	
9/15/76456	519807	1	Top tank, complete ...		1	
9/15/76457	222866		Stud, $\frac{1}{4}$ " dia. \times 1" long, B.S.F., special ...		2	} Overflow pipe elbow and joint
	FN104/L		Nut, $\frac{1}{4}$ " dia., B.S.F., plain ...		2	
	X75947		Washer, $\frac{1}{4}$ " dia., Kolok ...		2	
9/15/76458	222884		Stud, $\frac{5}{16}$ " dia. \times $1\frac{1}{4}$ " long, B.S.F., special ...		11	} Stiffening strip
	FN105/L		Nut, $\frac{5}{16}$ " dia., B.S.F., plain ...		11	
	X75948		Washer, $\frac{5}{16}$ " dia., Kolok ...		11	
9/15/76459	222885		Stud, $\frac{5}{16}$ " dia. \times $1\frac{3}{8}$ " long, B.S.F., special ...		3	} Fan cowl
	FN105/L		Nut, $\frac{5}{16}$ " dia., B.S.F., plain ...		3	
	X75948		Washer, $\frac{5}{16}$ " dia., Kolok ...		3	
9/15/35219	222910		Stud, $\frac{3}{8}$ " dia. \times $1\frac{1}{2}$ " long, B.S.F., special ...		2	} Top water pipe
	FN106/L		Nut, $\frac{3}{8}$ " dia., B.S.F., plain ...		2	
	X75949		Washer, $\frac{3}{8}$ " dia., Kolok ...		2	
9/15/76460	519808	2	Bottom tank, complete ...		1	
9/15/76458	222884		Stud, $\frac{5}{16}$ " dia. \times $1\frac{1}{4}$ " long, B.S.F., special ...		11	} Stiffening strip
	FN105/L		Nut, $\frac{5}{16}$ " dia., B.S.F., plain ...		11	
	X75948		Washer, $\frac{5}{16}$ " dia., Kolok ...		11	
9/15/76459	222885		Stud, $\frac{5}{16}$ " dia. \times $1\frac{3}{8}$ " long, B.S.F., special ...		3	} Fan cowl
	FN105/L		Nut, $\frac{5}{16}$ " dia., B.S.F., plain ...		3	
	X75948		Washer, $\frac{5}{16}$ " dia., Kolok ...		3	
9/15/35219	222910		Stud, $\frac{3}{8}$ " dia. \times $1\frac{1}{2}$ " long, B.S.F., special ...		2	} Bottom water pipe
	FN106/L		Nut, $\frac{3}{8}$ " dia., B.S.F., plain ...		2	
	X75949		Washer, $\frac{3}{8}$ " dia., Kolok ...		2	
9/15/76461	519809	3	Side standard, L.H., complete		1	
9/15/76459	222885		Stud, $\frac{5}{16}$ " dia. \times $1\frac{3}{8}$ " long, B.S.F., special ...		2	} Fan cowl to rear of side standard
	FN105/L		Nut, $\frac{5}{16}$ " dia., B.S.F., plain ...		2	
	X75948		Washer, $\frac{5}{16}$ " dia., Kolok ...		2	
9/15/35219	222910		Stud, $\frac{3}{8}$ " dia. \times $1\frac{1}{2}$ " long, B.S.F., special ...		5	} Mounting brackets to side standard
	FN106/L		Nut, $\frac{3}{8}$ " dia., B.S.F., plain ...		5	
	X75949		Washer, $\frac{3}{8}$ " dia., Kolok ...		5	
9/15/76462	519810	4	Side standard, R.H., complete		1	
9/15/76459	222885		Stud, $\frac{5}{16}$ " dia. \times $1\frac{3}{8}$ " long, B.S.F., special ...		2	} Fan cowl to rear of side standard
	FN105/L		Nut, $\frac{5}{16}$ " dia., B.S.F., plain ...		2	
	X75948		Washer, $\frac{5}{16}$ " dia., Kolok ...		2	

RADIATOR

Leyland PL.22523

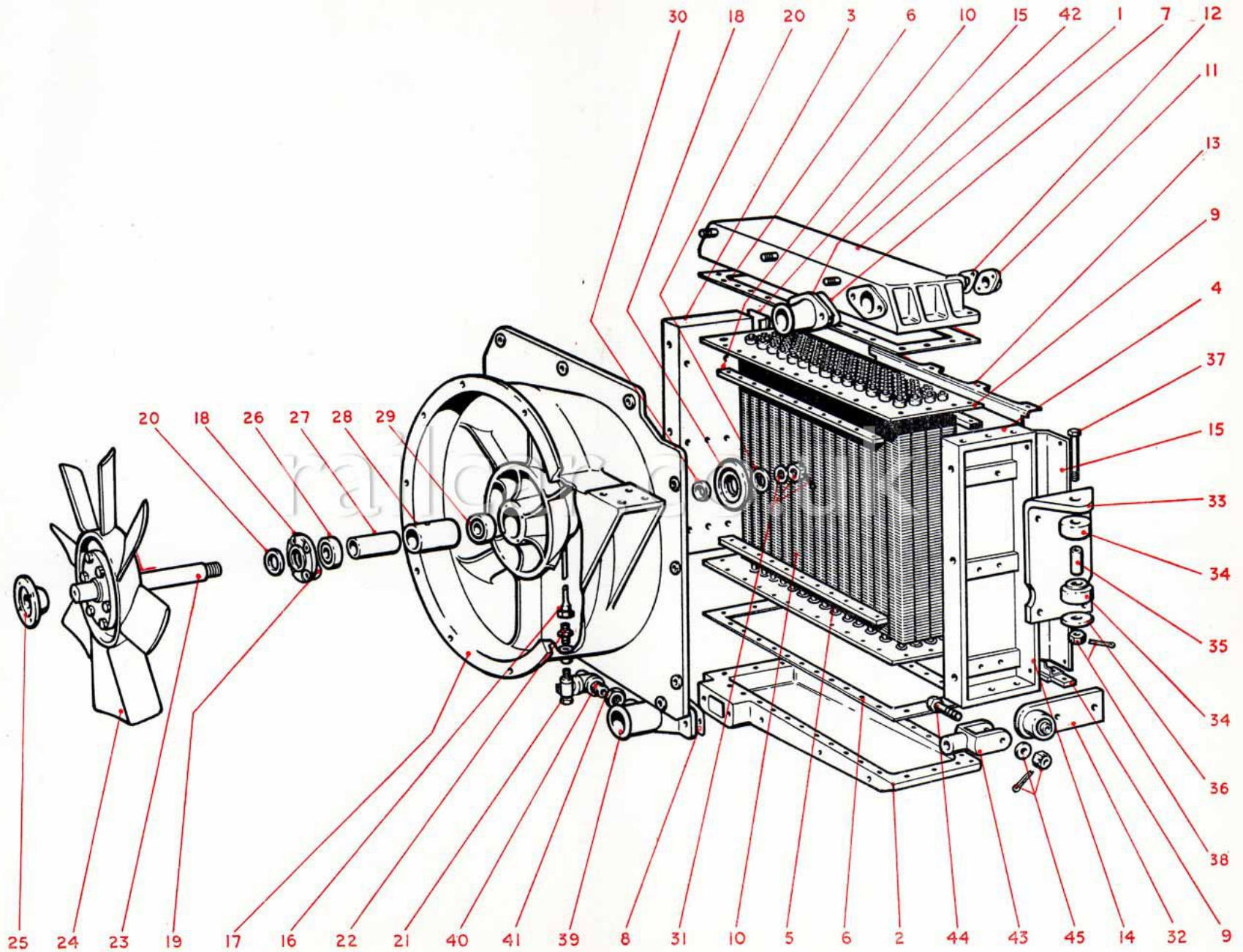
B.R. Cat. No.	Leyland Basic Part No.	Illustr. Ref. No.	Description	Used On	No. Reqd. Per Unit	Remarks
9/15/35219	222910		Stud, $\frac{3}{8}$ " dia. \times $1\frac{1}{2}$ " long, B.S.F., special ...		5	} Mounting bracket to side standard
	FN106/L		Nut, $\frac{3}{8}$ " dia., B.S.F., plain ...		5	
	X75949		Washer, $\frac{3}{8}$ " dia., Kolok ...		5	
9/15/76463	222916		Stud, $\frac{3}{8}$ " dia. \times $2\frac{1}{4}$ " long, B.S.F., special ...		2	} Support plate for tie rod jaw to side standard
	FN106/L		Nut, $\frac{3}{8}$ " dia., B.S.F., plain ...		2	
	X75949		Washer, $\frac{3}{8}$ " dia., Kolok ...		2	
9/15/76464	519797	5	Tube block, complete ...		1	
9/15/84196	519806		Withnell tube, complete ...		95	
9/15/84197	301034		Tube ferrule ...		190	
9/15/76465	519803	6	Joint ...		2	Tube plates
9/15/76466	520198	7	Joint ...		1	Top water pipe
9/15/76467	265613	8	Joint ...		1	Bottom water pipe
9/15/76468	519804	9	Front stiffening strip ...		2	
9/15/76469	519805	10	Rear stiffening strip ...		2	
9/15/84202	267154	11	Overflow pipe elbow ...		1	
9/15/84201	267157	12	Joint ...		1	Overflow pipe elbow
9/15/76470	519794	13	Front top air baffle ...		1	
9/15/76471	519795	14	Front bottom air baffle ...		1	
9/15/76472	519796	15	Side air baffle ...		2	
	FB105/9D		Bolt, $\frac{5}{16}$ " dia. \times $1\frac{1}{8}$ " long, B.S.F. ...		24	} Tube block and air baffles
	FN105/L		Nut, $\frac{5}{16}$ " dia., B.S.F., plain ...		24	
	X75948		Washer, $\frac{5}{16}$ " dia., Kolok ...		24	
	FB106/11D		Bolt, $\frac{3}{8}$ " dia. \times $1\frac{3}{8}$ " long, B.S.F. ...		12	} Side standards to top and bottom tanks
	FN106/L		Nut, $\frac{3}{8}$ " dia., B.S.F., plain ...		12	
	X75949		Washer, $\frac{3}{8}$ " dia., Kolok ...		12	
	FB104/4D		Bolt, $\frac{1}{4}$ " dia. \times $\frac{1}{2}$ " long, B.S.F. ...		8	} Side air baffles to standards
	X75947		Washer, $\frac{1}{4}$ " dia., Kolok ...		8	
9/15/76473	541214		Fan and cowl, complete ...		1	
9/15/76474	541223	16	Pipe, complete ...		1	
9/15/76475	541184	17	Fan cowl ...		1	
9/15/76476	541220	18	Bearing cover ...		2	} Bearing cover
9/15/39039	227735	19	Joint ...		2	
9/15/61429	227700	20	Felt washer ...		2	
9/15/76477	42358	21	Greaser, $\frac{1}{8}$ " gas, Tecalemit ...		1	
9/15/33027	231256	22	Union, $\frac{1}{8}$ " B.S.P. ...		2	} Fan cowl
9/15/76478	63233		Washer, copper, $\frac{3}{8}$ " i/dia. \times $\frac{9}{16}$ " o/dia. ...		3	
9/15/76479	541221	23	Driving shaft ...		1	
9/15/76480	541116	24	Fan ...		1	} Fan to driving shaft
9/15/76481	305196		Bolt, $\frac{5}{16}$ " dia. \times $1\cdot22$ " long, B.S.F., special ...		6	
	FN405/L		Nut, $\frac{5}{16}$ " dia., B.S.F., slotted ...		6	
	X75919		Washer, $\frac{5}{16}$ " dia., plain, bright ...		6	
9/15/76482	529014	25	Companion flange ...		1	
9/43/3951	132229	26	Ball bearing, Hoffmann L.S.9 ...		1	
9/15/76483	541218	27	Distance piece, inner ...		1	
9/15/76484	541219	28	Distance piece, outer ...		1	
9/43/31252	218905	29	Roller bearing, Hoffmann RLS.9...		1	
9/15/61418	227697	30	Distance piece ...		1	

RADIATOR
Leyland PL.22523

B.R. Cat. No.	Leyland Basic Part No.	Illustn. Ref. No.	Description	Used On	No. Reqd. Per Unit	Remarks	
9/15/30538	FN410/L	31	Nut, $\frac{5}{8}$ " dia., B.S.F., slotted ...		1	} Covers to fan cowl	
	X75924		Washer, $\frac{5}{8}$ " dia., plain, bright ...		1		
	K5684		Split pin, $\frac{1}{8}$ " dia. \times $1\frac{1}{2}$ " long ...		1		
	508709		Setscrew, $\frac{5}{16}$ " dia. \times 0.845" long, B.S.F. ...		8		
	X75919		Washer, $\frac{5}{16}$ " dia., plain, bright ...		8		
9/15/76485	534251	32	Support plate, complete ...		1		
9/15/35204	529100		Flexible bush ...		1		
9/15/76487	534107	33	Radiator mounting bracket ...		2		
9/15/63588	538414	34	Pad ...		4		
9/15/63569	538415	35	Distance tube ...		2		
9/15/76490	538420	36	Washer, steel, 2" o/dia. \times $\frac{17}{32}$ " i/dia., special ...		2		
	X74494	37	Bolt, $\frac{1}{2}$ " dia. \times 2.906" long, B.S.F., special ...		2		
	FN408/L	38	Nut, $\frac{1}{2}$ " dia., B.S.F., slotted ...		2	} Radiator } Outlet pipe } Radiator } Jaw end to support plate } Radiator to fan cowl	
	X75922		Washer, $\frac{1}{2}$ " dia., plain, bright ...		2		
	K5674		Split pin, $\frac{3}{32}$ " dia. \times $1\frac{1}{4}$ " long ...		2		
9/15/76491	538380	39	Outlet pipe ...		1		
9/15/76492	541284	40	Drain cock, $\frac{1}{2}$ " B.S.P. ...		1		
	265611	41	Locknut, $\frac{1}{2}$ " B.S.P. ...		1		
9/15/76494	265622	42	Inlet adapter ...		1		
9/15/76495	534253	43	Jaw end ...		1		
9/15/76445	231312	44	Bolt, $\frac{7}{16}$ " dia. \times $2\frac{5}{8}$ " long, B.S.F., special ...		1		
	FN407/L	45	Nut, $\frac{7}{16}$ " dia., B.S.F., slotted ...		1		
	X75921		Washer, $\frac{7}{16}$ " dia., plain, bright ...		1		
	K5674		Split pin, $\frac{3}{32}$ " dia. \times $1\frac{1}{4}$ " long ...		1		
	FB105/11D		Bolt, $\frac{5}{16}$ " dia. \times $1\frac{3}{8}$ " long, B.S.F. ...		2		
	FN105/L		Nut, $\frac{5}{16}$ " dia., B.S.F., plain ...		2		
	X75948		Washer, $\frac{5}{16}$ " dia., Kolok ...		2		
9/15/76496	539746		Tie rod jaw end, complete ...		1		
9/15/35203	529099		Eye bolt, complete ...		1		
9/15/35204	529100		Flexible bush ...		1		
	FN212/L		Locknut, $\frac{3}{4}$ " dia., B.S.F. ...		2		
9/15/76495	534253		Jaw end ...		1		
9/15/76445	231312		Bolt, $\frac{7}{16}$ " dia. \times $2\frac{5}{8}$ " long, B.S.F., special ...		1		
	FN407/L		Nut, $\frac{7}{16}$ " dia., B.S.F., slotted ...		1		
	X75921		Washer, $\frac{7}{16}$ " dia., plain, bright ...		1		
	K5674		Split pin, $\frac{3}{32}$ " dia. \times $1\frac{1}{4}$ " long ...		1		

Radiator

R/R.I



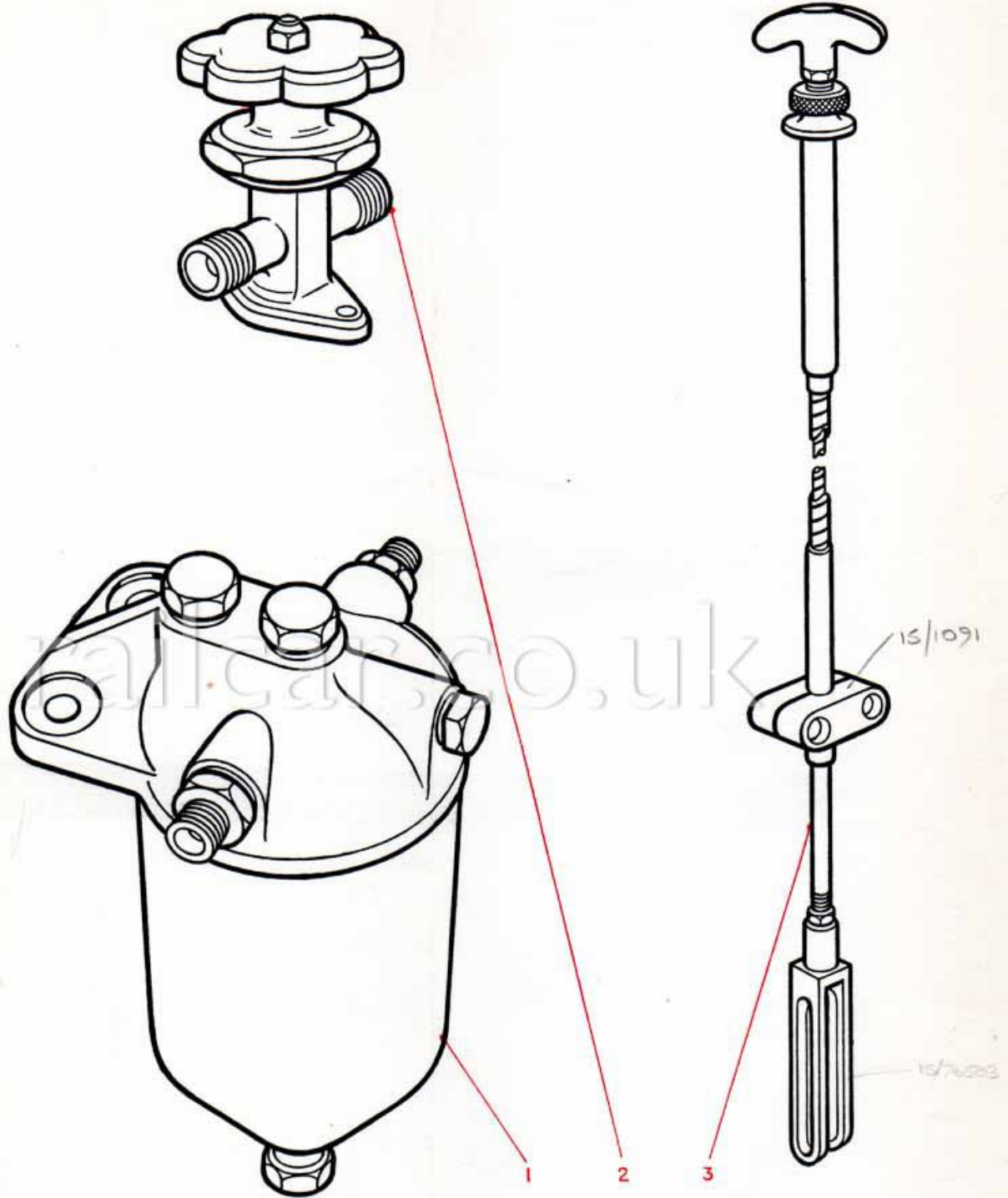
TYPICAL ILLUSTRATION

SUNDRIES AND FINISHES

Leyland PL.22524

B.R. Cat. No.	Leyland Basic Part No.	Illustn. Ref. No.	Description	Used On	No. Reqd. Per Unit	Remarks
Sundries and Finishes. R/SFS.I						
9/15/46832	534196		Fuel filter, complete with nuts and nipples		1	
9/15/46822	534198	1	Fuel filter, complete, C.A.V. type BF.11 BS.599		1	
9/15/46833	534197		Fuel shut-off valve, complete with nuts and nipples		1	
9/15/46828	534199	2	Fuel shut-off valve, complete, Benton & Stone. Dg. B.1667		1	
9/15/76501	539474		Arens control, complete		1	
9/15/76502	529171	3	Arens control		1	
9/15/76503	519586		Jaw end		1	
9/15/76504	519587		Pin, 0.248" dia. x 0.705" long, steel, special		1	
	X75918		Washer, 1/4" dia., plain, bright		1	
	K5670		Split pin, 3/32" dia. x 3/4" long		1	

railcar.co.uk



TYPICAL ILLUSTRATION

SUNDRIES AND FINISHES

Leyland PL.22525

B.R. Cat. No.	Leyland Basic Part No.	Illustr. Ref. No.	Description	Used On	No. Reqd. Per Unit	Remarks
Sundries and Finishes. R/SFS.I/I						
9/15/76501	539474		Arens control, complete			
9/15/76502	529171		Arens control			
9/15/76503	519586		Jaw end			
9/15/76504	519587		Pin, 0.248" dia. × 0.705" long, steel, special			
	X75918		Washer, 1/4" dia., plain, bright			
	K5670		Split pin, 3/32" dia. × 3/4" long			

railcar.co.uk

B.R. Cat. No.	Leyland Basic Part No.	Illustn. Ref. No.	Description	Used On	No. Reqd. Per Unit	Remarks
L11						
9/15/1658	c/case		Crankcase. R/ECC.IA (Arrangement Part No. 529101)			
9/15/35048	529102	1	Crankcase, with bearing caps and covers, complete		1	
9/15/35094	270947	2	Bearing cap, front		1	
9/15/35095	227664	3	Bearing cap, intermediate		4	
9/15/35093	227665	4	Bearing cap, centre		1	
9/15/35096	227666	5	Bearing cap, rear		1	
9/15/35100	131302	6	Dowel		1	Centre bearing cap
9/15/35144	227805	7	Stud, $\frac{3}{8}$ " dia. \times 6.15" long, B.S.F., special		12	} Bearing caps
9/15/35143	270949	8	Stud, $\frac{3}{8}$ " dia. \times 6.55" long, B.S.F., special		2	
9/15/35109	227804		Nut, $\frac{3}{8}$ " dia., B.S.F., slotted, special ...		14	
	X75925		Washer, $\frac{3}{8}$ " dia., plain, bright ...		14	
	K5698		Split pin, $\frac{5}{32}$ " dia. \times 1 $\frac{1}{2}$ " long		14	
9/15/35082	227781	9	Camshaft bearing, front		1	
9/15/35084	283718	10	Camshaft bearing, rear		1	
9/15/35083	227783	11	Camshaft bearing, intermediate		5	
9/15/35124	227874		Locating screw, 1.33" long o/a		4	
9/15/35125	227903		Locating screw, 1" long o/a		1	
9/15/35150	205159		Washer, joint, copper		4	Locating screws
9/15/35101	121421	12	Dowel		1	Front camshaft bearing
9/15/35119	292896		Plug, 1" B.S.P.		8	
	FS105/4D		Plug, $\frac{5}{16}$ " dia., B.S.F.		2	} Breather facing
9/15/35232	243013		Washer, joint, copper		2	
9/15/35117	292889		Taper plug, $\frac{1}{8}$ " B.S.P.		2	Oilway to cylinder head
9/15/35122	227864		Plug, $\frac{7}{8}$ " B.S.F.		3	Oil gallery
9/15/35115	9806		Plug, $\frac{1}{8}$ " B.S.P.		1	Oilway to camshaft
9/15/35118	292890		Taper plug, $\frac{1}{4}$ " B.S.P.		1	
9/15/35112	10335		Plug, $1\frac{1}{4}$ " B.S.P.		1	
9/15/35086	234413	13	Bush		1	Oil pump driving shaft
9/15/35142	227869	14	Stud, $\frac{9}{16}$ " dia. \times 5.20" long, B.S.F., special		32	} Cylinder head
9/15/35141	227870	15	Stud, $\frac{9}{16}$ " dia. \times 7.10" long, B.S.F., special		2	
9/15/35108	227872		Nut, $\frac{9}{16}$ " dia., B.S.F., plain, special ...		34	
9/15/35138	232424	16	Stud, $\frac{7}{16}$ " dia. \times 2.40" long, B.S.F., special		12	
9/15/35106	257153		Nut, $\frac{7}{16}$ " dia., B.S.F., plain, special ...		12	
9/15/35114	535586		Allen pipe plug, $\frac{1}{8}$ " B.S.P.		1	Oil gallery
9/15/33048	227836	17	Stud, $\frac{1}{2}$ " dia. \times 1.50" long, B.S.F., special		4	} Rear cover
	FN106/L		Nut, $\frac{1}{2}$ " dia., B.S.F., plain		4	
	X75949		Washer, $\frac{3}{8}$ " dia., Kolok		4	
9/15/35057	187083	18	Stud, $\frac{5}{16}$ " dia. \times 1.25" long, B.S.F., special		4	} Relief valve body
	FN105/L		Nut, $\frac{5}{16}$ " dia., B.S.F., plain		4	
	X75948		Washer, $\frac{5}{16}$ " dia., Kolok		4	
	FS106/5D		Plug, $\frac{3}{8}$ " dia., B.S.F.		24	
9/15/35158	145565		Washer, joint, copper		24	
9/15/35113	292893		Taper plug, $\frac{5}{8}$ " B.S.P.		1	
9/15/33048	227836	19	Stud, $\frac{3}{8}$ " dia. \times 1.50" long, B.S.F., special		20	} Sump to crank-case
	FN106/L		Nut, $\frac{3}{8}$ " dia., B.S.F., plain		22	
	X75962		Washer, $\frac{3}{8}$ " dia., Thackeray		22	

CRANKCASE

Leyland PL.22526

B.R. Cat. No.	Leyland Basic Part No.	Illustn. Ref. No.	Description	Used On	No. Reqd. Per Unit	Remarks
9/15/33047	227873		Stud, $\frac{3}{8}$ " dia. \times 1-70" long, B.S.F., special		2	Sump and fuel pipe bracket to crankcase
9/15/35136	235074 FN406/L X75920	20	Stud, $\frac{3}{8}$ " dia. \times 1-45" long, B.S.F., special Nut, $\frac{3}{8}$ " dia., B.S.F., slotted ... Washer, $\frac{3}{8}$ " dia., plain, bright ...		3 3 3	Oil pump body
9/15/35130	232928	21	Stud, $\frac{5}{16}$ " dia. \times 2-40" long, B.S.F. special		4	
9/15/35128	258368		Stud, $\frac{5}{16}$ " dia. \times 4-10" long, B.S.F., special		3	Engine front support Engine front support and inlet elbow Engine front support
9/15/35131	234614 FN105/L X75948		Stud, $\frac{5}{16}$ " dia. \times 2-70" long, B.S.F. special Nut, $\frac{5}{16}$ " dia., B.S.F., plain ... Washer, $\frac{5}{16}$ " dia., Kolok ...		4 11 11	Water gallery
9/15/35081	315042		Plug, $\frac{5}{8}$ " dia., B.S.P. ...		1	
9/15/35160	240293 FS107/6D		Washer, joint, copper ... Setscrew, $\frac{7}{16}$ " dia. \times $\frac{3}{4}$ " long, B.S.F. ...		1 8	Blanking suspension facing
9/15/35155	600038		Washer, $\frac{7}{16}$ " i/dia. \times 0-75" o/dia. \times .094", copper		8	
9/15/35097	270948	22	Gear carrier ...		1	Front bearing cap
9/15/35101	121421		Dowel ...		2	
9/15/35137	222908 FN106/L X75962		Stud, $\frac{3}{8}$ " dia. \times 1- $\frac{1}{4}$ " long, B.S.F., special Nut, $\frac{3}{8}$ " dia., B.S.F., plain ... Washer, $\frac{3}{8}$ " dia., Thackeray ...		2 2 2	Injection pipe support
9/15/35115	9806		Plug, $\frac{1}{8}$ " B.S.P. ...		1	
9/15/35158	145565 FS109/4D		Washer, joint, copper ... Setscrew, $\frac{9}{16}$ " dia. \times $\frac{1}{2}$ " long, B.S.F. ...		1 2	Oil gauge take-off Lifting bracket holes
9/15/35103	280843	23	Cylinder liner ...		6	Cylinder liner (-010" oversize)
9/15/35104	280843/010		Cylinder liner (-010" oversize) ...		6	
9/15/35050	245454		Bottom cover, front, complete ...		1	Retainer bar
9/15/35054	234365	24	Cover ...		1	
9/15/35052	241705	25	Retainer bar ...		1	
9/15/35056	232886		Setscrew, $\frac{5}{16}$ " dia. \times 1- $\frac{1}{8}$ " long, B.S.F. ...		2	
9/15/35057	187083	26	Stud, $\frac{5}{16}$ " dia. \times 1- $\frac{1}{8}$ " long, B.S.F., special Washer, $\frac{5}{16}$ " dia., Thackeray ...		3 3	
9/15/35055	X75961 FN105/L 298172	27	Nut, $\frac{5}{16}$ " dia., B.S.F., plain ... Ferrule ...		3 2	Oil return pipe elbow
9/15/35051	246704		Bottom cover, rear, complete ...		1	Retainer bar
9/15/35053	246706	28	Cover ...		1	
9/15/35052	241705	25	Retainer bar ...		1	
9/15/35056	232886		Setscrew, $\frac{5}{16}$ " dia. \times 1- $\frac{1}{8}$ " long, B.S.F. ...		2	
9/15/35057	187083	26	Stud, $\frac{5}{16}$ " dia. \times 1-25" long, B.S.F. special Washer, $\frac{5}{16}$ " dia., Thackeray ...		3 3	
9/15/35055	X75961 FN105/L 298172	27	Nut, $\frac{5}{16}$ " dia., B.S.F., plain ... Ferrule ...		3 2	Oil return pipe elbow
9/15/35172	227855 FS105/6D	29	Joint ... Setscrew, $\frac{5}{16}$ " dia. \times $\frac{3}{4}$ " long, B.S.F. ...		2 16	Top covers
9/15/35150	205159		Washer, joint, copper ...		20	
9/15/35070	227752	30	Water gallery cover ...		1	Water gallery cover
9/15/35173	227753	31	Joint ... Setscrew, $\frac{5}{16}$ " dia. \times $\frac{7}{8}$ " long, B.S.F. ...		1 3	
	X72339		Washer, $\frac{5}{16}$ " dia., Thackeray ...		3	
9/15/35171	X75961 227759	32	Joint ...		2	

CRANKCASE
Leyland PL.22526

B.R. Cat. No.	Leyland Basic Part No.	Illustn. Ref. No.	Description	Used On	No. Reqd. Per Unit	Remarks
9/15/35150	X72339		Setscrew, $\frac{5}{16}$ " dia. \times $\frac{7}{8}$ " long, B.S.F. ...		27	} Bottom cover
9/15/35178	205159		Washer, joint, copper		27	
9/15/35064	235056		Setscrew, $\frac{5}{16}$ " dia. \times $\frac{7}{8}$ " long, B.S.F., c'sk.		1	
9/15/35170	237961	33	Rear cover		1	Rear cover
9/15/35066	227755	34	Joint		1	Front and rear
	528851	35	Top cover		2	} Water jacket outlet pipe, leak-off gallery and top covers to crankcase
9/15/35150	X72339		Bolt, $\frac{5}{16}$ " dia. \times $\frac{7}{8}$ " long, B.S.F.		4	
	205159		Washer, joint, copper		4	
9/15/35335	546202		Identification plate		1	
	242584		Screw, No. 4 Parker Kalon		3	Identification plate
9/15/35036	243550	36	Camshaft		1	
9/15/35038	234379	37	Plug		1	
9/15/35037	60284	38	Dowel		1	
9/15/35320	234729		Oil relief valve, complete		1	
9/15/35321	227771	39	Oil relief valve body		1	
9/15/35326	237996	40	Oil relief valve		1	
9/15/35325	260513	41	Oil relief valve spring		1	
9/15/35324	227773	42	Adjusting screw		1	
9/15/35322	227772	43	Domed nut, special		1	
9/15/35323	227774	44	Locknut, 1" B.S.F.		1	
	X84441		Washer, copper, $1\frac{1}{32}$ " i/dia. \times $1\frac{5}{16}$ " o/dia., special		1	
9/15/35222	227684	45	Thrust housing		1	
9/15/35221	258340	46	Thrust button		1	
9/15/35200	513605	47	Crankshaft seal housing, complete		1	} Seal housing
	FB106/10D		Bolt, $\frac{3}{8}$ " dia. \times $1\frac{1}{4}$ " long, B.S.F.		4	
	FN106/L		Nut, $\frac{3}{8}$ " dia., B.S.F., plain		4	
9/15/33048	X75949		Washer, $\frac{3}{8}$ " dia., Kolok		4	
	227836		Stud, $\frac{3}{8}$ " dia. \times 1.5" long, B.S.F., special		1	} Seal housing to sump
	FN106/L		Nut, $\frac{3}{8}$ " dia., B.S.F., plain		1	
	X75962		Washer, $\frac{3}{8}$ " dia., Thackeray		1	
9/15/35233	238771	48	Sealing ring		1	
9/15/35207	529135	49	Engine front support housing, complete		1	
9/15/32016	258773	50	Silentbloc bush, No. E.24719		1	
9/15/35209	528594	51	Rear mounting plate, complete		1	
9/15/35212	513517		Boss		2	
9/15/35213	528597		Anchor pin		1	
	FN108/L		Nut, $\frac{1}{2}$ " dia., B.S.F., plain		1	
	X75951		Washer, $\frac{1}{2}$ " dia., Kolok		1	
9/15/35210	513574		Bush, Metalastik No. 13/1055		2	
9/15/35203	529099	52	Eye bolt, complete		1	
9/15/35204	529100		Bush, Silentbloc type E.2077		1	
	FN212/L		Locknut, $\frac{3}{4}$ " dia., B.S.F.		2	
9/15/35264	314282	53	Water jacket outlet pipe, complete		1	
9/15/35002	227840	54	Main bearing, front		2	

CRANKCASE

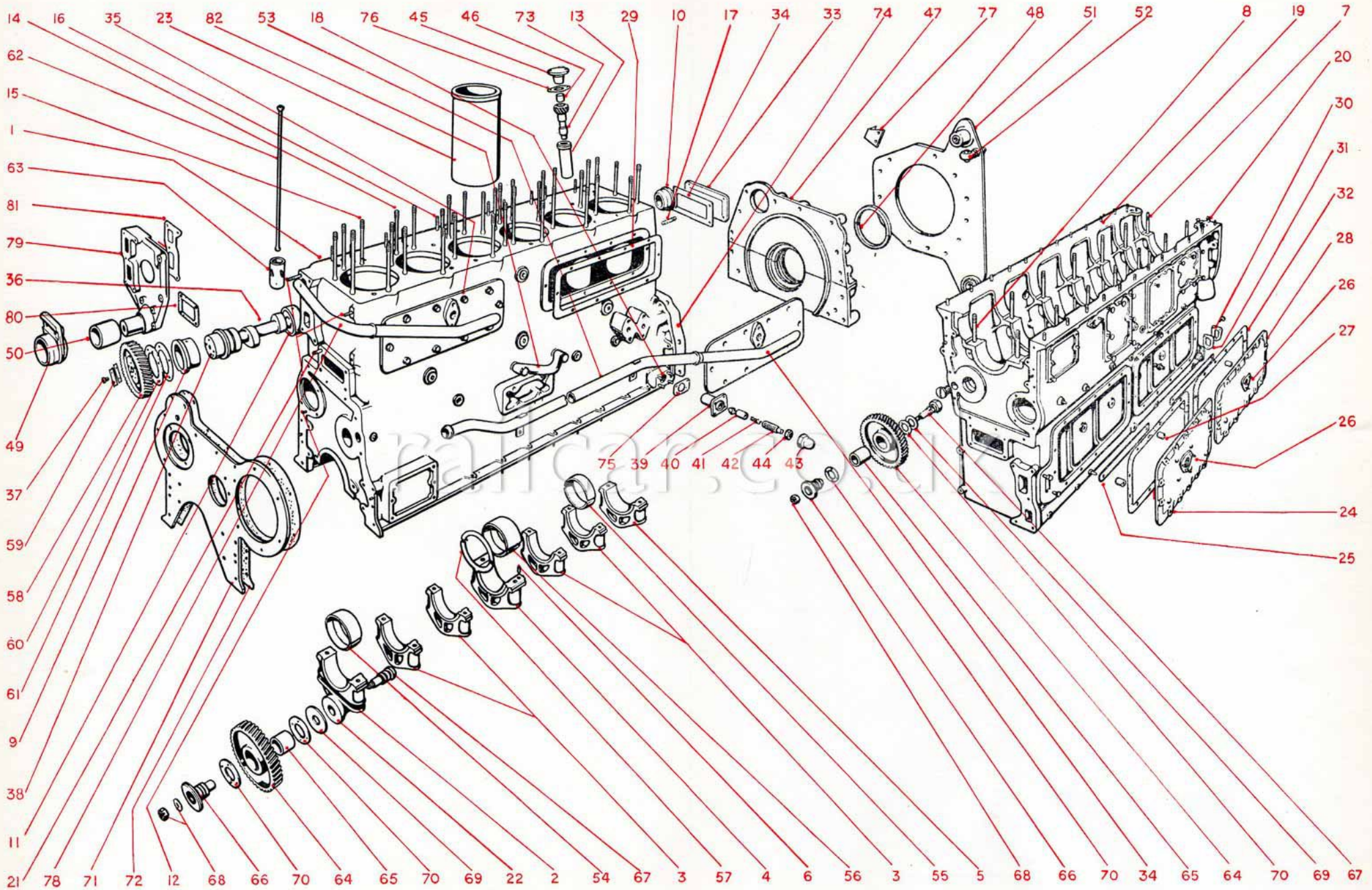
Leyland PL.22526

B.R. Cat. No.	Leyland Basic Part No.	Illustn. Ref. No.	Description	Used On	No. Reqd. Per Unit	Remarks
9/15/35003	227841	55	Main bearing, intermediate... ..		8	
9/15/35004	227842	56	Main bearing, centre and rear		4	
9/15/35263	315042		Plug, $\frac{3}{8}$ " B.S.P., brass			Water gallery
9/15/35006	227843	57	Thrust washer, upper		2	
9/15/35005	227844	57	Thrust washer, lower		2	
9/15/35193	227790	58	Camshaft driving gear		1	
9/15/35331	227776	59	Tab washer, special, 2 holes		2	} Camshaft driving gear
9/15/35013	238832		Bolt, $\frac{7}{16}$ " dia. \times 1-12" long, B.S.F., special		4	
9/15/35330	227775	60	Thrust washer		1	
9/15/35316	242667	61	Shim		as reqd.	} Thrust washer
9/15/35008	236513		Bolt, $\frac{3}{8}$ " dia. \times 1-10" long, B.S.F., special		4	
9/15/35293	227750	62	Push rod		12	
9/15/35318	227751	63	Tappet		12	
9/15/35195	232482	64	Intermediate gear		2	
9/15/35030	233364	65	Bush		2	} Intermediate gear
9/15/35317	234853	66	Spindle		2	
9/15/35007	234854	67	Bolt, special		2	
9/15/35234	234855	68	Nut, $\frac{5}{8}$ " dia., B.S.F., slotted, special		2	
9/15/35332	234856	69	Washer, plain, special		2	
9/15/35333	233365	70	Thrust washer		4	
	K5674		Split pin, $\frac{3}{32}$ " dia. \times $1\frac{1}{4}$ " long		2	
9/15/35000	528601	71	Timing backplate		1	} Timing backplate
9/15/35225	227856	72	Joint		1	
9/15/30551	116734		Dowel		2	
9/15/35306	239792		Setscrew, $\frac{5}{16}$ " dia. \times $\frac{3}{4}$ " long, B.S.F.		6	} Backplate to crankcase
9/15/35308	234917		Setscrew, $\frac{7}{16}$ " dia. \times $\frac{3}{4}$ " long, B.S.F., c'sk.		1	
9/15/35315	234419	73	Oil pump driving shaft		1	
9/15/35228	227857	74	Joint		1	Crankshaft seal housing
9/15/35231	227854	75	Joint		1	Oil relief valve
9/15/35229	234916	76	Joint		1	Thrust housing
9/15/35292	513968	77	Timing pointer		1	
9/15/35262	540783	78	Water jacket inlet pipe		1	Front cover
9/15/35272	272651		Hose connection		2	} Pipe to front cover and water inlet elbow
	262539		Jubilee clip, size No. IX		4	
	FB106/26D		Bolt, $\frac{7}{16}$ " dia. \times $3\frac{1}{4}$ " long, B.S.F.		3	} Seal housing and plate to crankcase
	FN107/L		Nut, $\frac{7}{16}$ " dia., B.S.F., plain		3	
	X75950		Washer, $\frac{7}{16}$ " dia., Kolok		3	
	FB107/11D		Bolt, $\frac{7}{16}$ " dia. \times $1\frac{3}{8}$ " long, B.S.F.		1	} Seal housing to crankcase
	FB107/10D		Bolt, $\frac{7}{16}$ " dia. \times $1\frac{1}{4}$ " long, B.S.F.		1	
	X75950		Washer, $\frac{7}{16}$ " dia., Kolok		2	
9/15/35016	513609		Bolt, $\frac{7}{16}$ " dia. \times 2-4" long, B.S.F., special		7	} Seal housing and plate to crankcase
	X75921		Washer, $\frac{7}{16}$ " dia., plain, bright		7	
9/15/35017	513608		Bolt, $\frac{7}{16}$ " dia. \times $1\frac{1}{4}$ " long, B.S.F., special		2	} Plate to seal housing
	X75921		Washer, $\frac{7}{16}$ " dia., plain, bright		2	
9/15/35025	257689	79	Engine front support bracket		1	} Engine front support bracket
9/15/35226	234378	80	Joint, small		1	
9/15/35227	231607	81	Joint, large		1	
9/15/35232	243013		Joint washer		2	
	FB110/11D		Bolt, $\frac{5}{8}$ " dia. \times $1\frac{3}{8}$ " long, B.S.F.		1	} Support housing to front support bracket
9/15/32027	258792		Washer, special, $\frac{3}{32}$ " i/dia. \times 2-25" o/dia.		1	
	X75953		Washer, $\frac{3}{8}$ " dia., Kolok		1	
9/15/35197	283104	82	Lifting handle		1	

B.R. Cat. No.	Leyland Basic Part No.	Illustr. Ref. No.	Description	Used On	No. Reqd. Per Unit	Remarks
9/15/34308	X75952		Washer, $\frac{9}{16}$ " dia., Kolok		2	Lifting bar
9/15/34309	320451		Stud, collared, $\frac{9}{16}$ " \times $4\frac{3}{32}$ " B.S.F.			
9/15/35307	320452		Stud, collared, $\frac{9}{16}$ " \times $3\frac{3}{32}$ " B.S.F.			Lifting bar
	231966		Setscrew, $\frac{5}{16}$ " dia. \times 0.75" long, B.S.F., special		2	} Oil pump thrust housing } Pipe to rear cover } Water jacket outlet pipe to water outlet pipe } History plate
9/15/35272	X75889		Washer, $\frac{5}{16}$ " dia., shakeproof		2	
	272651		Hose connection		1	
	262539		Jubilee clip, size IX		2	
9/15/35272	272651		Hose connection		1	
	262539		Jubilee clip, size IX		2	
9/15/35706	316242		Engine history plate		1	B.R. Dg. DV.186
	255809		Setscrew, No. 2 B.A. \times 0.625" long, cheese head		2	
	X75946		Washer, $\frac{3}{16}$ " dia., Kolok		2	
MAIN BEARINGS UNDERSIZE						
1st Standard						
9/15/59806	227842C/S1		Bearing main, centre and rear			
9/15/59811	227840C/S1		Bearing main, front			
9/15/59816	227841C/S1		Bearing main, intermediate			
2nd Standard						
9/15/59807	227842C/S2		Bearing main, centre and rear			
9/15/59812	227840C/S2		Bearing main, front			
9/15/59817	227841C/S2		Bearing main, intermediate			
3rd Standard						
9/15/59808	227842C/S3		Bearing main, centre and rear			
9/15/59813	227840C/S3		Bearing main, front			
9/15/59818	227841C/S3		Bearing main, intermediate			
4th Standard						
9/15/59809	227842C/S4		Bearing main, centre and rear			
9/15/59814	227840C/S4		Bearing main, front			
9/15/59819	227841C/S4		Bearing main, intermediate			
5th Standard						
9/15/59860	227842C/S5		Bearing main, centre and rear			
9/15/59861	227840C/S5		Bearing main, front			
9/15/59862	227841C/S5		Bearing main, intermediate			
9/15/59821	227844/HS1		Washer, thrust, lower, 1st standard			
9/15/59822	227844/HS2		Washer, thrust, lower, 2nd standard			
9/15/59820	227840/HS3		Washer, thrust, lower, 3rd standard			
9/15/59823	227843/HS1		Washer, thrust, upper, 1st standard			
9/15/59824	227843/HS2		Washer, thrust, upper, 2nd standard			
9/15/59826	227843/HS3		Washer, thrust, upper, 3rd standard			

Crankcase

R/ECC.IA



TYPICAL ILLUSTRATION

CYLINDER HEAD

Leyland PL.22527

B.R. Cat. No.	Leyland Basic Part No.	Illustn. Ref. No.	Description	Used On	No. Reqd. Per Unit	Remarks
Cylinder Head. R/ECH.IA (Arrangement Part No. 529132)						
4275 1600 9/15/40525	411 cyl hd 518409		Cylinder head and valves, complete ...		2	
9/15/40530	518410	1	Cylinder head, studs, valve guides and seats, complete ...		2	
9/15/35258	13834		Core plug, 1/2" B.S.P. ...		4	
9/15/40013	X31911		Core plug, 1/2" B.S.P. ...		14	
9/15/40536	255695	} 2	Plug, 3/4" B.S.F. ...		6	Plug
9/15/40021	131347		Washer, joint ...		6	
9/15/40535	281325	3	Valve guide ...		12	
9/15/40537	281326	4	Valve seat exhaust ...		6	
9/15/40017	227911	5	Sleeve ...		6	Nozzle holder
9/15/40018	227914	6	Stud, 3/8" dia. x 1-90" long, B.S.F., special ...		10	} Exhaust manifold
9/15/40011	272676		Nut, 3/8" dia., B.S.F., special ...		10	
9/15/33047	227873	7	Stud, 3/8" dia. x 1-70" long, B.S.F., special ...		10	} Inlet manifold
	FN106/L		Nut, 3/8" dia., B.S.F., plain ...		10	
	X75962		Washer, 3/8" dia., Thackeray ...		10	
9/15/40019	227763	8	Stud, 1/2" dia. x 4-6" long, B.S.F., special ...		6	} Rocker brackets
	FN108/L		Nut, 1/2" dia., B.S.F., plain ...		6	
	X75951		Washer, 1/2" dia., Kolok ...		6	
9/15/40020	231614	9	Stud, 1/2" dia. x 5-1/2" long, B.S.F., special ...		6	} Rocker bracket and nozzle clamp
	FN108/L		Nut, 1/2" dia., B.S.F., plain ...		6	
9/15/40012	227761	10	Nut, 1/2" dia., B.S.F., Simmonds ...		6	
9/15/33048	227836	11	Stud, 3/8" dia. x 1-1/2" long, B.S.F., special ...		8	} Lifting plate
	FN106/L		Nut, 3/8" dia., B.S.F., plain ...		8	
	X75949		Washer, 3/8" dia., Kolok ...		8	
9/15/35101	121421	12	Dowel ...		4	Rocker bracket
9/15/35101	121421	13	Dowel ...		4	Cylinder head cover
9/15/40009	242199	} 14	Liner, 3-45" long ...		as reqd.	Stud holes
9/15/40008	242709		Liner ...		1	Oil hole
9/15/40010	256641		Liner, 5-35" long ...		as reqd.	Stud holes
9/15/40022	227733	15	Lifting nut, special ...		4	
9/15/40023	60050	16	Lifting plate ...		4	
9/15/40546	280864	17	Valve, inlet ...		6	
9/15/40545	280865	18	Valve, exhaust ...		6	
9/15/40025	236489	19	Valve spring, inner ...		12	
9/15/40026	236490	20	Valve spring, outer ...		12	
9/15/40003	236177	21	Valve spring collar, upper ...		12	
9/15/40005	236541	22	Valve cone (2 halves) ...		12	
9/15/40024	190832	23	Valve seal ...		12	
9/15/40004	236178	24	Valve spring collar, lower ...		12	

CYLINDER HEAD

Leyland PL.22527

B.R. Cat. No.	Leyland Basic Part No.	Illust. Ref. No.	Description	Used On	No. Reqd. Per Unit	Remarks
9/15/40029	246071		Decompressor and rocker gear, complete		2	
9/15/40037	246048		Rocker lever, complete		12	
9/15/40040	266449	25	Rocker lever		12	Rocker lever
9/15/40039	223256	26	Bush		12	
9/15/40038	227737	27	Ball end		12	
9/15/40041	227738		Locknut, 1/2" B.S.F., special ...		12	
			Decompressor shaft, complete		2	
9/15/40032	234074		Decompressor shaft		2	
9/15/40035	227745	38	Decompressor lever		2	
9/15/40034	231490	39	Bolt, 1/4" dia. x 1 3/4" long, B.S.F. ...		2	
	FB104/14D		Nut, 1/4" dia., B.S.F., plain ...		2	
	FN104/L		Washer, 1/4" dia., Kolok		2	
	X75947					
9/15/40036	232426	28	Plunger		2	Decompressor shaft
9/15/40044	12373	29	Spring		2	Plunger
9/15/40042	227743	30	Rocker shaft		2	
9/15/40030	232428	31	Rocker bracket		6	
9/15/40043	60166	32	Spring, long		4	
9/15/40045	60186	33	Spring, short		4	
9/15/40047	60143	34	Washer, steel, 5/8" i/dia. x 1 1/4" o/dia., special		12	
9/15/40031	60112	35	Circlip, external, 0.825" i/dia., special ...		4	
9/15/40046	60142	36	Washer, special		4	
9/15/40048	60207	37	Welch washer, 0.622" dia., special ...		4	
9/15/40596	314283		Water outlet pipe, complete		1	
9/15/40597	513571	40	Water outlet pipe		1	
9/15/33049	227933	41	Stud, 5/16" dia. x 1.3" long, B.S.F., special		3	} Outlet elbow
9/15/40599	222904	42	Stud, 5/16" dia. x 3.75" long, B.S.F., special		1	
	FN104/L		Nut, 5/16" dia., B.S.F., plain		4	
	X75961		Washer, 5/16" dia., Thackeray		4	
9/15/40111	227607		Plug, 3/4" dia., B.S.P.		1	} Water jacket outlet pipe
9/15/40126	185484		Washer, joint		1	
9/15/61552	514010		Adapter		1	
9/15/40126	185484		Washer, joint		1	
9/15/40588	314284		Water outlet pipe assembly		1	
9/15/40600	514132	43	Thermostat		1	} Locating thermostat
	X16631	44	Setscrew, 2 B.A. x 0.281" long, cheese head		1	
9/15/40124	227940		Washer, joint		1	} Outlet elbow
9/15/40589	528293	45	Water outlet elbow		1	
9/15/40592	514148	46	Joint		1	
9/15/40510	529933		Cylinder head cover, front, complete		1	
9/15/40512	529928		Instruction plate		1	
	229992		Parker-Kalon screw, type U, No. 10 x 1/2"		4	
9/15/40518	529934	47	Cylinder head cover, rear, complete ...		1	
9/15/40519	529929	48	Monogram plate		1	
	229992		Parker-Kalon screw, type U, No. 10 x 1/2"		4	

CYLINDER HEAD

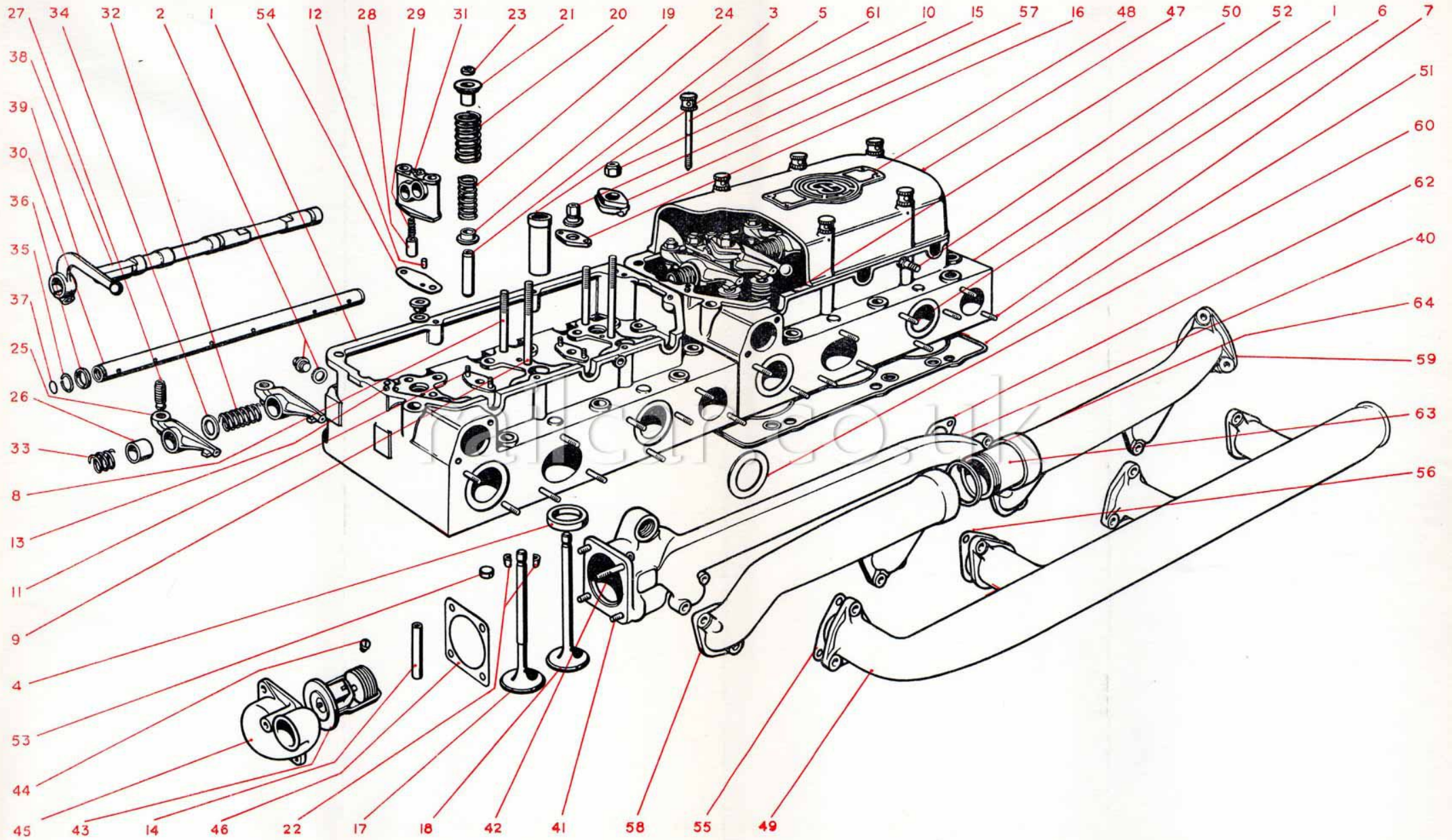
Leyland PL.22527

B.R. Cat. No.	Leyland Basic Part No.	Illustn. Ref. No.	Description	Used On	No. Reqd. Per Unit	Remarks
9/15/40581	528264	49	Inlet manifold		1	Cylinder head cover
9/15/40054	232430	50	Joint		2	
9/15/40560	314149	51	Cylinder head gasket		2	} Leak-off
9/15/39993	227615	52	Adapter		2	
9/15/40098	156885		Nut, lock, $\frac{1}{8}$ " B.S.P.		2	
9/15/39994	191286	53	Valve cap		12	
9/15/40058	227913	54	Joint		6	Rocker bracket
9/15/40568	281323	55	Joint		2	Inlet manifold, 1, 2, 4, 5 cylinders
9/15/40566	281322	56	Joint		2	Inlet manifold, 3 and 6 cylinders
9/15/39995	231613	57	Clamp		6	Nozzles
9/15/40578	513569	58	Exhaust manifold, front		1	Exhaust manifold
9/15/40580	528598	59	Exhaust manifold, rear		1	
9/15/40055	227764	60	Gasket... ..		4	Cylinder head cover
9/15/40116	246173	61	Setscrew, special		12	} Water outlet pipe
9/15/40060	227767	62	Joint		2	
	FB106/15D		Bolt, $\frac{3}{8}$ " dia. \times $1\frac{7}{8}$ " long, B.S.F.		2	
	FB106/8D		Bolt, $\frac{3}{8}$ " dia. \times 1" long, B.S.F.		2	
	X75962		Washer, $\frac{3}{8}$ " dia., Thackeray		4	
9/15/40606	514249	63	Connecting tube		1	
9/15/40603	271395	64	Sealing ring		4	

ralcar.co.uk

Cylinder Head

R/ECH.1A

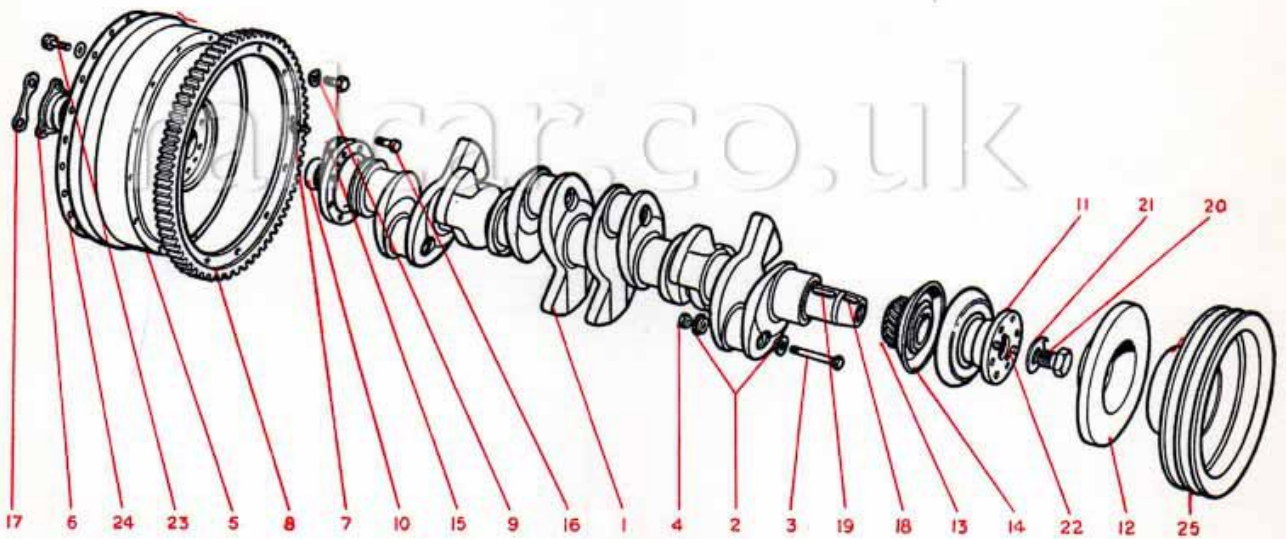


TYPICAL ILLUSTRATION

CRANKSHAFT

Leyland PL.22528

B.R. Cat. No.	Leyland Basic Part No.	Illustrn. Ref. No.	Description	Used On	No. Reqd. Per Unit	Remarks
Crankshaft. R/ECS.IC (Arrangement Part No. 529128)						
9/15/30811	509719	1	Crankshaft, complete		1	
9/15/30513	191198	2	Plug		12	} Plug
9/15/30507	227797	3	Bolt, $\frac{3}{8}$ " dia., B.S.F. \times 3.89" o/a, special		6	
9/15/30511	191200	4	Nut, $\frac{3}{8}$ " dia., B.S.F., castle		6	
	K5659		Split pin, $\frac{1}{16}$ " dia. \times $\frac{3}{4}$ " long		6	
9/15/30808	530054	5	Flywheel casing		1	
9/15/30809	246121	6	Housing, spigot bearing		1	
9/15/30810	233755	7	Setscrew, $\frac{5}{16}$ " dia. \times $\frac{1}{2}$ " long, B.S.F.		3	Housing
9/15/30537	314904	8	Starter ring		1	
9/15/30522	243477	} 9	Bolt, $\frac{3}{8}$ " dia. \times $\frac{7}{8}$ " long, B.S.F., special		12	} Starter ring to flywheel casing
9/15/30535	257686		Locking plate		12	
9/43/34072	510059	10	Roller bearing, Hoffmann type R.325 ...		1	Alternative to 510060
9/43/34072	510060		Roller bearing, R. & M. type MRJ.25 ...		1	Alternative to 510059
9/15/30815	544130	12	Damper		1	
9/15/30856	317768	25	Pulley		1	
9/15/30850	246427	15	Joint		1	} Flywheel casing to crankshaft
9/15/30501	133709	16	Bolt, $\frac{5}{8}$ " dia. \times $1\frac{1}{2}$ " long, B.S.F., special		6	
	133710		Nut, $\frac{5}{8}$ " dia., B.S.F., plain		6	
9/15/30548	X32531	17	Locking plate		3	
9/15/30545	227796	18	Key		1	Driving flange
9/15/30546	507026	19	Key		1	Timing gear
9/15/30803	518424	20	Bolt, 1" dia. \times $1\frac{3}{4}$ " long, UNF, special		1	Driving flange to crankshaft
9/15/30860	509375	21	Locking washer, 2.25" o/dia., special		1	
9/15/30840	529129	22	Dowel		2	
9/15/30858	529119		Setscrew, $\frac{7}{16}$ " dia. \times $1\frac{3}{4}$ " long, B.S.F., Allen		6	
9/15/30851	534164	24	Joint		1	} Rear casing to flywheel casing
9/15/30805	233797	23	Bolt, $\frac{3}{8}$ " dia. \times $1\frac{1}{4}$ " long, B.S.F., special		30	
9/15/30845	529065	11	Driving flange		1	
9/15/30559	234097		Timing gear, complete		1	
9/15/30563	232480	14	Oil thrower		1	
9/15/30560	227789	13	Timing gear		1	



TYPICAL ILLUSTRATION

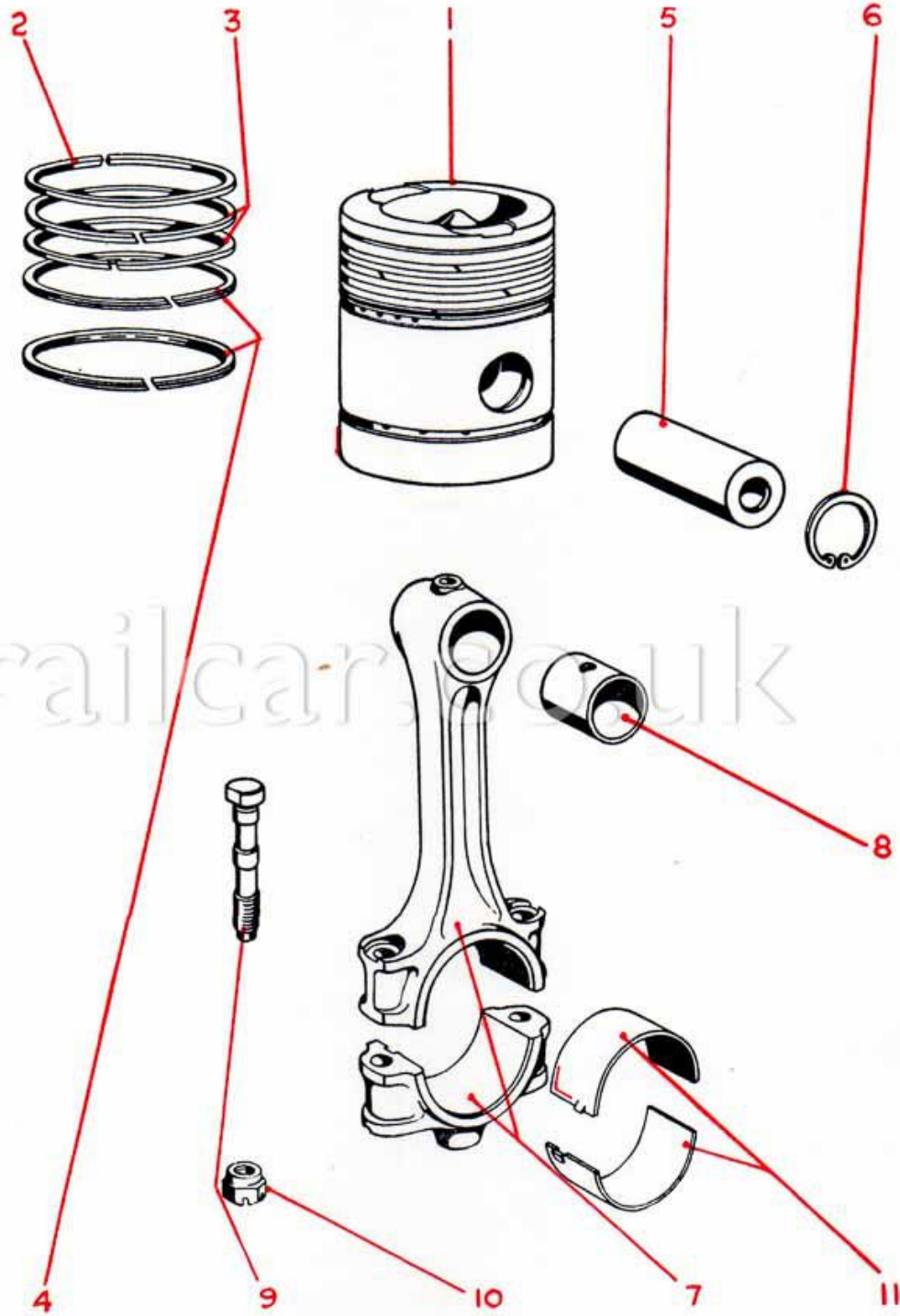
PISTON AND CONNECTING ROD

Leyland PL.22529

B.R. Cat. No.	Leyland Basic Part No.	Illustn. Ref. No.	Description	Used On	No. Reqd. Per Unit	Remarks
Piston and Connecting Rod. ECN.79 (Arrangement Part No. 281330)						
9/15/38024	281281	*1	Piston		6	
9/15/38025	289382	*2	Piston ring, taper, top		6	
9/15/38026	281282	*3	Piston ring, taper, second and third ...		12	
9/15/38027	281283	4	Piston ring, scraper		12	
9/15/38023	281416	5	Gudgeon pin		6	
9/15/38016	116674	6	Seeger circlip, 1 $\frac{5}{8}$ " i/dia.		12	
9/15/38005	227866	7	Connecting rod and cap with small end bush		6	
9/15/38007	97975	8	Bush, small end		6	
9/15/38006	227635	9	Bolt, $\frac{5}{8}$ " dia., B.S.F. \times 3-675" o/a, special ...		12	
	227634	10	Nut, $\frac{5}{8}$ " dia., B.S.F., slotted		12	
	K5681		Split pin, $\frac{1}{8}$ " dia. \times 1 $\frac{1}{8}$ " long		12	
9/15/38001	227845	11	Big end bearing, half bearings, standard ...		12	
9/15/59800	227845B/S1		Big end bearing, half bearings, 1st standard			
9/15/59801	227845B/S2		Big end bearing, half bearings, 2nd standard			
9/15/59802	227845B/S3		Big end bearing, half bearings, 3rd standard			
9/15/59803	227845B/S4		Big end bearing, half bearings, 4th standard			
9/15/59804	227845B/S5		Big end bearing, half bearings, 5th standard			
* ALTERNATIVES						
9/15/38080	602890		Piston		6	
9/15/38081	602242		Piston ring, top		6	
9/15/38082	602243		Piston ring, second and third		12	

Piston and Connecting Rod

ECN.79



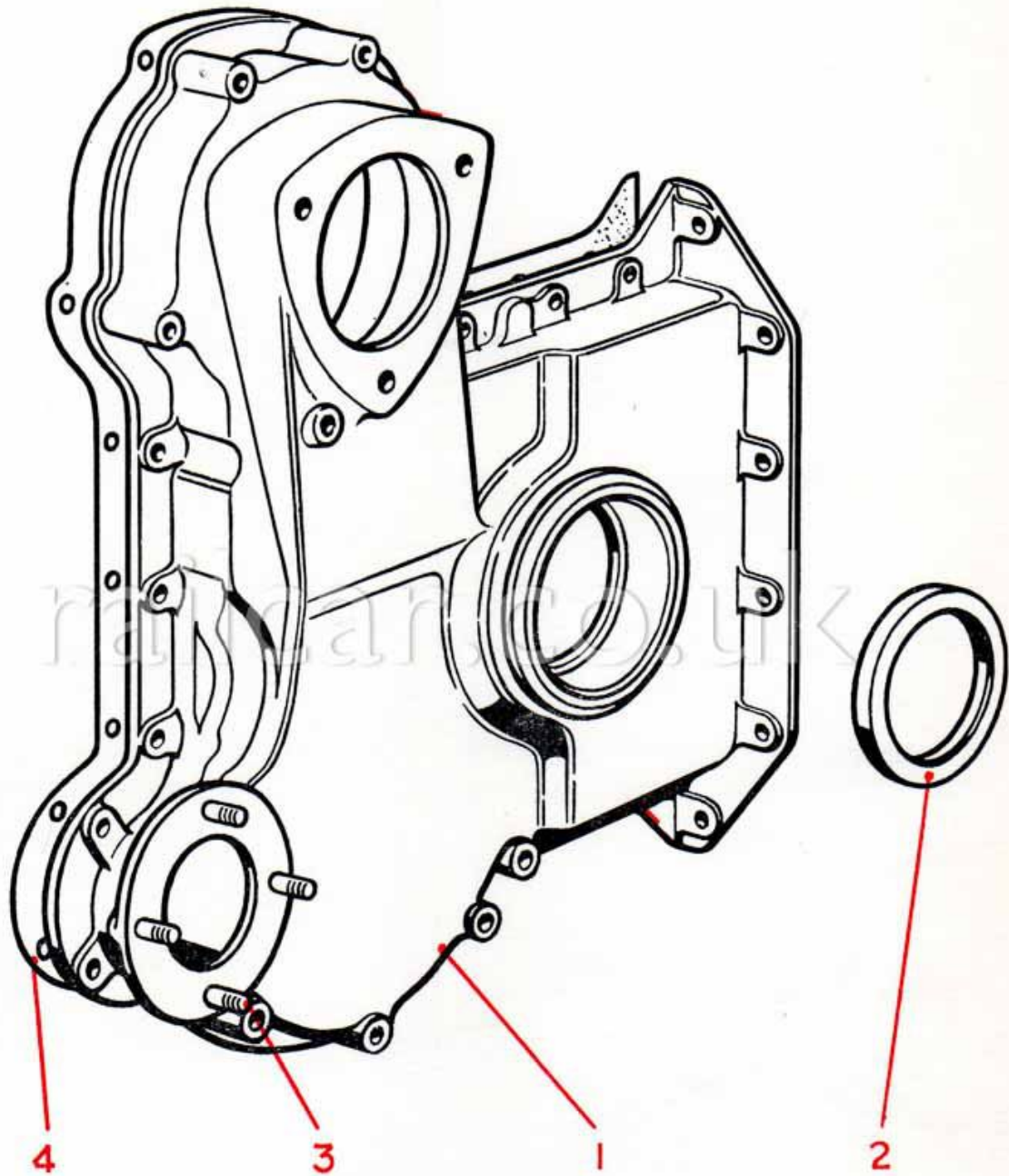
TYPICAL ILLUSTRATION

TIMING CASE
Leyland PL.22530

B.R. Cat. No.	Leyland Basic Part No.	Illustn. Ref. No.	Description	Used On	No. Reqd. Per Unit	Remarks
Timing Case. R/ETC.I (Arrangement Part No. 529150)						
9/15/39115	529151		Timing case, complete		1	
9/15/39116	528600	1	Timing case		1	
9/15/39119	529152	2	Oil seal, Super type DA387224 ...		1	
9/15/40108	227839	3	Stud, $\frac{5}{16}$ " dia. \times 1-40" long, B.S.F., special		4	
	FN105/L		Nut, $\frac{5}{16}$ " dia., B.S.F., plain		4	
	X75948		Washer, $\frac{5}{16}$ " dia., Kolok		4	
9/15/33049	227933		Stud, $\frac{5}{16}$ " dia. \times 1-30" long, B.S.F., special		3	
	FN105/L		Nut, $\frac{5}{16}$ " dia., B.S.F., plain		3	
	X75961		Washer, $\frac{5}{16}$ " dia., Thackeray		3	
9/15/39125	528602	4	Joint		1	Timing case
	FB105/9D		Bolt, $\frac{5}{16}$ " dia. \times 1 $\frac{1}{8}$ " long, B.S.F.		7	} Timing case and backplate to crankcase
	FB105/22D		Bolt, $\frac{5}{16}$ " dia. \times 2 $\frac{3}{4}$ " long, B.S.F.		1	
	X75961		Washer, $\frac{5}{16}$ " dia., Thackeray		8	} Timing case to backplate
	FB105/8D		Bolt, $\frac{5}{16}$ " dia. \times 1" long, B.S.F.		3	
	FB105/21D		Bolt, $\frac{5}{16}$ " dia. \times 2 $\frac{5}{8}$ " long, B.S.F.		3	} Timing case and backplate to compressor
	FB105/22D		Bolt, $\frac{5}{16}$ " dia. \times 2 $\frac{3}{4}$ " long, B.S.F.		4	
	FN105/L		Nut, $\frac{5}{16}$ " dia., B.S.F., plain		10	} Timing case to compressor
	X75948		Washer, $\frac{5}{16}$ " dia., Kolok		10	
	FB105/29		Bolt, $\frac{5}{16}$ " dia. \times 3 $\frac{5}{8}$ " long, B.S.F.		1	} Timing case to compressor
	FB105/30		Bolt, $\frac{5}{16}$ " dia. \times 3 $\frac{3}{4}$ " long, B.S.F.		1	
	X75961		Washer, $\frac{5}{16}$ " dia., Thackeray		2	

Timing Case

R/ETC.I



TYPICAL ILLUSTRATION

B.R. Cat. No.	Leyland Basic Part No.	Illustn. Ref. No.	Description	Used On	No. Reqd. Per Unit	Remarks
Sump. R/ES.IA (Arrangement Part No. 317230)						
9/15/33286	601096	1	Sump, inner, complete		1	
9/15/33044	238810		Ferrule		1	
9/15/33048	227836	2	Stud, $\frac{5}{16}$ " dia. \times $1\frac{1}{2}$ " long, B.S.F., special		13	} Outer to inner sump
	FN106/L		Nut, $\frac{5}{16}$ " dia., B.S.F., plain		13	
	X75962		Washer, $\frac{3}{8}$ " dia., Thackeray		13	
9/15/33046	240294	} 3	Stud, $\frac{5}{16}$ " dia. \times 2" long, B.S.F., special		2	} Sump to fuel pump bracket
9/15/33047	227873		Stud, $\frac{5}{16}$ " dia. \times 1.7" long, B.S.F., special		1	
	FN106/L		Nut, $\frac{5}{16}$ " dia., B.S.F., plain		3	
	X75962		Washer, $\frac{3}{8}$ " dia., Thackeray		3	
9/15/33043	60544	4	Dowel		2	Fuel pump bracket
9/15/33048	227836	5	Stud, $\frac{5}{16}$ " dia. \times $1\frac{1}{2}$ " long, B.S.F., special		5	} Sump to fuel pump drive housing
	FN106/L		Nut, $\frac{5}{16}$ " dia., B.S.F., plain		5	
	X75962		Washer, $\frac{3}{8}$ " dia., Thackeray		5	
9/15/33043	60544	6	Dowel		2	Fuel pump drive housing
	FS105/7D	7	Setscrew, $\frac{5}{16}$ " dia. \times $\frac{7}{8}$ " long, B.S.F.		4	} Oil return pipe to sump
	X75948		Washer, $\frac{5}{16}$ " dia., Kolok		4	
9/15/33288	524692		Ferrule		4	
9/15/33293	222883	8	Stud, $\frac{5}{16}$ " dia. \times 1.125" long, B.S.F., special		3	} Elbow to sump
	FN105/L		Nut, $\frac{5}{16}$ " dia., B.S.F., plain		3	
	X75961		Washer, $\frac{5}{16}$ " dia., Thackeray		3	
9/15/33312	229523	9	Union		1	
	X42628		Washer, joint, copper		1	
9/15/56987	310435		Oil pressure switch, Smiths M.ADS.73		1	
9/15/33052	146855		Washer, joint, copper		1	
9/15/33042	229684		Union adapter		1	
9/15/33052	146855		Washer, joint, copper		1	
9/15/33045	286501		Ferrule		1	
9/15/61565	232911		Stud, $\frac{5}{16}$ " dia. \times 1.10" long, B.S.F., special		2	} Fuel stop bracket to sump
	FN105/L		Nut, $\frac{5}{16}$ " dia., B.S.F., plain		2	
	X75948		Washer, $\frac{5}{16}$ " dia., Kolok		2	
9/15/33048	227836		Stud, $\frac{3}{8}$ " dia. \times 1.5" long, B.S.F., special		4	} Fuel filter to sump
	FN106/L		Nut, $\frac{3}{8}$ " dia., B.S.F., plain		4	
	X75962		Washer, $\frac{3}{8}$ " dia., Thackeray		4	
9/15/33315	519071	10	Sump, outer, complete		1	
9/15/33055	121975	} 11	Plug, 1" B.S.P.		2	
9/15/33057	231746		Washer, copper, 1.32" i/dia. \times 1.687" o/dia. \times 0.062" thick		2	Special
9/15/33048	227836	16	Stud, $\frac{5}{16}$ " dia. \times 1.5" long, B.S.F., special		6	} Oil filter to sump
	FN106/L		Nut, $\frac{5}{16}$ " dia., B.S.F., plain		6	
	X75962		Washer, $\frac{3}{8}$ " dia., Thackeray		6	
9/15/33048	227836	15	Stud, $\frac{5}{16}$ " dia. \times 1.5" long, B.S.F., special		3	} Inner to outer sump
	FN106/L		Nut, $\frac{5}{16}$ " dia., B.S.F., plain		3	
	X75962		Washer, $\frac{3}{8}$ " dia., Thackeray		3	
9/15/33049	227933	14	Stud, $\frac{5}{16}$ " dia. \times 1.3" long, B.S.F., special		2	} Cover to sump
	FN105/L		Nut, $\frac{5}{16}$ " dia., B.S.F., plain		2	
	X75961		Washer, $\frac{5}{16}$ " dia., Thackeray		2	

SUMP

Leyland PL.22531

B.R. Cat. No.	Leyland Basic Part No.	Illustn. Ref. No.	Description	Used On	No. Reqd. Per Unit	Remarks
9/15/33047	227873	12	Stud, $\frac{3}{8}$ " dia. \times 1-7" long, B.S.F., special		4	} Flange to sump
	FN106/L		Nut, $\frac{3}{8}$ " dia., B.S.F., plain		4	
9/15/33048	227836	13	Stud, $\frac{3}{8}$ " dia. \times 1-5" long, B.S.F., special		4	} Fuel filter bracket to sump
	FN106/L		Nut, $\frac{3}{8}$ " dia., B.S.F., plain		4	
9/15/33210	519273		Filler cap, complete		1	
9/15/33211	246793		Filler cap, complete		1	
9/15/33213	245801	17	Filler cap		1	
9/15/33230	246799	18	Washer, joint, special		1	Leather
9/15/33215	246800	19	Retainer		1	
9/15/33216	K5880		Screw, 2 B.A. \times $\frac{1}{2}$ " long		1	
	X40849		Nut, 2 B.A., plain		1	
9/15/33231	518657	20	Lifting handle		1	
9/15/33232	246796	21	Anchor pin		1	
9/15/33241	529083		Oil filler, complete <i>15/1431</i>		1	
9/15/33350	528618	24	Oil filler		1	
9/15/35219	222910		Stud, $\frac{3}{8}$ " dia. \times 1-5" long, B.S.F., special		4	
9/15/33273	528766	25	Oil filler pipe, complete		1	
9/15/33033	258321	22	Oil return pipe, front, complete		1	
9/15/33351	246707		Elbow		1	
9/15/33352	227449		Flange		1	
9/15/33034	258322	23	Oil return pipe, rear, complete		1	
9/15/33351	246707		Elbow		1	
9/15/33352	227449		Flange		1	
9/15/33237	316148	26	Dipstick, complete		1	
9/15/33209	310137	27	Breather, complete		1	
9/15/33205	529159	36	Fuel filter bracket		1	
9/15/33014	258913	29	Joint		1	Sump to crankcase
9/15/33252	510785	30	Joint		2	
9/15/33250	258900	31	Joint		2	Sump to cover and flange
9/15/33035	227918	34	Air and oil separator		1	
9/15/33008	227919	35	Joint		2	Air and oil separator
	FB106/11D		Bolt, $\frac{3}{8}$ " dia. \times 1 $\frac{1}{8}$ " long, B.S.F.		2	
	FB106/27D		Bolt, $\frac{3}{8}$ " dia. \times 3 $\frac{3}{8}$ " long, B.S.F.		1	} Sump to timing case
	FN106/L		Nut, $\frac{3}{8}$ " dia., B.S.F., plain		3	
	X75962		Washer, $\frac{3}{8}$ " dia., Thackeray		3	
9/15/33255	522461	32	Joint		2	Oil return pipe flange to sump
9/15/33253	522462	33	Joint		2	Oil return pipe elbow to bottom cover
	FB106/9D		Bolt, $\frac{3}{8}$ " dia. \times 1 $\frac{1}{8}$ " long, B.S.F.		1	} Sump to timing case
	X75962		Washer, $\frac{3}{8}$ " dia., Thackeray		1	
	X75962		Washer, $\frac{3}{8}$ " dia., Thackeray		2	Filler lifting handle
9/15/33271	500097	37	Grooved pin, 2 $\frac{1}{2}$ " \times $\frac{3}{8}$ ", Mills type GP.2		1	
9/15/33285	246797	38	Spring		2	Oil filler cap
9/15/33270	246798	39	Anchor pin		1	

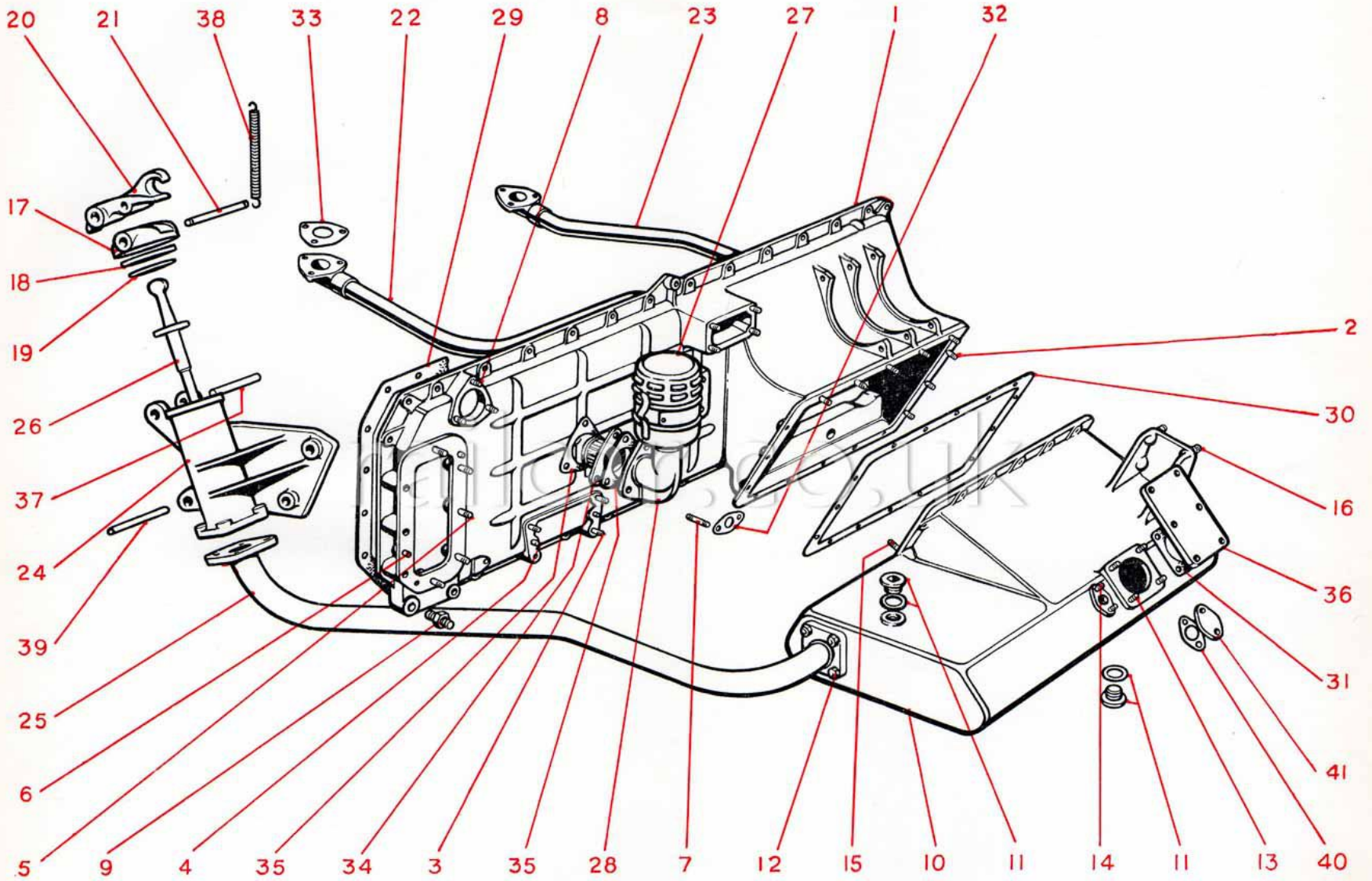
SUMP
Leyland PL.22531

B.R. Cat. No.	Leyland Basic Part No.	Illustrn. Ref. No.	Description	Used On	No. Reqd. Per Unit	Remarks
9/15/33251	102786	40	Joint		1	Sump to cover plate Sump to crankcase
	FB106/22D		Setscrew, $\frac{1}{8}$ " dia. \times $2\frac{3}{4}$ " long, B.S.F.		1	
	FB106/20D		Setscrew, $\frac{1}{8}$ " dia. \times $2\frac{1}{2}$ " long, B.S.F.		1	
	FB106/26D		Setscrew, $\frac{1}{8}$ " dia. \times $3\frac{1}{4}$ " long, B.S.F.		2	} Sump to seal housing
	X75962		Washer, $\frac{1}{8}$ " dia., Thackeray		4	
	FN106/L		Nut, $\frac{3}{8}$ " dia., B.S.F., plain		4	} Oil filler to filler pipe flange
	X75962		Washer, $\frac{1}{8}$ " dia., Thackeray		4	
9/15/33240	310141	28	Elbow		1	Breather
	184806		Nut, $\frac{5}{16}$ " dia., B.S.F., Simmonds		3	
9/15/33207	529063		Fuel pipe bracket		1	
	FB106/9D		Setscrew, $\frac{1}{8}$ " dia. \times $1\frac{1}{8}$ " long, B.S.F.		2	} Oil filler to cylinder head
9/15/33235	X75962		Washer, $\frac{1}{8}$ " dia., Thackeray		2	
	516656	41	Cover		1	

railcar.co.uk

Sump

R/ES.IA



TYPICAL ILLUSTRATION

B.R. Cat. No.	Leyland Basic Part No.	Illustn. Ref. No.	Description	Used On	No. Reqd. Per Unit	Remarks
Water Pump. R/EWP.I (Arrangement Part No. 529116)						
9/15/61554	540843		Casing, bearing housing and impeller, complete		1	
9/15/61560	529117		Casing, complete		1	
9/15/61563	511337	1	Casing		1	
9/15/61562	287174	2	Bush		1	
9/15/40109	256081	4	Stud, $\frac{5}{16}$ " dia. \times 2.125" long, B.S.F., special		1	
9/15/61565	232911	3	Stud, $\frac{5}{16}$ " dia. \times 1.1" long, B.S.F., special		6	
9/15/61570	222896	5	Stud, $\frac{5}{16}$ " dia. \times 2.75" long, B.S.F., special		2	
	FN105/L		Nut, $\frac{5}{16}$ " dia., B.S.F., plain		9	
	X75948		Washer, $\frac{5}{16}$ " dia., plain		9	
9/15/61580	511953		Bearing housing, complete		1	
9/15/61588	511341	14	Bearing housing		1	
9/15/61595	511344	6	Driving shaft		1	
9/43/3951	132229	7	Ball bearing, Hoffmann LS.9		1	
9/43/31252	218905	10	Roller bearing, Hoffmann RLS.9... ..		1	
9/15/61420	227698	8	Distance piece, outer		1	
9/15/61419	227699	9	Distance piece, inner		1	
9/15/61589	511345	11	Distance piece		1	
9/15/61584	235780	12	Circlip, 2" bore		1	
9/15/61585	511347	13	Driving gear		1	
9/15/61592	600054	15	Oil seal, Super CS5704 Syn-rubber M.2 type		1	
9/15/61427	266394	20	Water pump seal		1	
9/15/61602	505688	16	Joint		1	Bearing housing to water pump casing
9/15/61605	130792	17	Setscrew, $\frac{5}{16}$ " dia. \times 0.625" long, B.S.F., c'sk., special		2	Bearing housing to casing
9/15/61601	538693	19	Impeller		1	
9/15/61603	600057		Setscrew, $\frac{3}{16}$ " dia., \times 0.25" o/a, B.S.F., "Unbrako"		1	
9/15/61630	6972		Plug, $\frac{1}{2}$ " B.S.P.		1	} Water pump casing
9/15/35261	X42629		Washer, joint, copper		1	
9/15/61551	9545		Plug, $\frac{1}{4}$ " B.S.P.		1	
9/15/33052	146855		Washer, joint, copper		1	
9/15/61602	505688	21	Joint		1	Bearing housing to timing case
9/15/61613	528774	22	End cover		1	
9/15/61620	511340	23	Joint		1	End cover
9/15/61633	511343	24	By-pass tube		1	
9/15/61616	X21393	25	Hose, $1\frac{1}{2}$ " dia. \times 2 $\frac{1}{2}$ " long		2	
	33369	26	Jubilee clip, size 3		4	
9/15/61617	X41625	27	Hose, 2" dia. \times 3" long		1	
	33369	28	Jubilee clip, size 3		2	

WATER PUMP

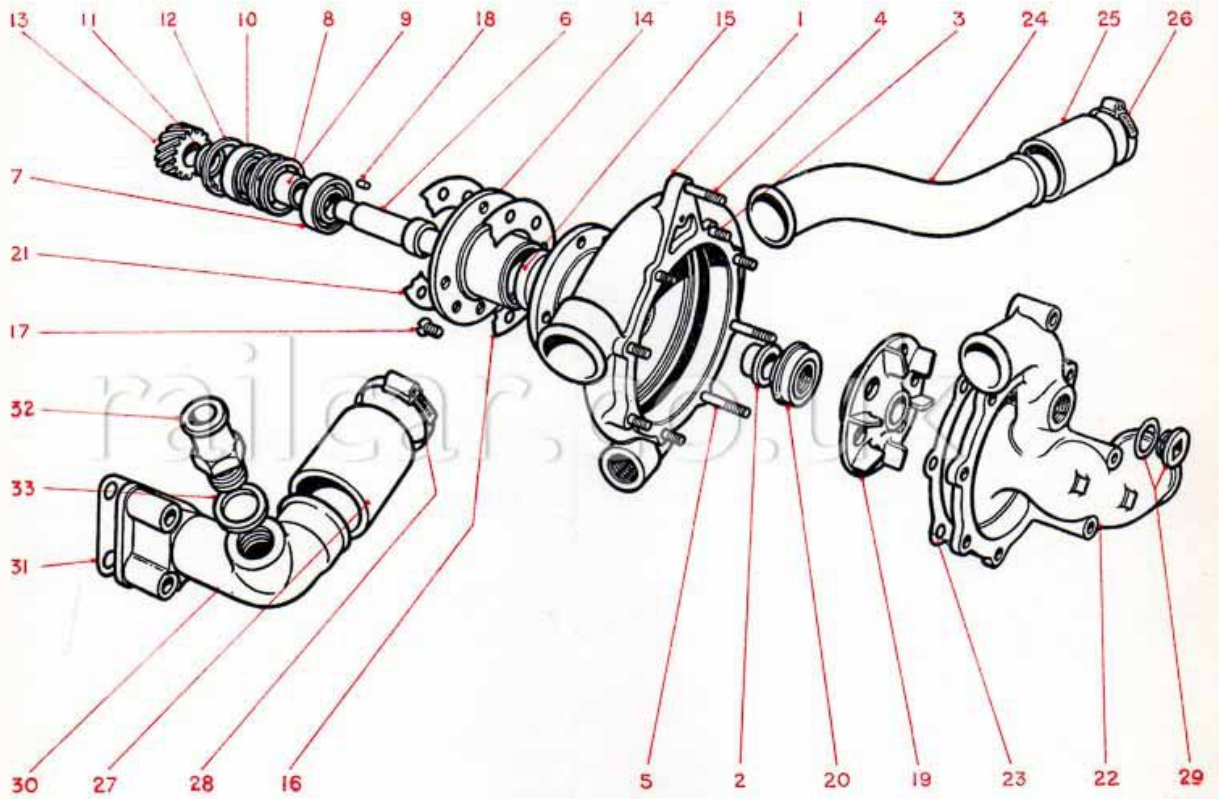
Leyland PL.22532

B.R. Cat. No.	Leyland Basic Part No.	Illustn. Ref. No.	Description	Used On	No. Reqd. Per Unit	Remarks
9/15/61624	13833	} 29	Plug, $\frac{3}{4}$ " B.S.P.			} Water inlet elbow
9/15/40126	185484		Washer, joint			
9/15/61615	540709	30	Water inlet elbow			
9/15/61623	511346	31	Joint			
9/15/61552	514010	32	Adapter			
9/15/40126	185484	33	Washer, joint			
9/15/61580	511953	34	Housing, water pump, bearing			
<p>NEW REPLACEMENT PARTS (See B.U.T. Service Bulletin No. 90)</p>						
9/15/61563	601574		Casing... ..			SCD 173/75
9/15/61595	601577		Driving shaft... ..			
9/15/61601	321548		Impeller			
9/15/84689	1634Z1		Water pump seal			
9/15/61659	601578		Seal housing			
9/15/61660	600727		Tab washer			
9/15/61661	600751		Locknut			
9/15/61662	601158		Insert			
9/15/61663	601159		'O' ring			
9/15/61664	60042		Woodruff key			

railcar.co.uk

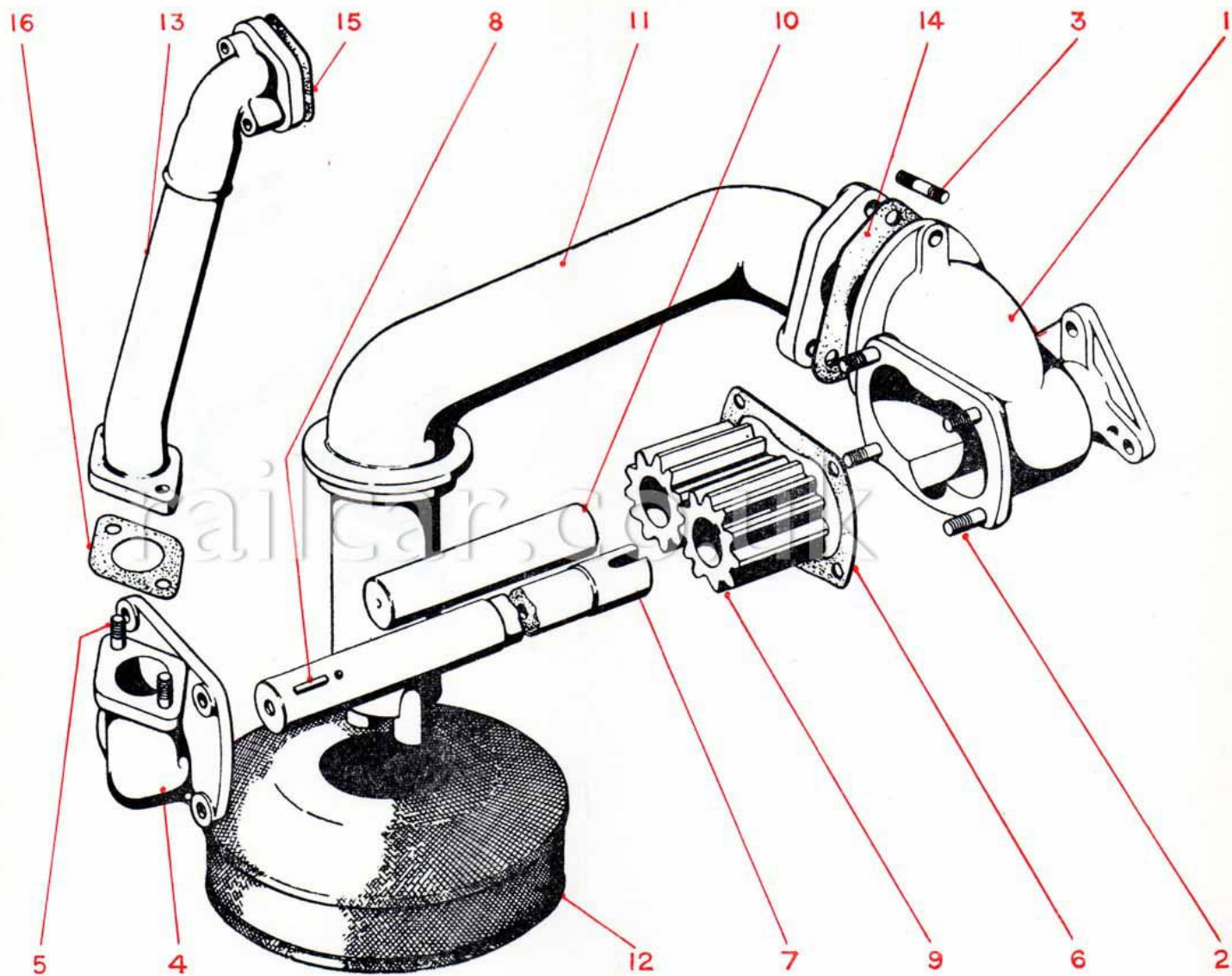
Water Pump

R/EWP.I



TYPICAL ILLUSTRATION

B.R. Cat. No.	Leyland Basic Part No.	Illustr. Ref. No.	Description	Used On	No. Reqd. Per Unit	Remarks
Oil Pump. R/EOP.I (Arrangement Part No. 315153)						
9/15/56210	245503		Oil pump, complete		1	
9/15/56213	245505	1	Pump body, complete		1	
9/15/56217	227694	2	Stud, $\frac{5}{16}$ " dia. \times $1\frac{1}{4}$ " long, B.S.F., special		4	} Cover to body
	FN405/L		Nut, $\frac{5}{16}$ " dia., B.S.F., slotted		4	
9/15/56217	227694	3	Stud, $\frac{5}{16}$ " dia. \times $1\frac{1}{4}$ " long, B.S.F., special		3	} Suction pipe to body
	FN405/L		Nut, $\frac{5}{16}$ " dia., B.S.F., slotted		3	
9/15/56218	245506		Pump cover, complete		1	
9/15/56219	236796	4	Pump cover		1	
9/15/56217	227694	5	Stud, $\frac{5}{16}$ " dia. \times $1\frac{1}{4}$ " long, B.S.F., special		2	
	FN405/L		Nut, $\frac{5}{16}$ " dia., B.S.F., slotted		2	
9/15/56221	227678	6	Joint		1	} Cover to body
9/15/56226	234757	7	Driving shaft		1	
	119182	8	Woodruff key, No. 6		1	
9/15/56220	227679	9	Oil pump gear		2	
9/15/56227	227681	10	Spindle, idler gear		1	
9/15/56204	236799	13	Delivery pipe, complete		1	
9/15/56231	237801		Elbow		1	
9/15/33352	227449		Flange		1	
9/15/56209	315154	11	Suction pipe		1	
9/15/56207	315155	12	Suction filter, complete		1	
9/15/56203	236798	14	Joint		1	} Suction pipe
9/15/33012	227450	15	Joint		1	
9/15/33012	227450	16	Joint		1	} Delivery pipe elbow
9/15/56232	309892		Setscrew, $\frac{1}{4}$ " dia. \times $\frac{3}{4}$ " long, B.S.F., special		3	
9/15/56200	235728		Bolt, $\frac{5}{16}$ " dia. \times 2" long, B.S.F., special		1	} Elbow to crankcase
9/15/43131	243562		Bolt, $\frac{5}{16}$ " dia. \times $1\frac{1}{4}$ " long, B.S.F., special		1	



TYPICAL ILLUSTRATION

FUEL INJECTION PUMP

Leyland PL.22534

B.R. Cat. No.	Leyland Basic Part No.	Illustn. Ref. No.	Description	Used On	No. Reqd. Per Unit	Remarks
<p>Fuel Injection Pump. R/EFP.IA (Arrangement Part No. 545815)</p>						
9/15/47301	314505	1	Fuel injection pump, complete, C.A.V. type		1	
9/15/47441			Fuel pump, NL 6F 80/160			
9/15/47303			Governor, GRWB.21			
9/15/47425			Feed pump, DFP.3/2S			
			Control lever, 7126/336			
9/15/42150	529218		Fuel injection pump drive housing, complete		1	
9/15/42151	528800	2	Fuel pump drive housing		1	
9/15/42025	170972	3	Oil seal, Super No. 1751		1	
9/15/33048	227836		Stud, $\frac{3}{8}$ " dia. x 1.50" long, B.S.F., special		3	
	FN106/L		Nut, $\frac{3}{8}$ " dia., B.S.F., plain		3	
	X75962		Washer, $\frac{3}{8}$ " dia., Thackeray		3	
9/15/42007	239307		Coupling, complete		1	
9/15/42009	239303	4	Coupling		1	
9/15/42011	X31724	5	Driving plate		6	
9/15/42012	238711	6	Sleeve		8	
9/15/42008	238851		Bolt, $\frac{3}{8}$ " dia. x $\frac{7}{8}$ " long, B.S.F., special ...		8	
	FN406/L		Nut, $\frac{3}{8}$ " dia., B.S.F., slotted		8	
	K5660		Split pin, $\frac{1}{16}$ " dia. x $\frac{7}{8}$ " long		8	
9/15/42010	239304	7	Adjusting plate		1	
9/15/42019	262910	8	Driving gear		1	
9/15/42020	257695	9	Bearing housing		1	
9/43/3410	192680	10	Ball bearing, Hoffmann XLS.2 $\frac{1}{4}$ "		1	
9/43/30656	233025	11	Roller bearing, Hoffmann RXLS.2 $\frac{1}{4}$ "		1	
9/15/42022	234897	12	Distance piece, outer		1	
9/15/42021	234898	13	Distance piece, inner		1	
9/15/42018	219242	14	Circlip, Seeger 3 $\frac{1}{2}$ " internal		1	
9/15/42017	227899	15	Circlip, Seeger 2 $\frac{1}{4}$ " external		1	
9/15/42137	544969	44	Solenoid bracket, complete		1	
9/15/46666	542532	17	Bleeder pipe, complete		1	
9/15/46720	274656	19	Oil level pipe, complete		1	
9/15/46662	545030	16	Inlet pipe, adapter to feed pump, complete		1	
9/15/46780	546529	18	Fuel supply pipe, tee-piece to pump, complete		1	
9/15/46681	538626	20	Pipe No. 1 injection, complete		1	} Pump to bracket
9/15/46682	542528	21	Pipe No. 2 injection, complete		1	
9/15/46683	542529	22	Pipe No. 3 injection, complete		1	
9/15/46684	538627	23	Pipe No. 4 injection, complete		1	
9/15/46686	538628	24	Pipe No. 5 injection, complete		1	
9/15/46688	538629	25	Pipe No. 6 injection, complete		1	

FUEL INJECTION PUMP

Leyland PL.22534

B.R. Cat. No.	Leyland Basic Part No.	Illustn. Ref. No.	Description	Used On	No. Reqd. Per Unit	Remarks
9/15/46670	538630	26	Pipe No. 1 injection, complete		1	} Bracket to nozzle
9/15/46672	538631	27	Pipe No. 2 injection, complete		1	
9/15/46673	538632	28	Pipe No. 3 injection, complete		1	
9/15/46674	538633	29	Pipe No. 4 injection, complete		1	
9/15/46675	538634	30	Pipe No. 5 injection, complete		1	
9/15/46677	538635	31	Pipe No. 6 injection, complete		1	
9/15/46709	546525	34	Leak-off pipe, complete		1	
9/15/42103	184718		Ball joint, complete		2	
9/15/42180	259718	32	Gravity vent valve, complete		1	
9/15/42158	543766	48	Lever, complete		1	
9/15/46760	546524		Tee-piece, complete		1	
9/15/42125	506872	35	Fuel pump bracket		1	} Fuel pump bracket
9/15/42031	258598	36	Joint		1	
	FB106/64D		Bolt, $\frac{1}{8}$ " dia. \times 8" long, B.S.F.		2	} Pump to bracket
	FB106/17D		Bolt, $\frac{1}{8}$ " dia. \times 2 $\frac{1}{8}$ " long, B.S.F.		2	
	FN106/L		Nut, $\frac{1}{8}$ " dia., B.S.F., plain		4	
	X75962		Washer, $\frac{3}{8}$ " dia., Thackeray		4	
9/15/42140	241786	37	Timing bracket		1	} Fuel pump
9/15/42015	239302	38	Flywheel		1	
	FS105/6D		Setscrew, $\frac{5}{16}$ " dia. \times $\frac{3}{4}$ " long, B.S.F.		2	} Adjusting plate to flywheel
	X75919		Washer, $\frac{5}{16}$ " dia., plain, bright		2	
	X75948		Washer, $\frac{5}{16}$ " dia., Kolok		2	
9/15/42014	238710	39	Coupling flange		1	} Injection pipes
	119182		Woodruff key, B.S.60		1	
	FN408/L		Nut, $\frac{1}{2}$ " dia., B.S.F., slotted		1	
	X75922		Washer, $\frac{1}{2}$ " dia., plain, bright		1	
	K5674		Split pin, $\frac{3}{32}$ " dia. \times 1 $\frac{1}{4}$ " long		1	
9/15/42130	529064	40	Support bracket		1	} Bracket
9/15/42058	273284	41	Union		6	
9/15/42033	273321		Locknut, 14 mm., special		6	} Bearing housing to drive housing
9/15/34086	258599	42	Joint		1	
9/15/42030	257694	43	Joint		1	} Drive housing to sump
	FB106/26D		Bolt, $\frac{3}{8}$ " dia. \times 3 $\frac{1}{4}$ " long, B.S.F.		1	
	X75962		Washer, $\frac{3}{8}$ " dia., Thackeray		1	} Fuel pump bracket and sump to crankcase
9/15/46722	227545		Clip, counterbored hole		4	} Injection pipes
9/15/46723	227546		Clip, tapped hole		4	
9/15/42052	233427		Setscrew, $\frac{1}{4}$ " dia. \times $\frac{5}{8}$ " long, B.S.F., ch. hd		8	} Clips
9/15/42160	262260	46	Cover plate		1	
9/15/34086	258599	47	Joint		1	} Compressor housing
	FS105/10D		Setscrew, $\frac{5}{16}$ " dia. \times 1 $\frac{1}{4}$ " long, B.S.F.		3	
	FB105/37D		Bolt, $\frac{5}{16}$ " dia. \times 4 $\frac{5}{8}$ " long, B.S.F.		1	} Cover plate to housing
	FB105/32D		Bolt, $\frac{5}{16}$ " dia. \times 4" long, B.S.F.		4	
	FB105/21D		Bolt, $\frac{5}{16}$ " dia. \times 2 $\frac{5}{8}$ " long, B.S.F.		1	
	FN105/L		Nut, $\frac{5}{16}$ " dia., B.S.F., plain		6	
	X75961		Washer, $\frac{5}{16}$ " dia., Thackeray		9	
9/15/84100	540815	45	Solenoid, C.A.V. type 263-37M (24 v.)		1	} Solenoid to bracket
	FS105/4D		Setscrew, $\frac{5}{16}$ " dia. \times $\frac{1}{2}$ " long, B.S.F.		4	
	X75948		Washer, $\frac{5}{16}$ " dia., Kolok		4	} Bracket to sump
	FS106/6D		Setscrew, $\frac{3}{8}$ " dia. \times $\frac{3}{4}$ " long, B.S.F.		2	
	X75949		Washer, $\frac{3}{8}$ " dia., Kolok		2	

FUEL INJECTION PUMP

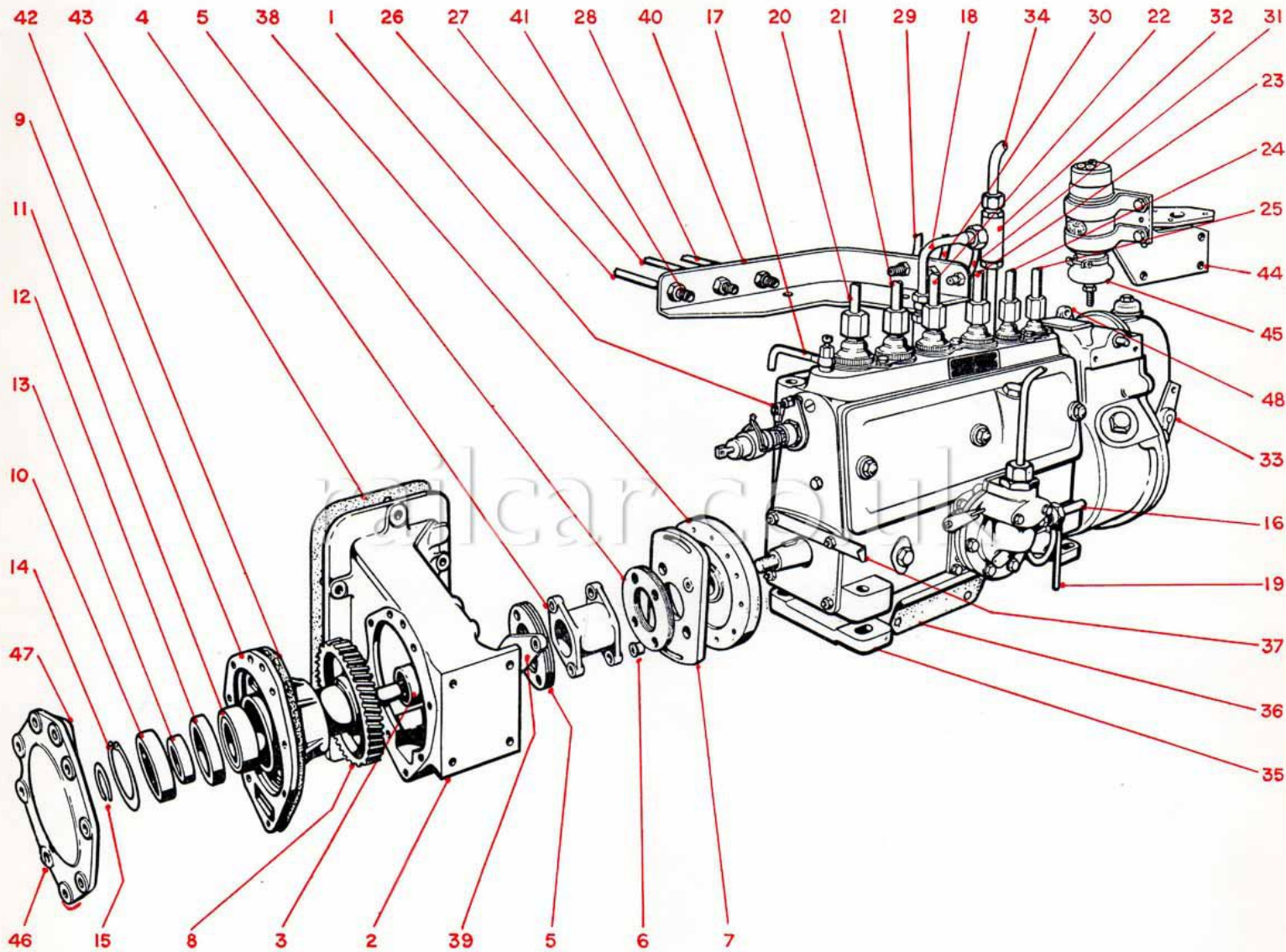
Leyland PL.22534

B.R. Cat. No.	Leyland Basic Part No.	Illustrn. Ref. No.	Description	Used On	No. Reqd. Per Unit	Remarks
9/15/42155	170698		Jaw end		1	} Solenoid to stop lever
	FN204/L		Locknut, $\frac{1}{4}$ " dia., B.S.F.		1	
9/15/42161	13323		Pin		1	} Bleeder pipe to inner sump
	K5670		Split pin, $\frac{3}{32}$ " dia. \times $\frac{3}{4}$ " long		1	
	FS105/5D		Setscrew, $\frac{5}{16}$ " dia. \times $\frac{5}{8}$ " long, B.S.F.		1	
	X75961		Washer, $\frac{5}{16}$ " dia., Thackeray		1	
9/15/42170	529169		Throttle control rod			
	FN205/L		Locknut, $\frac{5}{16}$ " dia., B.S.F.		2	} Ball joints
	FN105/L		Nut, $\frac{5}{16}$ " dia., B.S.F., plain		2	
	X75961		Washer, $\frac{5}{16}$ " dia., Thackeray		2	
9/75/1620	529352		T.D.R. inlet adapter, C.A.V. type 7092/78A		1	
9/15/42100	304336		Adapter		1	} Fuel inlet
	X40536		Locknut, $\frac{3}{8}$ " gas		1	
9/15/42181	X75911		Washer, $\frac{1}{16}$ " dia., shakeproof		1	} Tee-piece for pipe filter to tee-piece
9/15/33041	233512		Adapter		1	
9/15/33051	X42628		Washer, joint, copper		1	
9/15/40021	131347		Washer, joint, copper		1	Gravity vent valve

railcar.co.uk

Fuel Injection Pump

R/EFP.IA



TYPICAL ILLUSTRATION

INJECTORS
Leyland PL.22535

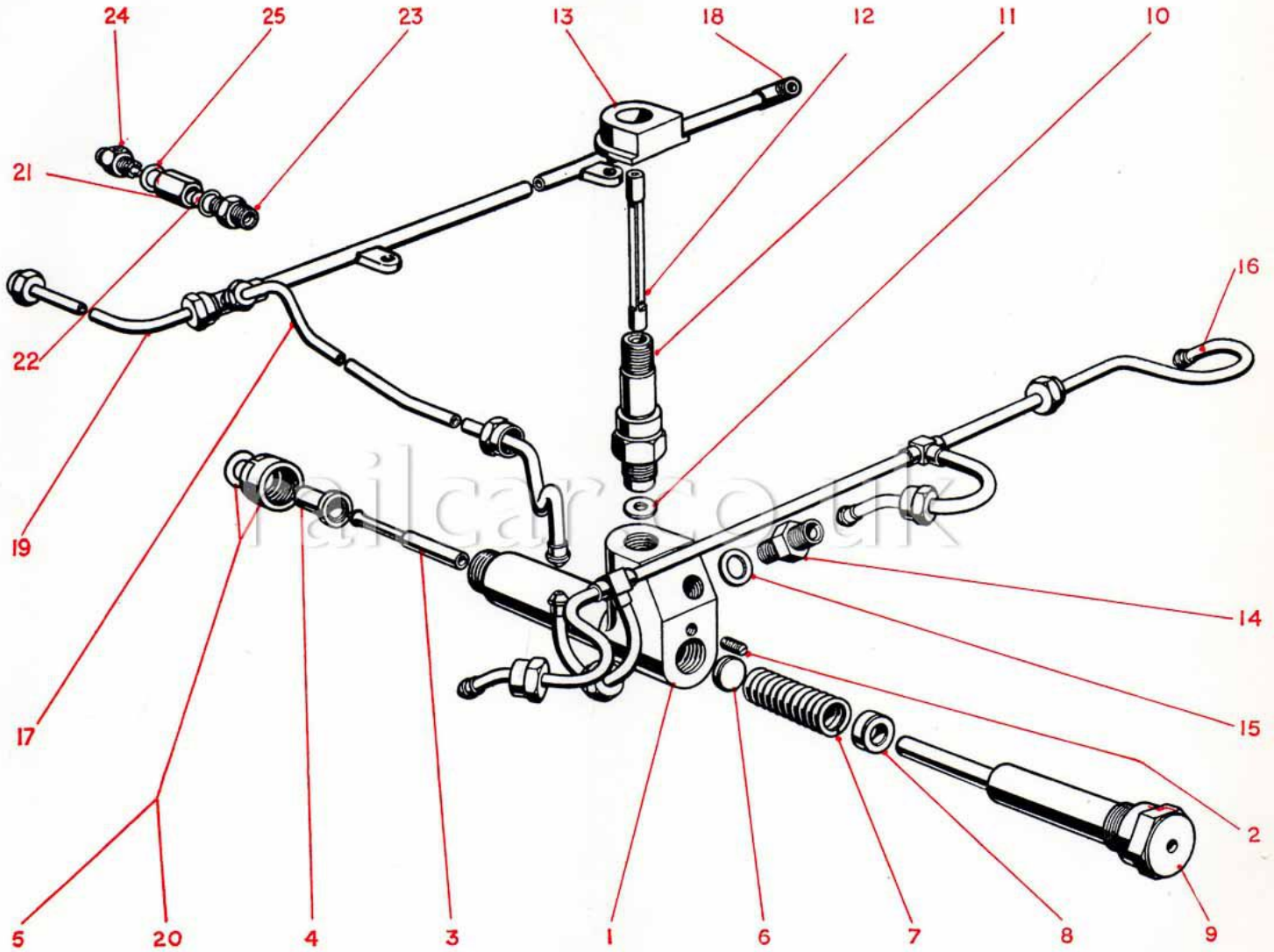
B.R. Cat. No.	Leyland Basic Part No.	Illust. Ref. No.	Description	Used On	No. Reqd. Per Unit	Remarks
Injectors. R/N.I (Arrangement Part No. 529184)						
9/15/41753	293540		Injector, complete		6	
9/15/41755	267600		Injector holder and needle valve, complete		6	
9/15/41756	227941	1	Injector holder		6	
9/15/41757	241462	2	Screw, No. 5 B.A. x .98" long, steel, cheese head		6	
9/15/41758	267596	3	Needle valve		6	
9/15/41761	293961	4	Nozzle		6	
9/15/41762	X89721	5	Locknut, special		6	
9/15/59829	X20508	6	Washer, special		6	Spring
9/15/41765	X15108	7	Valve spring		6	
9/15/41788	238191	8	Spring adjustment washer		6	
9/15/41763	227942	9	Injector plug		6	
9/15/41766	X15116	10	Washer, joint		6	Inlet adapter
9/15/41754	232427	11	Inlet adapter		6	
9/15/41760	226721	12	Fuel filter		6	
9/15/41764	231931	13	Oil seal		6	
9/15/33027	231256	14	Leak-off adapter		6	
9/15/35158	145565	15	Washer, joint		6	Leak-off adapter
9/15/41770	191588	20	Washer, seating injector		6	
9/15/46715	232432	16	Pipe, leak-off, complete		2	
9/15/46664	542559	17	Pipe, adapter, to leak-off gallery, complete		2	
9/15/46718	542314	18	Pipe, leak-off gallery, complete		1	
9/15/46719	540828	19	Extension pipe, leak-off gallery, complete		1	
9/15/41775	540829		Non-return valve, complete		1	
9/15/41776	267540	21	Valve body		1	
9/15/41783	267582	22	Valve		1	
9/15/41781	267579	23	Valve seat		1	
9/15/41779	540813	24	Valve outlet		1	
9/15/33051	X42628	25	Washer, special		2	
9/15/59830	X20508/9		Washer, injector adjustment, 0.0925" thick		}	Spring, solid
9/15/59831	X20508/10		Washer, injector adjustment, 0.0945" thick			
9/15/59832	X20508/1		Washer, injector adjustment, 0.0965" thick			
9/15/59833	X20508/3		Washer, injector adjustment, 0.0985" thick			
9/15/59834	X20508/5		Washer, injector adjustment, 0.1005" thick			
9/15/59835	X20508/6		Washer, injector adjustment, 0.1020" thick			
9/15/59836	X20508/7		Washer, injector adjustment, 0.1040" thick			
9/15/59837	X20508/8		Washer, injector adjustment, 0.1060" thick			
9/15/59853	X20508/11		Washer, injector adjustment, 0.1080" thick			
9/15/59851	X20508/2		Washer, injector adjustment, 0.975" thick			
9/15/59852	X20508/4		Washer, injector adjustment, 0.995" thick			
9/15/59840	238191/103		Washer, injector adjustment, 0.104" thick		}	Spring, with hole
9/15/59841	238191/113		Washer, injector adjustment, 0.114" thick			
9/15/59842	238191/123		Washer, injector adjustment, 0.122" thick			

INJECTORS

Leyland PL.22535

B.R. Cat. No.	Leyland Basic Part No.	Illustn. Ref. No.	Description	Used On	No. Reqd. Per Unit	Remarks
9/15/59843	238191/133		Washer, injector adjustment, 0.134" thick			} Spring, with hole
9/15/59844	238191/143		Washer, injector adjustment, 0.144" thick			
9/15/59845	238191/153		Washer, injector adjustment, 0.154" thick			
9/15/59846	238191/163		Washer, injector adjustment, 0.164" thick			
9/15/59847	238191/173		Washer, injector adjustment, 0.174" thick			
9/15/59848	238191/183		Washer, injector adjustment, 0.184" thick			
9/15/59849	238191/193		Washer, injector adjustment, 0.194" thick			
9/15/59854	X20508/12		Washer, injector adjustment, 0.1100" thick			} Spring, solid
9/15/59855	X20508/13		Washer, injector adjustment, 0.1120" thick			
9/15/59856	X20508/14		Washer, injector adjustment, 0.1140" thick			
9/15/59865	267596/2501		Needle valve, .2501" oversize			
9/15/59866	267596/2502		Needle valve, .2502" oversize			
9/15/59867	267596/2503		Needle valve, .2503" oversize			
9/15/59868	267596/2504		Needle valve, .2504" oversize			
9/15/59869	267596/2505		Needle valve, .2505" oversize			
9/15/59870	267596/2506		Needle valve, .2506" oversize			
9/15/59871	267596/2507		Needle valve, .2507" oversize			
9/15/59872	267596/2508		Needle valve, .2508" oversize			
9/15/59873	267596/2509		Needle valve, .2509" oversize			
9/15/59874	267596/2510		Needle valve, .2510" oversize			

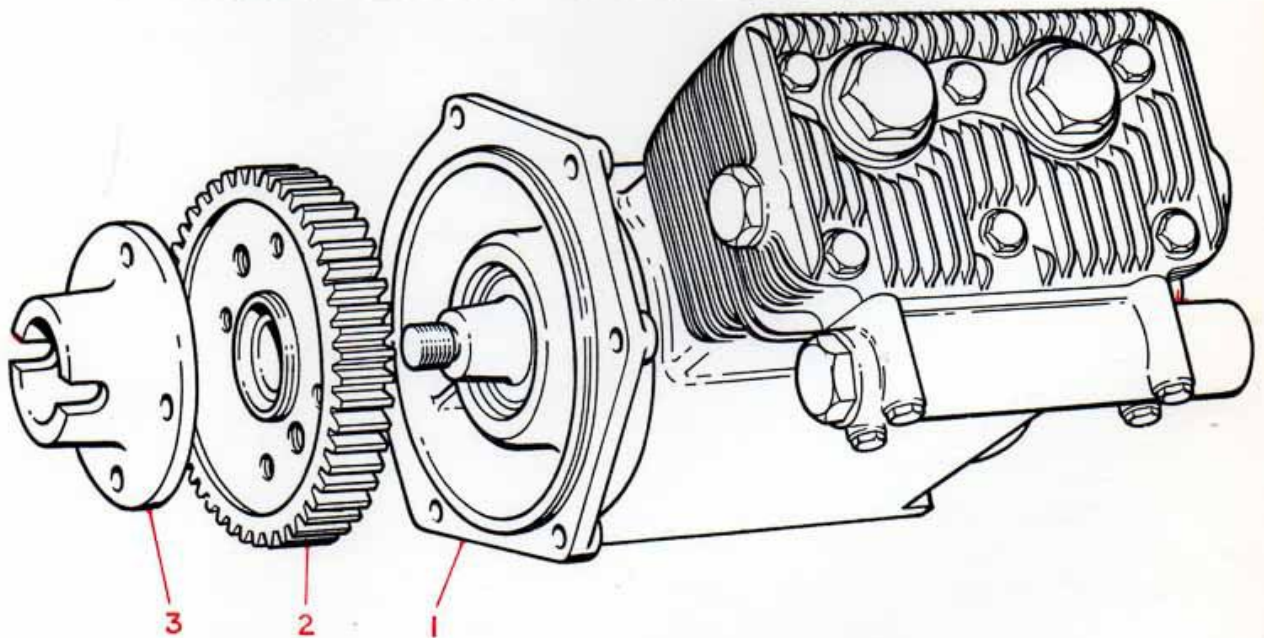
railcar.co.uk



TYPICAL ILLUSTRATION

COMPRESSOR
Leyland PL.22536

B.R. Cat. No.	Leyland Basic Part No.	Illustr. Ref. No.	Description	Used On	No. Reqd. Per Unit	Remarks
Compressor. R/ECR.I (Arrangement Part No. 529160)						
9/15/34100	528605	1	Compressor, Clayton Dewandre type PCGA246		1	
9/15/34345	529033	2	Driving gear		1	
9/15/34281	529034	3	Drive adapter		1	
9/15/34346	303533		Setscrew, $\frac{5}{16}$ " dia. \times $\frac{7}{8}$ " long, B.S.F., special		4	Adapter to gear
9/15/34007	239504		Banjo bolt		1	
9/15/33052	146855		Washer, joint		2	
9/15/34348	529162		Pipe, oil supply, complete		1	
9/15/34347	528603		Joint		1	Compressor to housing
9/15/34282	229524		Adapter (in crankcase)		1	} Oil supply
9/15/34381	233560/50		Washer, joint		1	
9/15/34090	9749		Plug, oil supply		1	
9/15/34280	529161		Compressor, complete		1	

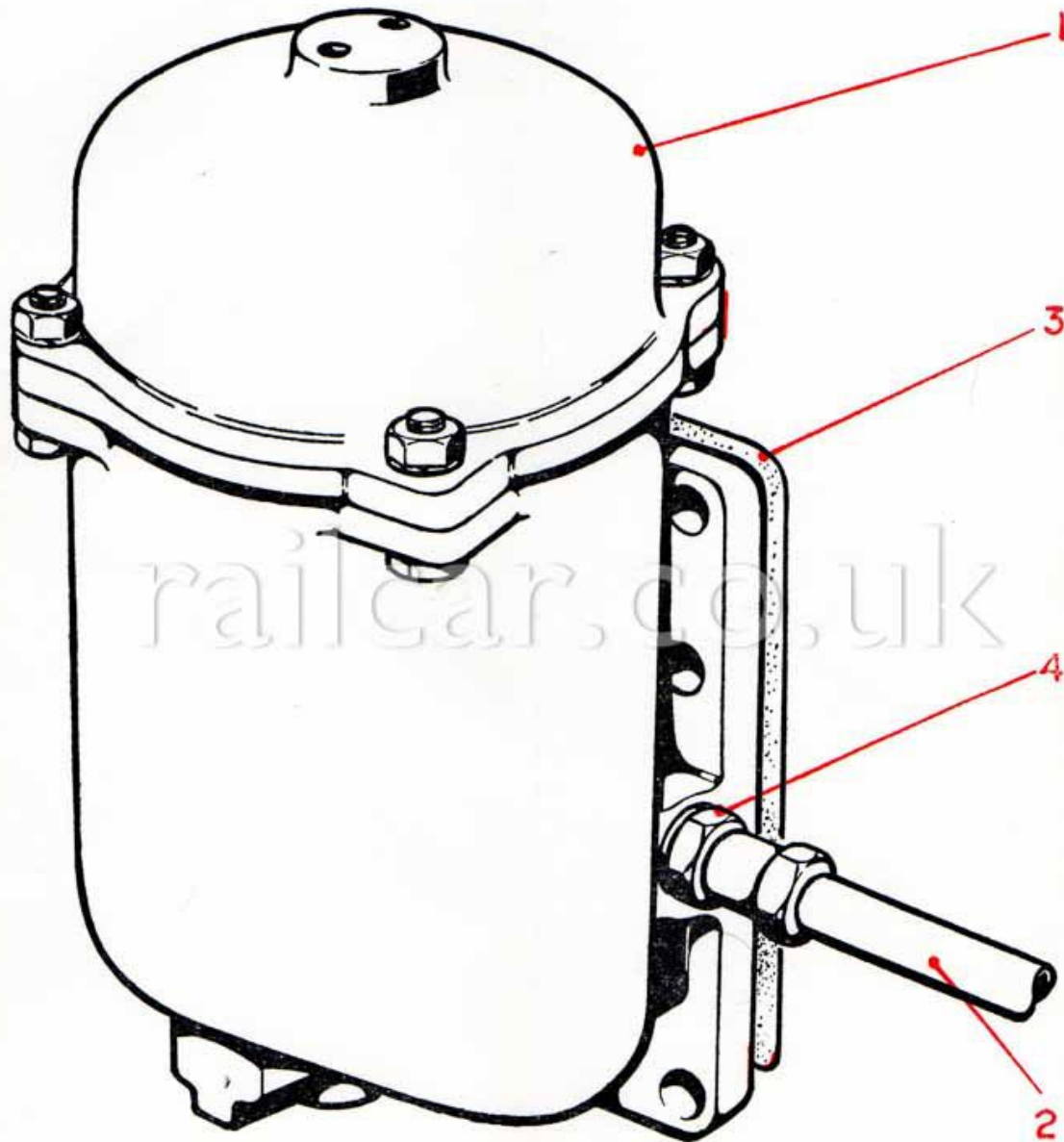


TYPICAL ILLUSTRATION

OIL FILTER
Leyland PL.22537

B.R. Cat. No.	Leyland Basic Part No.	Illustn. Ref. No.	Description	Used On	No. Reqd. Per Unit	Remarks
Oil Filter. R/EOF.I (Arrangement Part No. 529219)						
9/15/55246	519002	1	Oil filter, complete, Glacier GF.2 ...		1	
9/15/55248	529220	2	Oil supply pipe, complete ...		1	} Oil supply pipe
9/15/55247	519077	3	Joint, filter to sump ...		1	
9/15/33041	233512	4	Adapter ...		1	} Oil pipe to rear mounting plate
9/15/33051	X42628		Washer, joint, copper ...		1	
	FS106/6D		Setscrew, $\frac{3}{8}$ " dia. \times $\frac{3}{4}$ " long, B.S.F. ...		1	
	X75962		Washer, $\frac{3}{8}$ " dia., Thackeray ...		1	

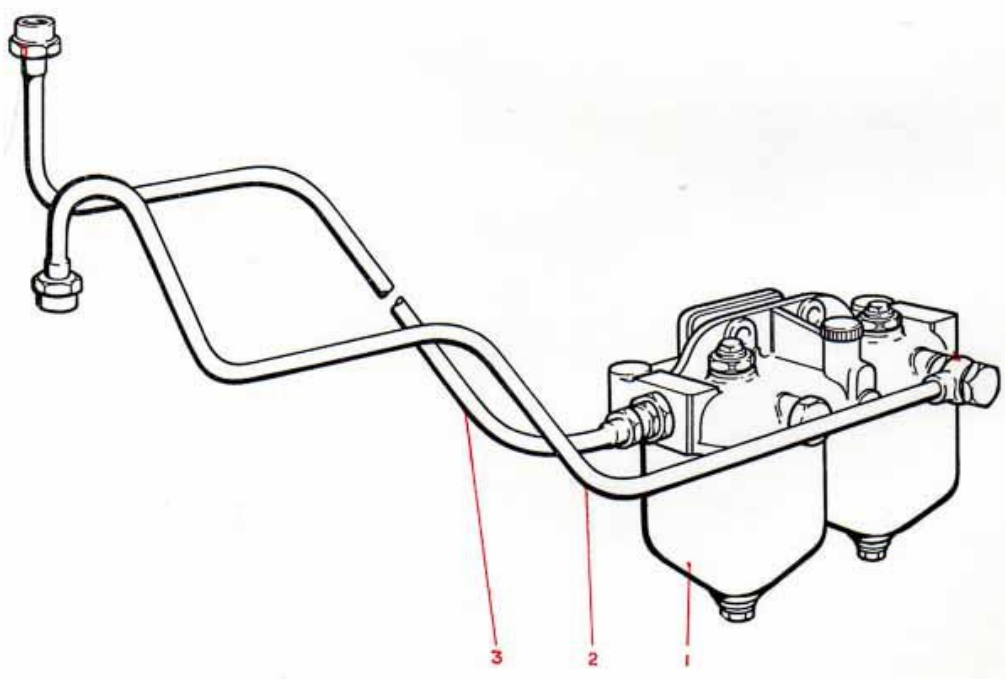
railcar.co.uk



TYPICAL ILLUSTRATION

FUEL FILTER
Leyland PL.22538

B.R. Cat. No.	Leyland Basic Part No.	Illustn. Ref. No.	Description	Used On	No. Reqd. Per Unit	Remarks
Fuel Filter. R/EFF.1 (Arrangement Part No. 529191)						
9/15/46081	529192	1	Fuel filter, C.A.V. type 2F3/13L		1	
9/15/46175	529350		Banjo bolt, C.A.V. type 7027/13C		1	
9/15/46183	529351		Washer, C.A.V. type 5339/988		2	
9/75/1620	529352		T.D.R. outlet adapter, C.A.V. type 7092/78A		1	
9/75/8380	529353		Washer, C.A.V. type 5339/308		2	
9/15/46180	529354		Vent plug, C.A.V. type 7097/81C		1	
9/15/46690	529193	2	Pipe, feed pump to filter, complete		1	
9/15/46700	546526	3	Pipe, filter to fuel pump tee-piece, complete		1	
	FB107/20D		Bolt, $\frac{7}{16}$ " dia. \times $2\frac{1}{2}$ " long, B.S.F.		2	
	FN107/L		Nut, $\frac{7}{16}$ " dia., B.S.F., plain		2	
	X75950		Washer, $\frac{7}{16}$ " dia., Kolok		2	
9/15/46163	236534		Clip, fuel filter pipes and fuel inlet pipe to feed pump		4	
	FB104/10D		Bolt, $\frac{1}{4}$ " dia. \times $1\frac{1}{4}$ " long, B.S.F.		2	
	FN104/L		Nut, $\frac{1}{4}$ " dia., B.S.F., plain		2	
	X75918		Washer, $\frac{1}{4}$ " dia., plain, bright		2	
	X75947		Washer, $\frac{1}{4}$ " dia., Kolok		2	



TYPICAL ILLUSTRATION

ANCILLARY EQUIPMENT

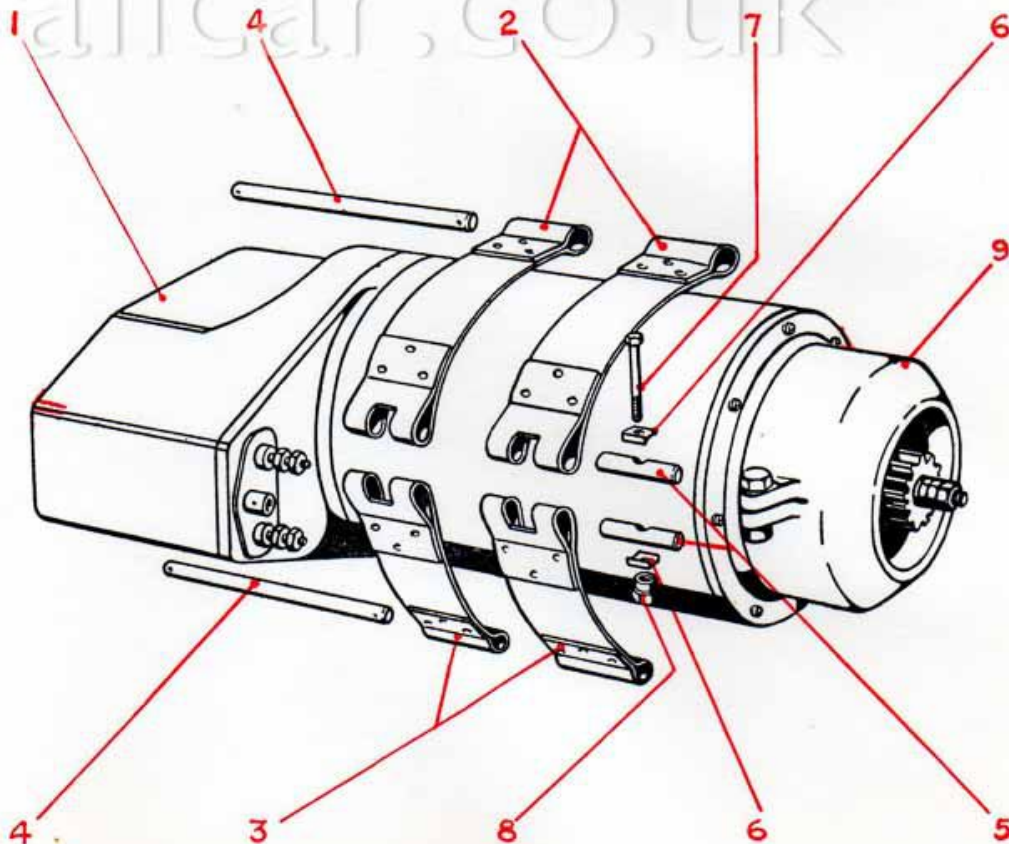
Leyland PL.22539

B.R. Cat. No.	Leyland Basic Part No.	Illustrn. Ref. No.	Description	Used On	No. Reqd. Per Unit	Remarks
Ancillary Equipment. R/EAE.IA (Arrangement Part No. 545816)						
9/15/58305	529262		Generator, Smiths type MDG 23/4 ...		1	Generator
9/15/58307	534514		Joint		1	
9/15/65662	545274		Engine connection cable, complete ...		1	
9/15/65663	545272		Niphan plug, Simmonds & Stokes 678/AS/ 10 INS		1	
9/15/65664	130700		Grub screw, steel, No. 2 B.A. x 0.375" o/a		1	
	545012		Conduit and clips, complete		1	
9/15/65665	545271		Niphan socket, Simmonds & Stokes 678/ AS/10 INS		1	Solenoid bracket
9/15/65666	520022/8		Ringlock bush, 1/2" dia.		1	} Socket to solenoid bracket
	255809		Screw, 2 B.A. x 5/8" long		3	
	X40849		Nut, 2 B.A., plain		3	
	X75946		Washer, 3/8" dia., Kolok		3	
	545015		Conduit		1	
	180887		Brass end, G.E.C. type C6422		1	
	230062		Elbow, 5/8" conduit, G.E.C. type C4192 ...		3	
	180888		Locknut, 5/8" conduit		6	
	180889		Coupling, 5/8" conduit		1	
9/15/65667	545013		Screwed end, niphan socket		1	} Oil pressure switches Solenoid Tacho. generator
9/15/65668	545014		Screwed end, elbow		2	
	545058		Cable, 35/-012 single core, 7" long, approx.		2	
	545059		Cable, 35/-012" single core, 9" long, approx.		2	
	545060		Cable, 35/-012" single core, 16" long, approx.		2	
	545061		Cable, 35/-012" single core, 48" long, approx.		2	
9/15/65669	264740/131		Plain plastic sleeve, Hellerman		8	
	515341/6		Rubber sleeves, Hellerman type No. 3 ...		4	Niphan socket
	515341/6		Rubber sleeves, Hellerman type No. 3 ...		5	Niphan plug
	294316		Terminals, 2 B.A.		2	M type generator
9/15/58310	145063		Terminal		2	} Starter motor
9/15/58303	204313		Terminal cover		2	
9/15/84756	545275		Engine cable and niphan socket, complete...		2	

STARTER MOTOR

Leyland PL.22540

B.R. Cat. No.	Leyland Basic Part No.	Illustn. Ref. No.	Description	Used On	No. Reqd. Per Unit	Remarks
Starter Motor. R/SM.IA (Arrangement Part No. 317232)						
9/15/75510	314669	1	Starter motor, C.A.V. type U624A-3 ...		1	
9/15/75498	51101	2	Strap, long		2	
9/15/75499	66831	3	Strap, short		2	
9/15/75496	120054	4	Spindle		2	
	K5681		Split pin, $\frac{1}{8}$ " dia. \times $1\frac{1}{8}$ " long		4	
9/15/37624	50572	5	Pin, strap		4	
9/15/37630	X70245	6	Saddle washer, special		4	
	X70270	7	Bolt, $\frac{3}{16}$ " dia. \times 3" long, B.S.F.		2	
	X63521	8	Nut, $\frac{5}{16}$ " dia., B.S.F., slotted		2	
9/15/75492	513894	9	Pinion cover		1	
	FB105/11D		Pinch bolt, $\frac{5}{16}$ " dia. \times $1\frac{3}{8}$ " long, B.S.F.		1	
	FN105/L		Nut, $\frac{5}{16}$ " dia., B.S.F., plain		1	
	X75961		Washer, $\frac{5}{16}$ " dia., Thackeray		1	



TYPICAL ILLUSTRATION

RIGHT ANGLE DRIVE

Leyland PL.22541

B.R. Cat. No.	Leyland Basic Part No.	Illustn. Ref. No.	Description	Used On	No. Reqd. Per Unit	Remarks
<p>Right Angle Drive. R/RAD.IA (Arrangement Part No. 529259)</p>						
9/15/37650	319434		Right angle drive, complete		1	
9/15/37659	529048	1	Casing, complete		1	
9/15/37661	528740		Casing		1	
9/15/35219	222910		Stud, $\frac{3}{8}$ " dia. \times $1\frac{1}{2}$ " long, B.S.F., special		6	Input facing
9/15/37663	274863	2	Stud, $\frac{3}{8}$ " dia. \times 1.80" long, B.S.F., special		4	Casing to bracket
9/15/37720	222911		Stud, $\frac{3}{8}$ " dia. \times $1\frac{5}{8}$ " long, B.S.F., special		6	Output facing
9/15/37740	315952	3	Plug		1	
9/15/40021	131347		Washer, joint		1	
	X75925		Washer, $\frac{3}{4}$ " plain, bright		1	
9/15/37536	528745	4	End cap, dished, $3\frac{5}{8}$ " o/dia.		4	
	FS104/4D	5	Setscrew, $\frac{1}{4}$ " dia. \times $\frac{1}{2}$ " long, B.S.F.		4	
	X75918			Washer, $\frac{1}{4}$ " dia., plain, bright		4
9/15/37562	528746	6	Joint, end cap, $3\frac{3}{8}$ " o/dia.		1	
9/15/37710	528757	7	Output shaft		1	
9/15/37735	528748	8	Output shaft bevel wheel		1	
9/15/37685	529377		Key, 0-625" long		1	
9/43/31265	64012	9	Roller bearing, Hoffmann RLS.10		1	
9/15/37570	528749	10	Roller bearing locknut... ..		1	
9/43/5279	2460	11	Ball bearing, Hoffmann MS.10... ..		1	
9/15/37672	528750	12	Housing		1	
9/15/37711	528762/1		Shim, .0025"		as reqd.	
9/15/37712	528762/2		Shim, .005"		as reqd.	
9/15/37713	528762/3		Shim, .010"		as reqd.	
9/15/37538	528751	13	End cap, $4\frac{3}{8}$ " o/dia.		1	
9/15/37563	528752	14	Joint, end cap, $4\frac{3}{8}$ " o/dia.		2	
	FN106/L		Nut, $\frac{3}{8}$ " dia., B.S.F., plain		6	
	X75949		Washer, $\frac{3}{8}$ " dia., Kolok		6	
9/15/37705	529288	15	Oil seal, Gaco No. MIS.17		1	
9/15/37703	528753	16	Oil seal ring		1	
9/15/37670	528755	17	Flange		1	
9/15/37686	529378		Flange key		1	
	FN410/L	18	Nut, $\frac{3}{8}$ " dia., B.S.F., slotted		1	
	K5680			Split pin, $\frac{1}{8}$ " dia. \times 1" long		1
9/15/37673	528756	19	Housing, input shaft		1	
	FN106/L		Nut, $\frac{3}{8}$ " dia., B.S.F., plain		6	
	X75949		Washer, $\frac{3}{8}$ " dia., Kolok		6	
9/15/37709	528747	20	Input shaft		1	
9/15/37735	528748	21	Input shaft bevel wheel		1	
9/15/37685	529377		Key, 0-625" long		1	
9/43/5279	2460	22	Ball bearing, Hoffmann MS.10		2	
9/15/37717	528758	23	Spacer, long		1	
9/15/37540	528759	24	End cap, 5" o/dia.		1	
9/15/37564	528760	25	Joint, end cap, 5" o/dia.		1	
	FS104/7D		Setscrew, $\frac{1}{4}$ " dia. \times $\frac{7}{8}$ " long, B.S.F.		6	

RIGHT ANGLE DRIVE

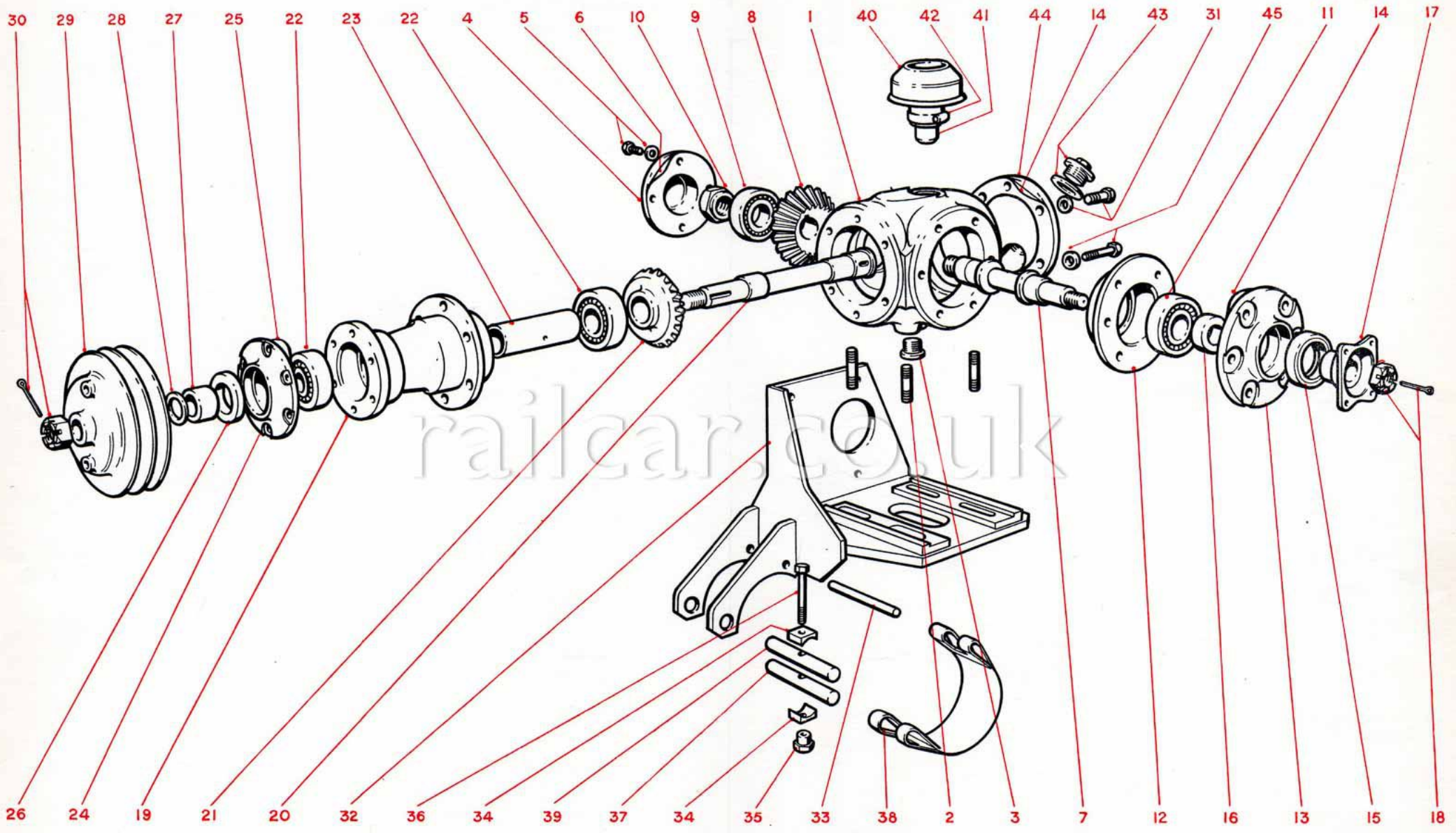
Leyland PL.22541

B.R. Cat. No.	Leyland Basic Part No.	Illustr. Ref. No.	Description	Used On	No. Reqd. Per Unit	Remarks	
9/15/37705	X75947		Washer, $\frac{1}{4}$ " dia., Kolok ...		6		
9/15/37704	529288	26	Oil seal, Gaco No. MIS.17 ...		1		
9/15/37718	528754	27	Oil seal ring ...		1		
9/15/37702	528761	28	Spacer ...		1		
9/15/37687	317769	29	Pulley ...		1		
	529379		Key, 0.875" long ...		1		
	FN412/L	} 30	Nut, $\frac{3}{4}$ " dia., B.S.F., slotted ...		1	} Casing	
	K5700		Split pin, $\frac{5}{32}$ " dia. \times $1\frac{3}{4}$ " long ...		1		
	FN106/L		Nut, $\frac{9}{16}$ " dia., B.S.F., plain ...		4		
	X75949		Washer, $\frac{9}{16}$ " dia., Kolok ...		4		
	FS106/7D	} 31	Setscrew, $\frac{3}{16}$ " dia. \times $\frac{7}{8}$ " long, B.S.F. ...		5		
	X75949		Washer, $\frac{9}{16}$ " dia., Kolok ...		6		
	X75925		Washer, $\frac{9}{16}$ " dia., plain, bright ...		1		
	X75924		Washer, $\frac{9}{16}$ " dia., plain, bright ...		1		
			Bracket, complete ...				Input shaft
			Bracket, complete ...		1		Output shaft
9/15/37616	529047		Bracket, complete ...				
9/15/37608	546316	32	Bracket, complete ...		1		
9/15/37629	542656	33	Spindle ...		1		
	X75920		Washer, $\frac{9}{16}$ " dia., plain, bright ...		2		
	K5681		Split pin, $\frac{1}{8}$ " dia. \times $1\frac{1}{8}$ " long ...		2		
	X70245	34	Saddle washer, $\frac{3}{8}$ " dia. ...		2		
9/15/37621	X63521	35	Nut, $\frac{1}{2}$ " dia., B.S.F., special ...		1		
9/15/37607	X70270	36	Bolt, $\frac{1}{2}$ " dia. \times 3" long, B.S.F. ...		1		
9/15/37623	310380	37	Pin, $\frac{1}{16}$ " dia. \times 2.75" long ...		1		
9/15/37620	K371	38	Clip ...		1		
9/15/37624	50572	39	Pin, $\frac{1}{16}$ " dia. \times 2" long ...		1		
	K5672		Split pin, $\frac{3}{32}$ " dia. \times 1" long ...		2		
9/15/37614	529114		Belt, Ferodo V.669 ...		2		
	FB106/9D		Bolt, $\frac{3}{8}$ " dia. \times $1\frac{1}{8}$ " long, B.S.F. ...		1	} Bracket for right-angled drive to fuel pump housing	
	X75949		Washer, $\frac{3}{8}$ " dia., Kolok ...		1		
9/15/37741	315954		Tensioner bracket ...		1		
9/15/37742	315953		Eye bolt ...		1		
	FN108/L		Nut, $\frac{1}{2}$ " dia., B.S.F., plain ...		1		
	FN208/L		Locknut, $\frac{1}{2}$ " dia., B.S.F. ...		1		
	X75922		Washer, $\frac{1}{2}$ " dia., plain, bright ...		1		
	FN408/L		Nut, $\frac{1}{2}$ " dia., B.S.F., slotted ...		1		
	33556		Split pin, $\frac{3}{32}$ " dia. \times $1\frac{1}{4}$ " long ...		1		
9/15/37535	303681	40	Breather, complete ...		1	A.C. Sphinx 1574857	
9/15/37588	540508	41	Breather tube ...		1		
	262539	42	Jubilee clip, size IX ...		1		
9/15/37642	122306	} 43	Plug, $1\frac{1}{8}$ " B.S.F. ...		1		
9/15/37647	232304		Washer, joint ...		1		
9/15/37637	540509	44	Oil filler and cover ...		1		
	FS106/11D	45	Setscrew, $\frac{3}{8}$ " dia. \times $1\frac{3}{8}$ " long, B.S.F. ...		1		

Right Angle Drive

Straight pipe 2" 16/63026
kinked u " 99057
wood block 95101

R/RAD.IA



TYPICAL ILLUSTRATION



**BRAMMER
BELTING**



THE TIME SAVER

✓ 15/37624 6 pin

Xⁿ 37623 6

✓ 37629 6 saddle

✓ 37620 no cad for strap
saddle washer no cad

37607

37621

x railcar



**BRAMMER
BELTING**



THE TIME SAVER

15/63026 KIWOKED

5/95107 WOOD BLOCK

15/99057 STRAIGHT

5/95107

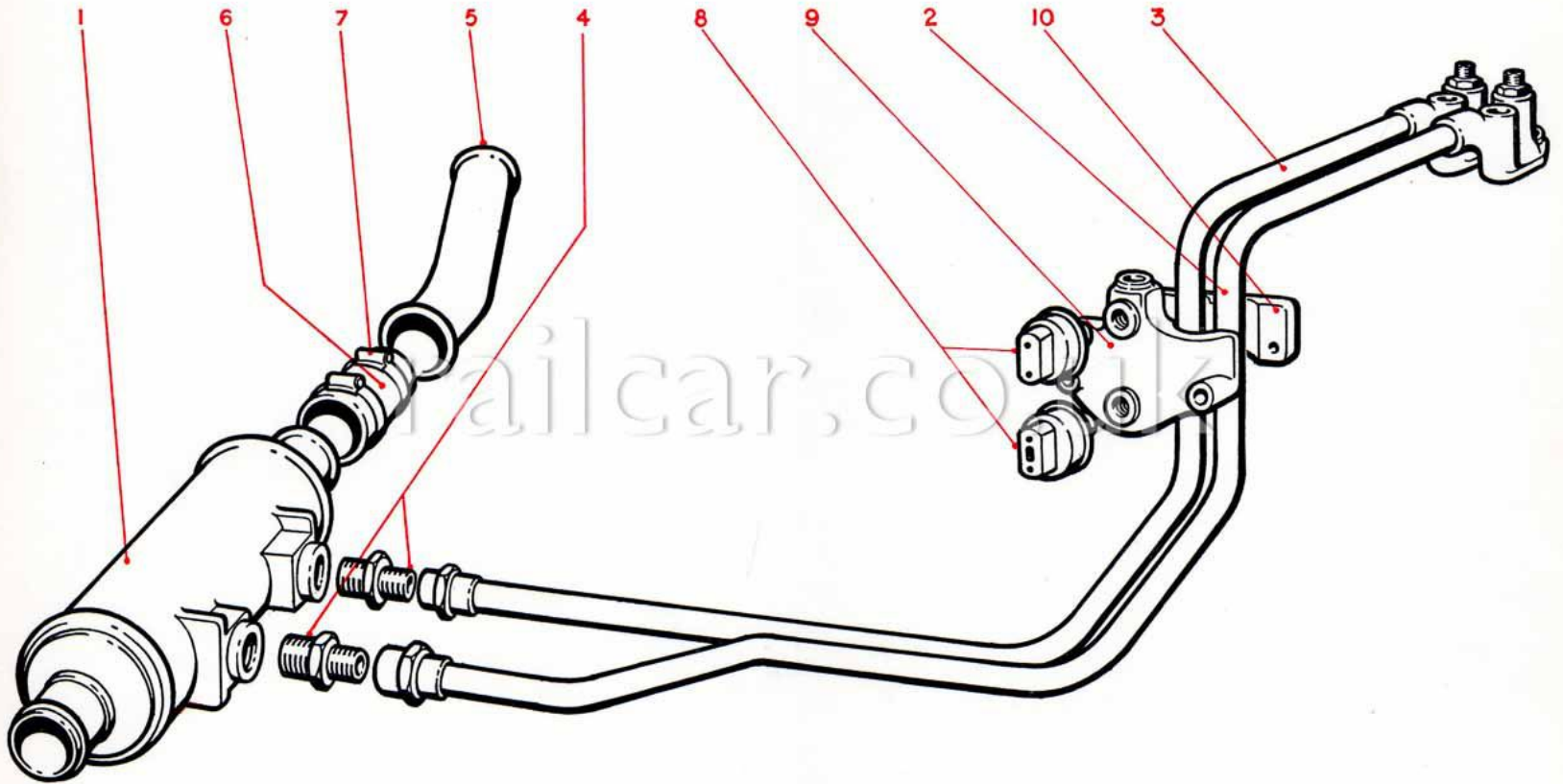
HEAT EXCHANGER

Leyland PL.22542

B.R. Cat. No.	Leyland Basic Part No.	Illustr. Ref. No.	Description	Used On	No. Reqd. Per Unit	Remarks
Heat Exchanger. R/HE.IB (Arrangement Part No. 545814)						
9/15/63025	545814					
9/15/62910	535186	1	Water cooled oil cooler, complete, Serck C.8879		1	
9/15/63026	545055		Oil pressure pipe, complete		1	
9/15/63016	316410	2	Pipe, crankcase to cooler, complete ...		1	
9/15/63027	316409		Elbow		1	
9/15/63028	229694		Union nut		1	
9/15/63029	229695		Nipple		1	
9/15/33041	233512		Adapter		1	} Oil supply to filter
9/15/33051	X42628		Washer, joint		1	
9/15/63015	316411	3	Pipe, cooler to crankcase		1	
9/15/63027	316409		Elbow		1	
9/15/63028	229694		Union nut		1	
9/15/63029	229695		Nipple		1	
9/15/63030	534904		Adapter		1	} Elbow
9/15/33051	X42628		Washer, joint		1	
9/15/63031	600174		Gaco "O" ring No. R138		2	
9/15/63000	529254	4	Adapter		2	} Oil cooler
9/15/40126	185484		Washer, joint		2	
9/15/63017	528777	5	Pipe		1	
9/15/61617	X41625	6	Hose connection, 2" i/dia. x 3" long		1	} Engine water pump to cooler
	33369	7	Jubilee clip, size No. 3		2	
	FB106/9D		Setscrew, $\frac{1}{8}$ " dia. x $1\frac{1}{8}$ " long, B.S.F.		2	} Oil pipe to crankcase
	FB106/20D		Setscrew, $\frac{1}{8}$ " dia. x 2.5" long, B.S.F.		2	
	X75949		Washer, $\frac{1}{8}$ " dia., Kolok		4	
9/15/56987	541432	8	Oil pressure switch, Smiths No. X80808/11/6		2	
9/15/63032	316834	9	Pressure block and clamp		1	
9/15/33042	229684		Union adapter		1	
9/15/33052	146855		Washer, joint		1	
9/15/63033	545028		Clip		2	
	FB104/10D		Bolt, $\frac{1}{4}$ " dia. x $1\frac{1}{4}$ " long, B.S.F.		1	} Oil pressure pipe to fuel inlet pipe
	FN104/L		Nut, $\frac{1}{4}$ " dia., B.S.F.		1	
	X75918		Washer, $\frac{1}{4}$ " dia., plain, bright		1	
	X75947		Washer, $\frac{1}{4}$ " dia., Kolok		1	
9/15/63034	316813	10	Clamp block		1	
	FB106/22		Bolt, $\frac{3}{8}$ " dia. x $2\frac{3}{4}$ " long, B.S.F.		1	} Clamps to solenoid bracket
	FB106/17		Bolt, $\frac{3}{8}$ " dia. x $2\frac{1}{8}$ " long, B.S.F.		1	
	X75962		Washer, $\frac{3}{8}$ " dia., Thackeray		1	

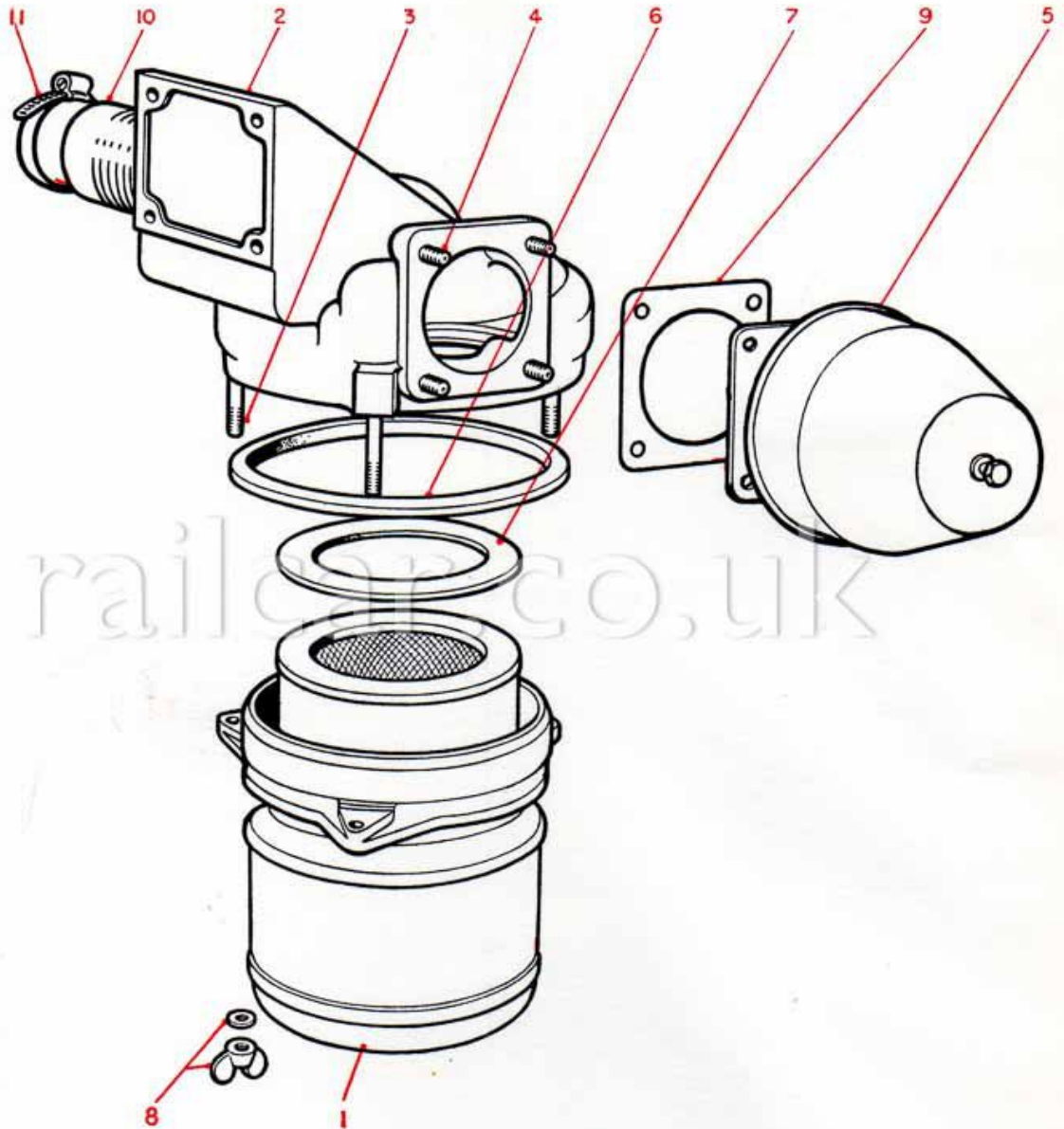
Heat Exchanger

R/HE.IB



TYPICAL ILLUSTRATION

B.R. Cat. No.	Leyland Basic Part No.	Illustr. Ref. No.	Description	Used On	No. Reqd. Per Unit	Remarks
Air Filter. R/EF.I/I (Arrangement Part No. 350802)						
9/15/58000	534181	1	Air filter, complete		1	
9/15/58008	274167		Sealing ring		1	
9/15/58009	264777		Rivet, special		9	
9/15/58003	534182	2	Air filter cover, complete		1	
9/15/58005	274176	3	Stud, $\frac{3}{8}$ " dia. \times 2.75" long, B.S.F., special		3	
9/15/35137	222908	4	Stud, $\frac{3}{8}$ " dia. \times 1 $\frac{1}{4}$ " long, B.S.F., special		4	
9/15/58010	282923	5	Air filter pre-cleaner, complete ...		1	
9/15/58007	274127		Air filter pre-cleaner, A.C. Sphinx type 1574185		1	
9/15/58021	282924		Adapter		1	
9/15/58019	264032	6	Felt seal, outer		1	
9/15/58018	260451	7	Felt seal, inner		1	
9/15/76436	539469	8	Wing nut, $\frac{3}{8}$ " dia., B.S.F.		3	} Air filter to cover
	X75962		Washer, $\frac{3}{8}$ " dia., Thackeray		3	
9/15/58011	274237	9	Joint		1	} Pre-cleaner adapter to cover
	FN106/L		Nut, $\frac{3}{8}$ " dia., B.S.F., plain		4	} Pre-cleaner to air filter cover
	X75949		Washer, $\frac{3}{8}$ " dia., Kolok		4	
9/15/58022	534185	10	Hose connection		1	Outlet
	144205	11	Jubilee clip, size 5		2	Hose connection
9/15/76424	281494		Bolt, $\frac{1}{2}$ " dia. \times 1 $\frac{5}{8}$ " long, B.S.F., special ...		4	} Air filter to frame
	FN408/L		Nut, $\frac{1}{2}$ " dia., B.S.F., slotted		4	
	X75962		Washer, $\frac{1}{2}$ " dia., plain, bright		4	
	K5674		Split pin, $\frac{3}{32}$ " dia. \times 1 $\frac{1}{4}$ " long		4	



TYPICAL ILLUSTRATION

SILENCER AND EXHAUST

Leyland PL.22544

B.R. Cat. No.	Leyland Basic Part No.	Illustn. Ref. No.	Description	Used On	No. Reqd. Per Unit	Remarks
Silencer and Exhaust.						
R/SE.I/2						
(Arrangement Part No. 350334)						
9/15/65651	534120		Silencer, complete		4	
9/15/65652	534121		Exhaust pipe, complete		2	
9/15/65653	534129		Flange, 4 holes		2	
9/15/65654	534131		Flange adapter, 3½" long		2	
9/15/65655	534130		Flange, 3 holes		2	
9/15/65656	534132		Flange adapter, 4" long		2	
9/15/65657	534133		Exhaust pipe, flexible		2	
9/15/65658	534124		Strap, silencer, front		2	} Silencer, front strap
	FB106/8D		Bolt, ^{dia} ₁₆ " dia. × 1" long, B.S.F.		4	
	FN106/L		Nut, ^{dia} ₁₆ " dia., B.S.F., plain		4	
	X75949		Washer, ^{dia} ₁₆ " dia., Kolok		4	
9/15/65658	534124		Strap, rear		2	} Silencer, rear strap
	FB106/8D		Bolt, ^{dia} ₁₆ " dia. × 1" long, B.S.F.		4	
	FN106/L		Nut, ^{dia} ₁₆ " dia., B.S.F., plain		4	
	X75949		Washer, ^{dia} ₁₆ " dia., Kolok		4	
9/15/65659	534125		Spigot piece, exhaust pipe		1	} Flange to manifold
9/15/65660	534126		Spigot piece, exhaust manifold		2	
	FB107/17D		Bolt, ^{dia} ₁₆ " dia. × 2¼" long, B.S.F.		9	
9/15/76441	534233		Nut, ^{dia} ₁₆ " dia., B.S.F.		9	
	X75950		Washer, ^{dia} ₁₆ " dia., Kolok		9	
	534129		Flange, 4 holes		10	
9/15/65653	534130		Flange, 3 holes		2	
9/15/65661	299917/120		Exhaust pipe, 3" o/dia. × 14 SWG × 10 ft. straight length		2	
	FB105/12D		Bolt, ^{dia} ₁₆ " dia. × 1½" long, B.S.F.		40	
9/15/76442	534193		Nut, ^{dia} ₁₆ " dia., B.S.F.		40	
	X75948		Washer, ^{dia} ₁₆ " dia., Kolok		40	

52037-52065

51901-51950

Class 108

ENGINE MOUNTING

Leyland PL.23264

B.R. Cat. No.	Leyland Basic Part No.	Illustr. Ref. No.	Description	Used On	No. Reqd. Per Unit	Remarks
Engine Mounting. R/ME.II (Arrangement Part No. 351334)						
FRONT GROUP						
9/15/76517	351154	1	Engine front support bracket		1	
9/15/76518	351168	2	Engine front support bracket, L.H., complete		1	
9/15/76519	351169	3	Engine front support bracket, R.H., complete		1	
9/15/76520	351173	4	Ferrule		4	
9/15/76521	351139	5	Mounting bobbin, Metalastik type 31/328-IMN65		2	
9/15/76522	351271	6	Bolt, $\frac{3}{8}$ " dia. \times $3\frac{5}{8}$ " long, B.S.F., special		4	} L.H. bracket to R.H. bracket
	FN406/L		Nut, $\frac{3}{8}$ " dia., B.S.F., slotted		4	
	X75920		Washer, $\frac{3}{8}$ " dia., plain, bright		4	
	K5661		Split pin, $\frac{1}{16}$ " dia. \times 1" long		4	
9/15/76523	351272	7	Bolt, $\frac{1}{2}$ " dia. \times $2\frac{1}{8}$ " long, B.S.F., special		2	} L.H. and R.H. support brackets to frame
9/15/76524	351273	8	Bolt, $\frac{1}{2}$ " dia. \times 5" long, B.S.F., special		1	
9/15/76433	315020	9	Distance tube		1	
	FN410/L		Nut, $\frac{5}{8}$ " dia., B.S.F., slotted		3	
	X75924		Washer, $\frac{5}{8}$ " dia., plain, bright		3	
	K5684		Split pin, $\frac{1}{8}$ " dia. \times $1\frac{1}{2}$ " long		3	
9/15/76402	272484	10	Bolt, $\frac{5}{16}$ " dia. \times 2-30" long, B.S.F., special		2	} Mounting bracket to support housing
	X75953		Washer, $\frac{5}{8}$ " dia., Kolok		2	
	FN106/L	11	Nut, $\frac{3}{8}$ " dia., B.S.F., plain		4	} Engine mounting to support bracket
	X75949		Washer, $\frac{3}{8}$ " dia., Kolok		4	
REAR GROUP						
9/15/76525	351337	12	Rear mounting bracket, R.H.		1	
9/15/76526	351338	13	Rear mounting bracket, L.H.		1	
9/15/76527	351336	14	Mounting plate, R.H.		2	
9/15/76528	351339	15	Mounting plate, L.H.		2	
9/15/76529	350915	16	Rear engine mounting, L.H., Metalastik 31/413-IMN45		2	
9/15/76530	350917	17	Rear engine mounting, R.H., Metalastik 31/414-IMN45		2	
9/15/76531	350875	18	Buffer, Metalastik 15/592 modified		1	
	FB108/14D	19	Bolt, $\frac{1}{2}$ " dia. \times $1\frac{3}{8}$ " long, B.S.F.		4	} Mounting brackets to frame
	FB108/20D	20	Bolt, $\frac{1}{2}$ " dia. \times $2\frac{1}{2}$ " long, B.S.F.		4	
9/15/76532	351957		Nut, $\frac{1}{2}$ " dia., B.S.F., Simmonds, Nyloc type NP/F166/11/2		8	
			Washer, $\frac{1}{2}$ " dia., Grover		8	
9/15/76533	159486	21	Bolt, $\frac{1}{2}$ " dia. \times $4\frac{1}{8}$ " long, B.S.F., special		12	} Mounting plates to rear mounting brackets
9/15/76534	351343		Ferrule		4	
9/15/76535	350852		Washer, $\frac{1}{2}$ " dia., plain, bright		12	
	X75992		Nut, $\frac{1}{2}$ " dia., B.S.F., slotted		12	
	FN408/L		Split pin, $\frac{3}{32}$ " dia. \times $1\frac{1}{4}$ " long		12	
	K5674					

ENGINE MOUNTING

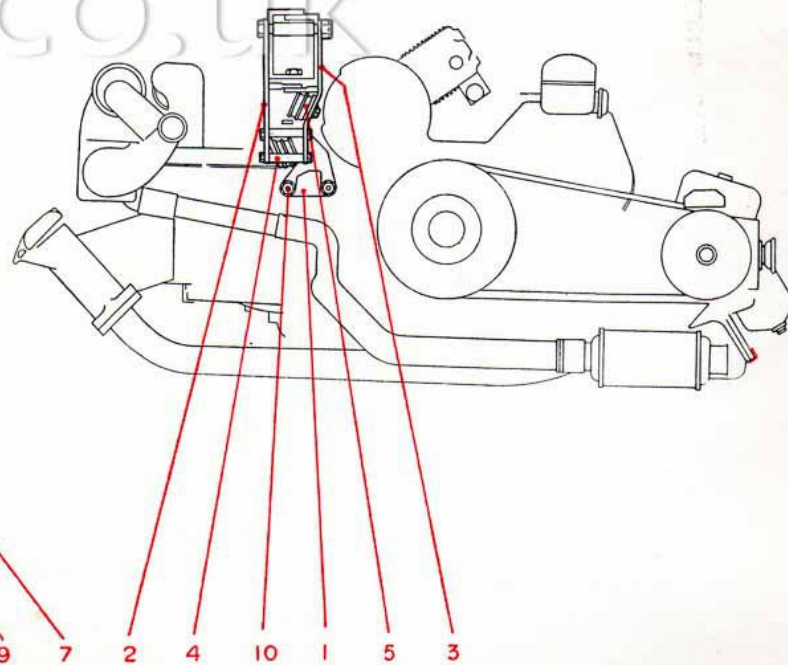
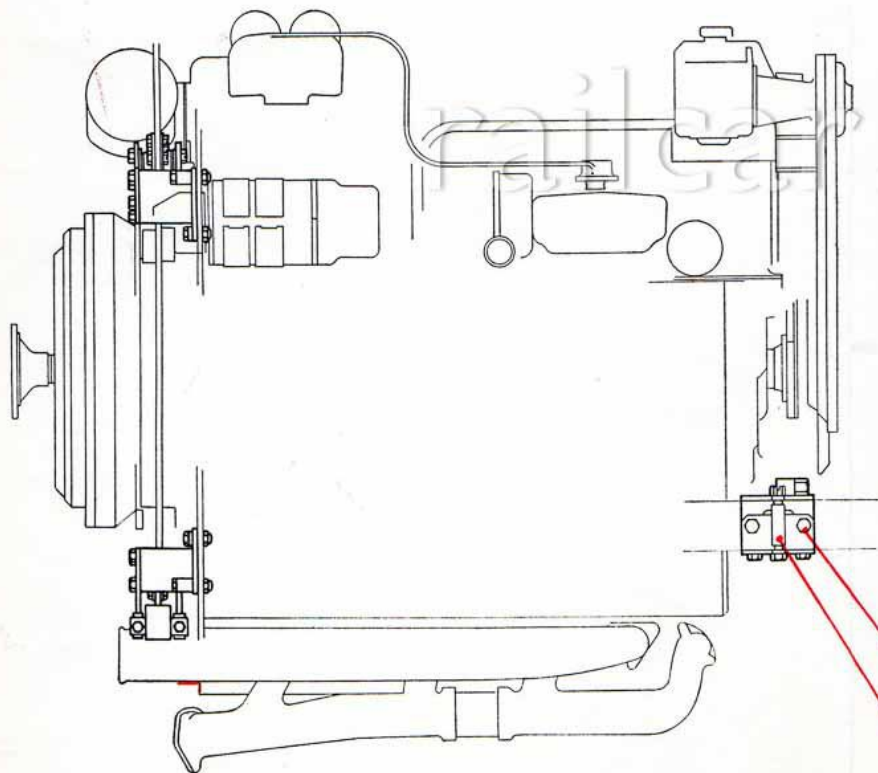
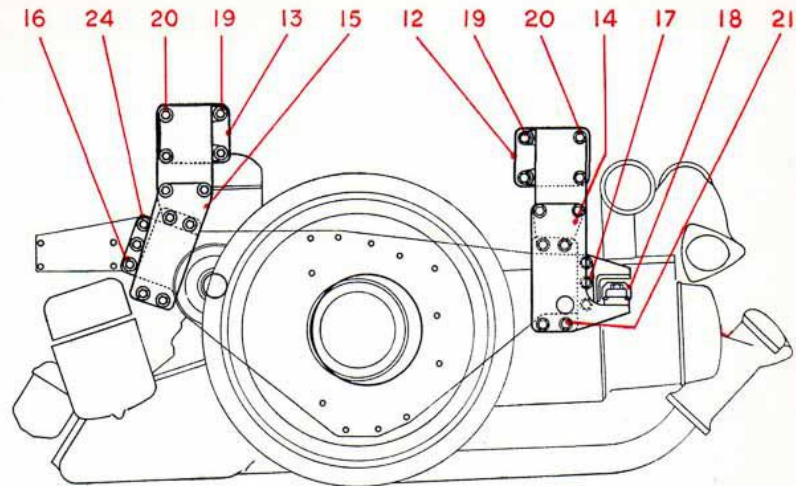
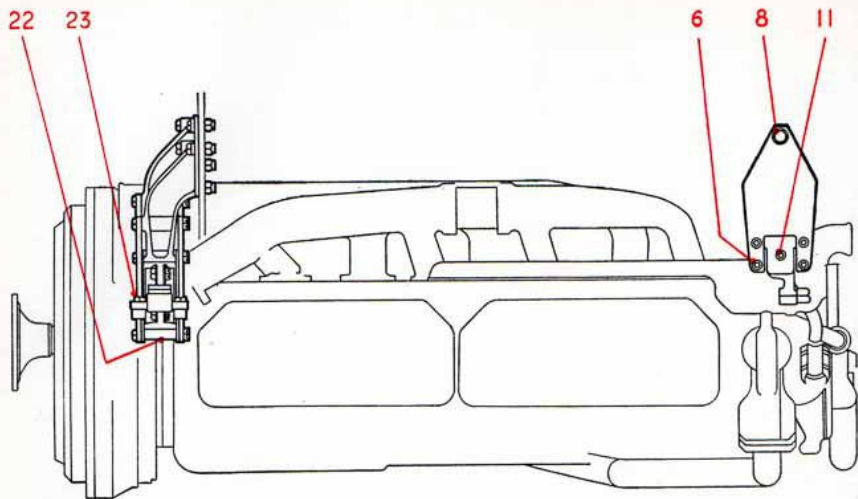
Leyland PL.23264

B.R. Cat. No.	Leyland Basic Part No.	Illustn. Ref. No.	Description	Used On	No. Reqd. Per Unit	Remarks
9/15/76536	FB108/10D X75951	}23	Bolt, $\frac{1}{2}$ " dia. \times $1\frac{1}{4}$ " long, B.S.F.		2	} Buffers to plates
	281495		Washer, $\frac{1}{2}$ " dia., Kolok		2	
	FN408/L	}24	Bolt, $\frac{1}{2}$ " dia. \times $1\frac{3}{8}$ " long, B.S.F., special		6	
	K5674		Nut, $\frac{1}{2}$ " dia., B.S.F., slotted		6	
			Split pin, $\frac{3}{32}$ " dia. \times $1\frac{1}{4}$ " long		6	

railcar.co.uk

Engine Mounting

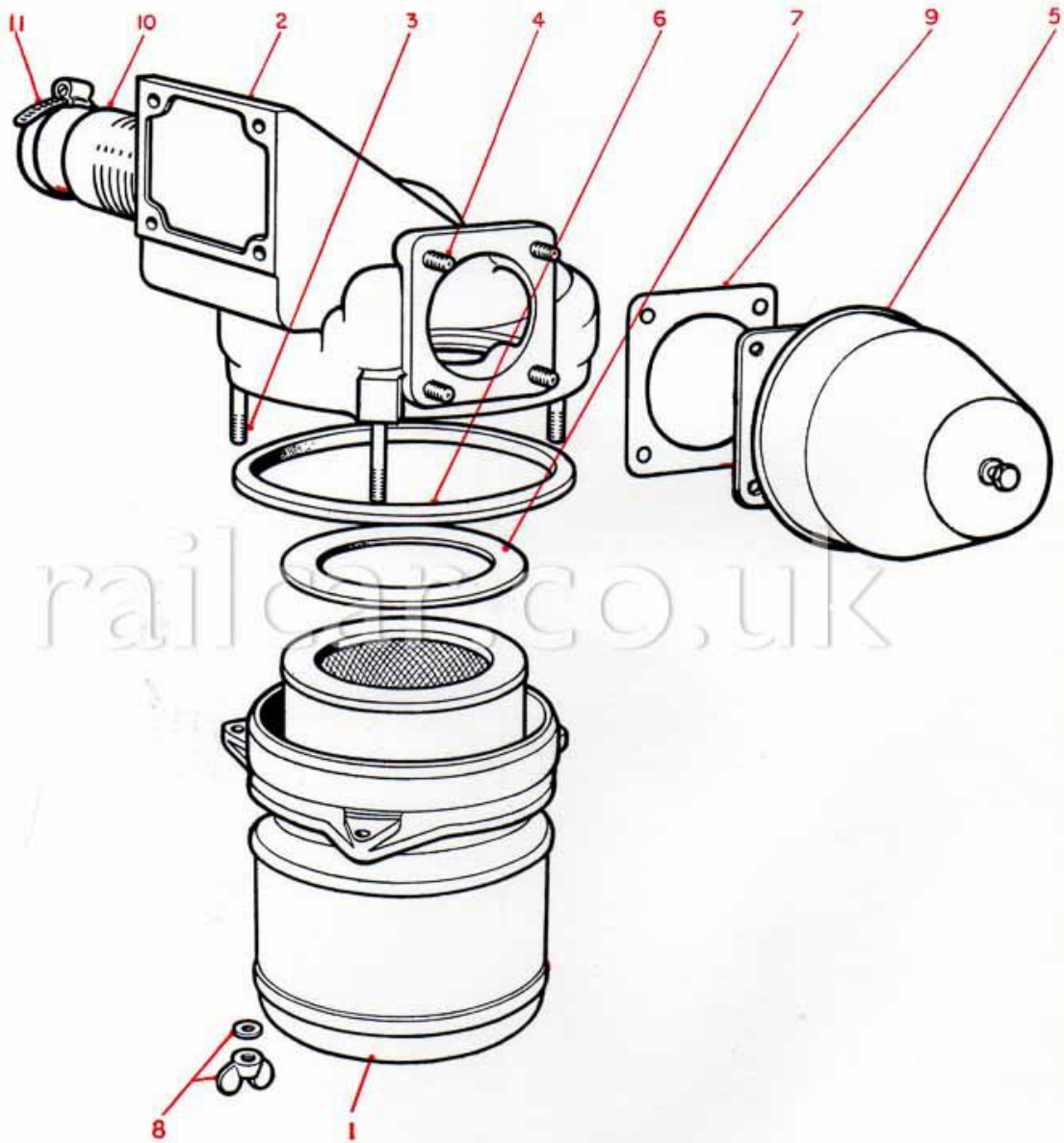
R/ME.II



TYPICAL ILLUSTRATION

AIR FILTER
Leyland PL.23265

B.R. Cat. No.	Leyland Basic Part No.	Illustr. Ref. No.	Description	Used On	No. Reqd. Per Unit	Remarks
Air Filter. R/ EAF.1/3 (Arrangement Part No. 352017)						
9/15/58000	534181	1	Air filter, complete		1	
9/15/58008	274167		Sealing ring		1	
9/15/58009	264777		Rivet, special		9	
9/15/58003	534182	2	Air filter cover, complete		1	
9/15/58005	274176	3	Stud, $\frac{3}{8}$ " dia. \times $2\frac{3}{4}$ " long, B.S.F., special		3	
9/15/35137	222908	4	Stud, $\frac{3}{8}$ " dia. \times $1\frac{1}{4}$ " long, B.S.F., special		4	
9/15/58010	282923	5	Air filter pre-cleaner, complete ...		1	
9/15/58007	274127		Air filter pre-cleaner		1	
9/15/58021	282924		Adapter		1	
9/15/58019	264032	6	Felt seal, outer		1	
9/15/58018	260451	7	Felt seal, inner		1	
9/15/76436	539469	8	Wing nut, $\frac{3}{8}$ " B.S.F. hole		3	} Air filter to cover
	X75962		Washer, $\frac{3}{8}$ " dia., Thackeray... ..		3	
9/15/58011	274237	9	Joint		1	} Pre-cleaner adapter to cover
	FN106/L		Nut, $\frac{3}{8}$ " dia., B.S.F., plain		4	} Pre-cleaner to air filter cover
	X75949		Washer, $\frac{3}{8}$ " dia., Kolok		4	
9/15/76420	144205	11	Jubilee clip, size 5		2	} Hose connection
	524779		Bolt, $\frac{1}{2}$ " dia. \times 1.657" long, B.S.F., special...		4	
	FN408/L		Nut, $\frac{1}{2}$ " dia., B.S.F., slotted		4	} Air filter to frame
	X75922		Washer, $\frac{1}{2}$ " dia., plain		4	
	K5674		Split pin, $\frac{3}{32}$ " dia. \times $1\frac{1}{4}$ " long		4	



TYPICAL ILLUSTRATION

RADIATOR
Leyland PL.23266

B.R. Cat. No.	Leyland Basic Part No.	Illustn. Ref. No.	Description	Used On	No. Reqd. Per Unit	Remarks
Radiator. R/R.1/3 (Arrangement Part No. 351726)						
9/15/76511	351725		Radiator, fan and cowl, complete ...		1	
9/15/76512	350105		Radiator, complete ...		1	
9/15/76460	519808	2	Bottom tank, complete ...		1	
9/15/76458	222884		Stud, $\frac{5}{16}$ " dia. \times $1\frac{1}{4}$ " long, B.S.F., special ...		11	} Stiffening strip
9/15/76459	FNI05/L X75948 222885		Nut, $\frac{5}{16}$ " dia., B.S.F., plain ... Washer, $\frac{5}{16}$ " dia., Kolok ...		11	
			Stud, $\frac{5}{16}$ " dia. \times $1\frac{3}{8}$ " long, B.S.F., special ...		11	
9/15/35219	FNI05/L X75948 222910		Nut, $\frac{5}{16}$ " dia., B.S.F., plain ... Washer, $\frac{5}{16}$ " dia., Kolok ...		3 3	} Fan cowl
			Stud, $\frac{3}{8}$ " dia. \times $1\frac{1}{2}$ " long, B.S.F., special ...		3	
9/15/76461	519809	3	Side standard, L.H., complete		1	
9/15/75459	222885		Stud, $\frac{5}{16}$ " dia. \times $1\frac{3}{8}$ " long, B.S.F., special ...		2	} Fan cowl to rear of side standard
9/15/35219	FNI05/L X75948 222910		Nut, $\frac{5}{16}$ " dia., B.S.F., plain ... Washer, $\frac{5}{16}$ " dia., Kolok ...		2	
			Stud, $\frac{3}{8}$ " dia. \times $1\frac{1}{2}$ " long, B.S.F., special ...		2	
9/15/76462	519810	4	Side standard, R.H., complete		1	
9/15/76459	222885		Stud, $\frac{5}{16}$ " dia. \times $1\frac{3}{8}$ " long, B.S.F., special ...		2	} Fan cowl to rear of side standard
9/15/35219	FNI05/L X75948 222910		Nut, $\frac{5}{16}$ " dia., B.S.F., plain ... Washer, $\frac{5}{16}$ " dia., Kolok ...		2	
			Stud, $\frac{3}{8}$ " dia. \times $1\frac{1}{2}$ " long, B.S.F., special ...		2	
9/15/76463	FNI06/L X75949 222916		Nut, $\frac{3}{8}$ " dia., B.S.F., plain ... Washer, $\frac{3}{8}$ " dia., Kolok ...		5 5	} Mounting bracket to side standard
			Stud, $\frac{3}{8}$ " dia. \times $2\frac{1}{4}$ " long, B.S.F., special ...		5	
9/15/76464	519797	5	Tube block, complete ...		1	
9/15/84196	519806		Withnell tube, complete ...		95	
9/15/84197	301034		Tube ferrule ...		190	
9/15/76465	519803	6	Joint ...		2	Tube plates
9/15/76466	520198	7	Joint ...		1	Top water pipe
9/15/76467	265613	8	Joint ...		1	Bottom water pipe
9/15/76468	519804	9	Front stiffening strip ...		2	
9/15/76469	519805	10	Rear stiffening strip ...		2	

RADIATOR

Leyland PL.23266

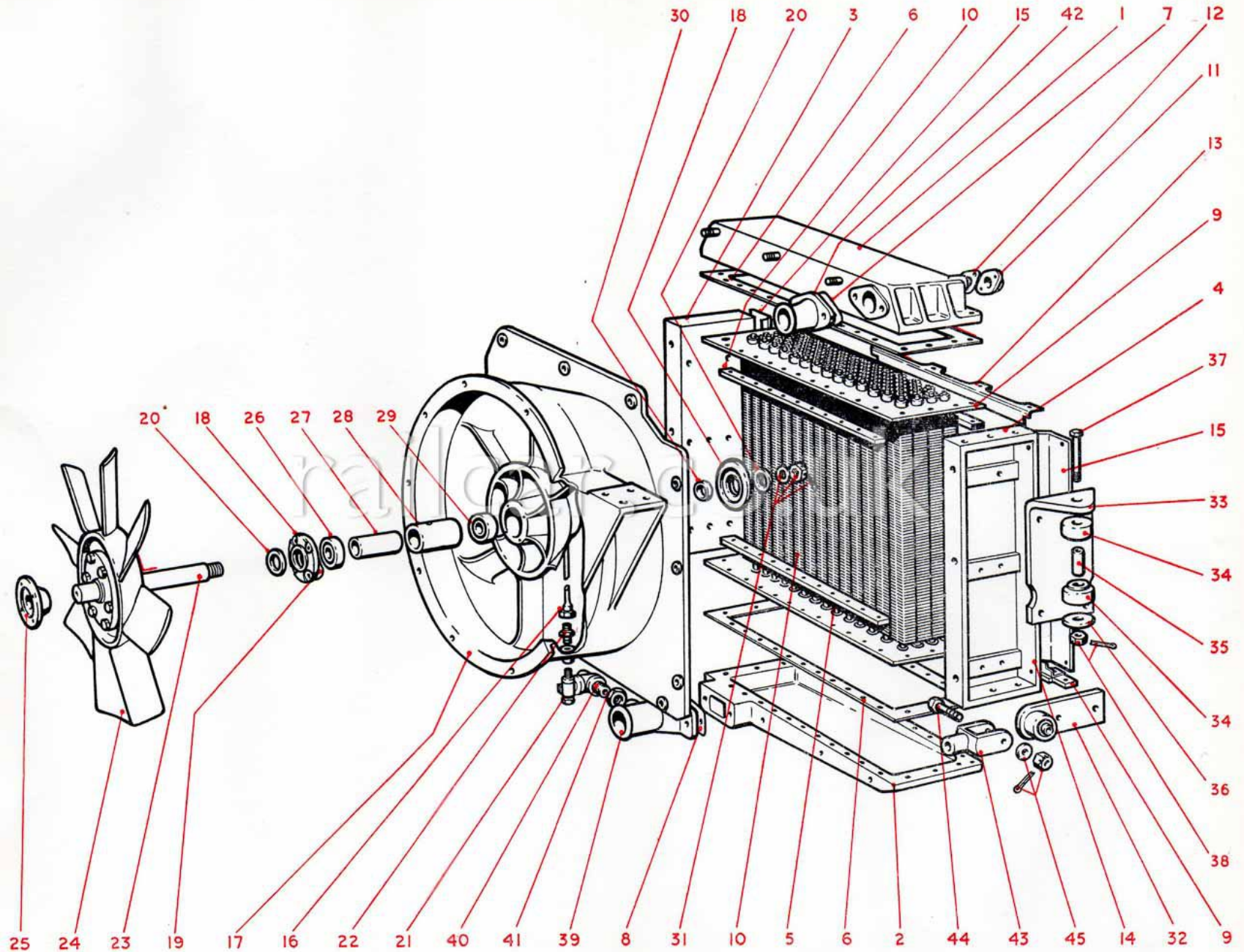
B.R. Cat. No.	Leyland Basic Part No.	Illustn. Ref. No.	Description	Used On	No. Reqd. Per Unit	Remarks	
9/15/76470	519794	13	Front top air baffle		1		
9/15/76471	519795	14	Front bottom air baffle		1		
9/15/76472	519796	15	Side air baffle		2		
9/15/76513	350106		Top protection cover		1		
	FB105/7		Bolt, $\frac{5}{16}$ " dia. \times $\frac{7}{8}$ " long, B.S.F. ...		4	} Tube block to top protection cover	
	FN105/L		Nut, $\frac{5}{16}$ " dia., B.S.F., plain ...		4		
	FB106/8		Bolt, $\frac{5}{16}$ " dia. \times 1" long, B.S.F. ...		4		} Tube block and top protection cover to side standards
	FN106		Nut, $\frac{5}{16}$ " dia., B.S.F., plain ...		4		
	FB105/9D		Bolt, $\frac{5}{16}$ " dia. \times $1\frac{1}{8}$ " long, B.S.F....		12	} Tube block and air baffles	
	FN105/L		Nut, $\frac{5}{16}$ " dia., B.S.F., plain ...		12		
	X75948		Washer, $\frac{5}{16}$ " dia., Kolok ...		12	} Side standards to top and bottom tanks	
	FB106/11D		Bolt, $\frac{3}{8}$ " dia. \times $1\frac{3}{8}$ " long, B.S.F. ...		6		
	FN106/L		Nut, $\frac{3}{8}$ " dia., B.S.F., plain ...		6	} Side air baffles to standards	
	X75949		Washer, $\frac{3}{8}$ " dia., Kolok ...		6		
	FB104/4D		Bolt, $\frac{1}{4}$ " dia. \times $\frac{1}{2}$ " long, B.S.F. ...		8	} Side air baffles to standards	
	X75947		Washer, $\frac{1}{4}$ " dia., Kolok ...		8		
			Fan and cowl, complete		1		
9/15/76514	351728		Pipe, complete		1		
9/15/76474	541223	16	Fan cowl		1		
9/15/76515	351724		Bearing cover		2	} Bearing cover	
9/15/76476	541220	18	Joint		2		
9/15/39039	227735	19	Felt washer		2		
9/15/61429	227700	20	Greaser, $\frac{1}{8}$ " gas, Tecalemit ...		1		
9/15/42358	42358	21	Union, $\frac{1}{8}$ " B.S.P.		2	} Fan cowl	
9/15/33027	231256	22	Washer, copper, $\frac{3}{8}$ " i/dia. \times $\frac{9}{16}$ " o/dia.		3		
9/15/76478	63233		Driving shaft		1		
9/15/76479	541221	23	Fan		1	} Fan to driving shaft	
9/15/76480	541116	24	Bolt, $\frac{5}{16}$ " dia. \times 1-22" long, B.S.F., special		6		
9/15/76481	305196		Nut, $\frac{5}{16}$ " dia., B.S.F., slotted ...		6		
	FN405/L		Washer, $\frac{5}{16}$ " dia., plain, bright ...		6		
9/15/76482	529014	25	Companion flange		1		
9/43/3951	132229	26	Ball bearing, Hoffmann LS.9 ...		1		
9/15/76483	541218	27	Distance piece, inner		1		
9/15/76484	541219	28	Distance piece, outer		1		
9/43/31252	218905	29	Roller bearing, Hoffmann RLS.9...		1		
9/15/61418	227697	30	Distance piece		1		
	FN410/L	} 31	Nut, $\frac{5}{8}$ " dia., B.S.F., slotted ...		1		
	X75924		Washer, $\frac{5}{8}$ " dia., plain, bright ...		1		
	K5684		Split pin, $\frac{1}{8}$ " dia. \times $1\frac{1}{2}$ " long ...		1		
9/15/30538	508709		Setscrew, $\frac{5}{16}$ " dia. \times 0-845" long, B.S.F.		8	} Covers to fan cowl	
	X75919		Washer, $\frac{5}{16}$ " dia., plain, bright ...		8		
9/15/76485	534251	32	Support plate, complete		1		
9/15/35204	529100		Flexible bush		1		
9/15/76487	534107	33	Radiator mounting bracket		2		
9/15/63568	538414	34	Pad		4		
9/15/63569	538415	35	Distance tube		2		
9/15/76490	538420	36	Washer, steel, $\frac{17}{32}$ " i/dia. \times 2" o/dia., special		2		

RADIATOR
Leyland PL.23266

B.R. Cat. No.	Leyland Basic Part No.	Illustr. Ref. No.	Description	Used On	No. Reqd. Per Unit	Remarks
	X74494	37	Bolt, $\frac{1}{2}$ " dia. \times 2.906" long, B.S.F., special		2	
	FN408/L	} 38	Nut, $\frac{1}{2}$ " dia., B.S.F., slotted		2	
	X75922		Washer, $\frac{1}{2}$ " dia., plain, bright		2	
	K5674		Split pin, $\frac{3}{32}$ " dia. \times $1\frac{1}{4}$ " long		2	
9/15/76491	538380		39	Outlet pipe		1
9/15/76492	541284	40	Drain cock, $\frac{1}{2}$ " B.S.P.		1	} Outlet pipe
	265611	41	Locknut, $\frac{1}{2}$ " B.S.P.		1	
9/15/76494	265622	42	Inlet adapter		1	Radiator
9/15/76495	534253	43	Jaw end		1	
9/15/76445	231312	44	Bolt, $\frac{7}{16}$ " dia. \times $2\frac{5}{8}$ " long, B.S.F., special		1	} Jaw end to support plate
	FN407/L	} 45	Nut, $\frac{7}{16}$ " dia., B.S.F., slotted		1	
	X75921		Washer, $\frac{7}{16}$ " dia., plain, bright		1	
	K5674		Split pin, $\frac{3}{32}$ " dia. \times $1\frac{1}{4}$ " long		1	
	FBI05/11D		Bolt, $\frac{5}{16}$ " dia. \times $1\frac{3}{8}$ " long, B.S.F.		2	} Radiator to fan cowl
	FN105/L	Nut, $\frac{5}{16}$ " dia., B.S.F., plain		2		
	X75948	Washer, $\frac{5}{16}$ " dia., Kolok		2		
9/15/76496	539746		Tie rod jaw end, complete		1	
9/15/35203	529099		Eye bolt, complete		1	
9/15/35204	529100		Flexible bush		1	
	FN212/L		Locknut, $\frac{3}{4}$ " dia., B.S.F.		2	
9/15/76495	534253		Jaw end		1	
9/15/76445	231312		Bolt, $\frac{7}{16}$ " dia. \times $2\frac{5}{8}$ " long, B.S.F., special		1	
	FN407/L		Nut, $\frac{7}{16}$ " dia., B.S.F., slotted		1	
	X75921		Washer, $\frac{7}{16}$ " dia., plain, bright		1	
	K5674		Split pin, $\frac{3}{32}$ " dia. \times $1\frac{1}{4}$ " long		1	

Radiator

R/R.1/3



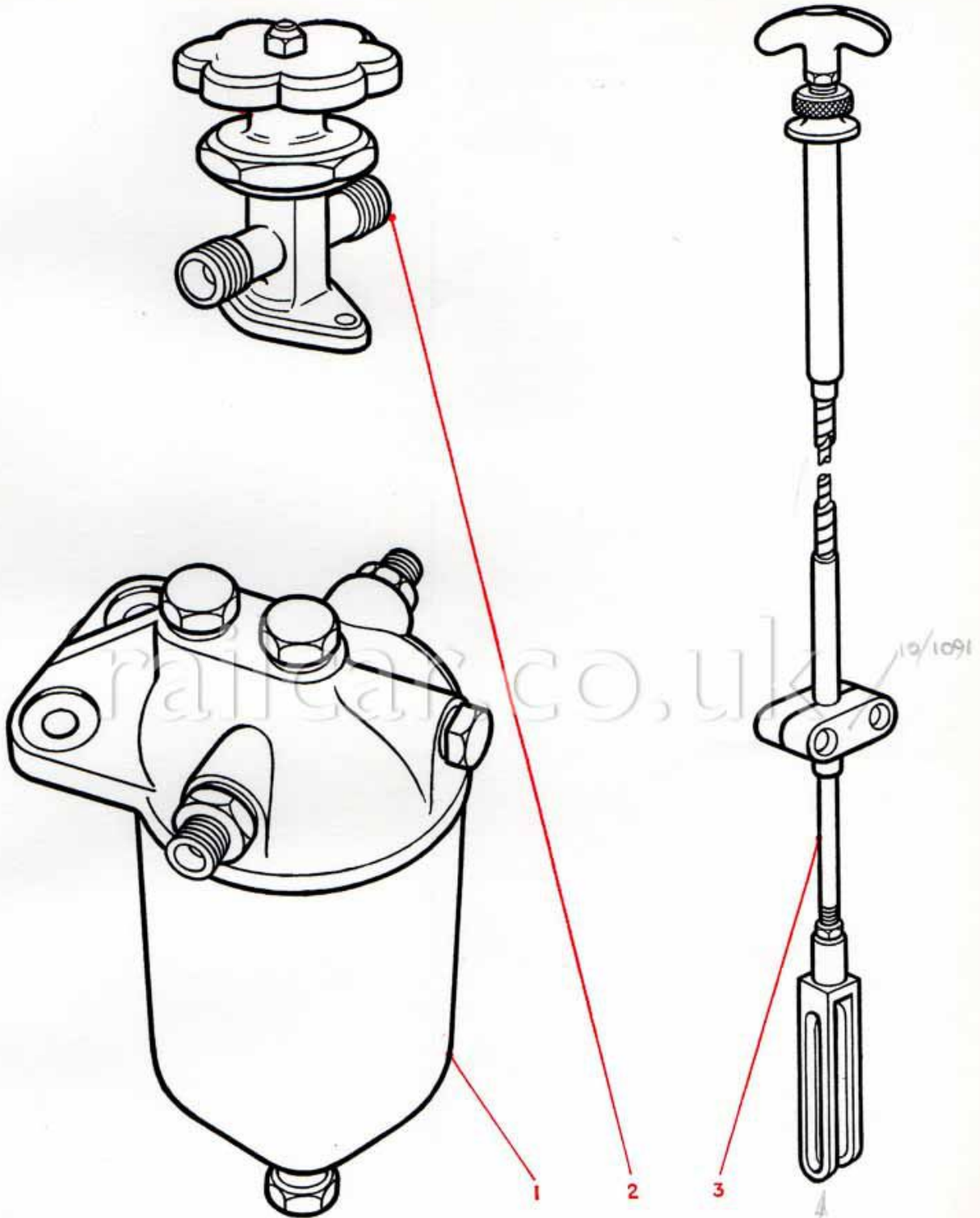
TYPICAL ILLUSTRATION

SUNDRIES AND FINISHES

Leyland PL.23267

B.R. Cat. No.	Leyland Basic Part No.	Illustn. Ref. No.	Description	Used On	No. Reqd. Per Unit	Remarks
Sundries and Finishes. R/SFS.1/3						
9/15/46832	534196		Fuel filter, complete with nuts and nipples		1	
9/15/46822	534198	1	Fuel filter, complete, C.A.V. type BF.11 BS.599		1	
9/15/76501	539474	3	Arens control, complete		1	
9/15/76502	529171		Arens control		1	
9/15/76503	519586		Jaw end		1	
9/15/76504	519587		Pin, steel, special, 0.248" dia. × 0.705" long		1	
	X75918		Washer, 1/4" dia., plain, bright		1	
	K5670		Split pin, 3/32" dia. × 3/4" long		1	

railcar.co.uk



TYPICAL ILLUSTRATION

B.R. Cat. No.	Leyland Basic Part No.	Illustn. Ref. No.	Description	Used On	No. Reqd. Per Unit	Remarks
Crankcase. R/ECC.5/1 (Arrangement Part No. 318836)						
9/15/34291	529105	1	Crankcase, with bearing caps and covers, complete		1	
9/15/35094	270947	2	Bearing cap, front		1	
9/15/35095	227664	3	Bearing cap, intermediate		4	
9/15/35093	227665	4	Bearing cap, centre		1	
9/15/35096	227666	5	Bearing cap, rear		1	
9/15/35100	131302	6	Dowel		1	Centre bearing cap
9/15/35144	227805	7	Stud, $\frac{3}{4}$ " dia. \times 6.15" long, B.S.F., special		12	} Bearing caps
9/15/35143	270949	8	Stud, $\frac{3}{4}$ " dia. \times 6.55" long, B.S.F., special		2	
9/15/35109	227804		Nut, $\frac{3}{4}$ " dia., B.S.F., slotted, special		14	
	X75925		Washer, $\frac{3}{4}$ " dia., plain, bright		14	
	K5698		Split pin, $\frac{5}{16}$ " dia. \times 1 $\frac{1}{2}$ " long		14	
9/15/35082	227781	9	Camshaft bearing, front		1	
9/15/35084	283718	10	Camshaft bearing, rear		1	
9/15/35083	227783	11	Camshaft bearing, intermediate		5	
9/15/35124	227874		Locating screw, 1.33" long o/a		4	
9/15/35125	227903		Locating screw, 1" long o/a		1	
9/15/35150	205159		Washer, joint, copper		4	Locating screws
9/15/35151	121421	12	Dowel		1	Front camshaft bearing
9/15/33055	121975		Plug, 1" B.S.P.		8	
9/15/35120	FS105/4D		Plug, $\frac{5}{16}$ " dia., B.S.F.		2	} Breather facing
9/15/35232	243013		Washer, joint, copper		2	
9/15/35115	9806		Plug, $\frac{1}{8}$ " B.S.P.		2	Oilway to cylinder head
9/15/35122	227864		Plug, $\frac{7}{8}$ " B.S.F.		3	Oil gallery
9/15/34292	267350		Plug, $\frac{1}{8}$ " B.S.P.		1	Oilway to camshaft
9/15/35086	234413	13	Bush		1	Oil pump driving shaft
9/15/34293	257782		Washer, copper, 0.40" i/dia. \times 0.50" o/dia. \times 0.03" thick		1	
9/15/35142	227869	14	Stud, $\frac{9}{16}$ " dia. \times 5.20" long, B.S.F., special		32	} Cylinder head
9/15/35141	227870	15	Stud, $\frac{9}{16}$ " dia. \times 7.10" long, B.S.F., special		2	
9/15/35108	227872		Nut, $\frac{9}{16}$ " dia., B.S.F., plain, special		34	
9/15/35138	232424	16	Stud, $\frac{7}{16}$ " dia. \times 2.40" long, B.S.F., special		12	
9/15/35106	257153		Nut, $\frac{7}{16}$ " dia., B.S.F., plain, special		12	} Oil gallery
9/15/35114	535586		Allen pipe plug, $\frac{1}{8}$ " B.S.P.		1	
9/15/33048	227836	17	Stud, $\frac{3}{8}$ " dia. \times 1.50" long, B.S.F., special		4	} Rear cover
	FN106/L		Nut, $\frac{3}{8}$ " dia., B.S.F., plain		4	
	X75949		Washer, $\frac{3}{8}$ " dia., Kolok		4	
	FS106/5D		Plug, $\frac{3}{8}$ " dia., B.S.F.		24	

CRANKCASE

Leyland PL.23268

B.R. Cat. No.	Leyland Basic Part No.	Illustn. Ref. No.	Description	Used On	No. Reqd. Per Unit	Remarks		
9/15/35158	145565	19	Washer, joint, copper		24	} Sump to crankcase		
9/15/34294	24778		Plug, $\frac{3}{8}$ " B.S.P.		1			
9/15/33048	227836		Stud, $\frac{3}{8}$ " dia. \times 1-50" long, B.S.F., special		20			
	FN106/L		Nut, $\frac{3}{8}$ " dia., B.S.F., plain		22			
	X75962		Washer, $\frac{3}{8}$ " dia., Thackeray		22			
9/15/61551	9545		Plug, $\frac{1}{4}$ " B.S.P.		1			
9/15/34295	232470		Washer, copper, 0-53" i/dia. \times 0-95" o/dia. \times 0-03" thick		1			
9/15/33047	227873		Stud, $\frac{3}{8}$ " dia. \times 1-70" long, B.S.F., special		2		Sump and fuel pipe bracket to crankcase	
9/15/35136	235074		20	Stud, $\frac{3}{8}$ " dia. \times 1-45" long, B.S.F., special			3	} Oil pump body
	FN406/L			Nut, $\frac{3}{8}$ " dia., B.S.F., slotted			3	
	X75920	Washer, $\frac{3}{8}$ " dia., plain, bright			3			
9/15/35130	232928	21	Stud, $\frac{5}{16}$ " dia. \times 2-40" long, B.S.F., special		4	Engine front support		
9/15/35128	258368		Stud, $\frac{5}{16}$ " dia. \times 4-10" long, B.S.F., special		3	Engine front support and inlet elbow		
9/15/35131	234614		Stud, $\frac{5}{16}$ " dia. \times 2-70" long, B.S.F., special		4	Engine front support		
	FN105/L		Nut, $\frac{5}{16}$ " dia., B.S.F., plain		11	} Water gallery		
	X75948		Washer, $\frac{5}{16}$ " dia., Kolok		11			
9/15/35081	315042		Plug, $\frac{5}{8}$ " dia., B.S.P.		1			
9/15/35160	240293		Washer, joint, copper		1			
	FS107/6D		Setscrew, $\frac{7}{16}$ " dia. \times $\frac{3}{4}$ " long, B.S.F.		8		} Blanking suspension facing	
9/15/35155	600038		Washer, $\frac{7}{16}$ " i/dia. \times $\frac{3}{4}$ " o/dia. \times 0-094" copper		8			
9/15/35097	270948		22	Gear carrier			1	} Front bearing cap
9/15/35101	121421	Dowel			2			
9/15/35137	222908	Stud, $\frac{3}{8}$ " dia. \times 1- $\frac{1}{2}$ " long, B.S.F., special			2			
	FN106/L	Nut, $\frac{3}{8}$ " dia., B.S.F., plain			2			
	X75962	Washer, $\frac{3}{8}$ " dia., Thackeray		2	} Injection pipe support			
9/15/35115	9806	Plug, $\frac{1}{8}$ " B.S.P.		1				
9/15/35158	145565	Washer, joint, copper		1	} Oil gauge take-off			
	FS109/4D	Setscrew, $\frac{9}{16}$ " dia. \times $\frac{1}{2}$ " long, B.S.F.		2				
9/15/35103	280843	23	Cylinder liner		6	} Lifting bracket holes		
	280843/-010		Cylinder liner (-010" oversize)		6			
9/15/35030	245454		Bottom cover, front, complete		1			
9/15/35054	234365	24	Cover		1			
9/15/35052	241705	25	Retainer bar		1			
9/15/35056	232886	26	Setscrew, $\frac{5}{16}$ " dia. \times 1- $\frac{1}{8}$ " long, B.S.F....		2	} Retainer bar		
9/15/35057	187083		Stud, $\frac{5}{16}$ " dia. \times 1- $\frac{1}{8}$ " long, B.S.F., special		3			
	X75961		Washer, $\frac{5}{16}$ " dia., Thackeray		3			
	FN105/L	Nut, $\frac{5}{16}$ " dia., B.S.F., plain		3	} Oil return pipe elbow			
9/15/35055	298172	27	Ferrule			2		
9/15/35051	246704		Bottom cover, rear, complete		1			
9/15/35053	246706	28	Cover		1			
9/15/35052	241705	25	Retainer bar		1			
9/15/35056	232886		Setscrew, $\frac{5}{16}$ " dia. \times 1- $\frac{1}{8}$ " long, B.S.F....		2	Retainer bar		

CRANKCASE
Leyland PL.23268

B.R. Cat. No.	Leyland Basic Part No.	Illust. Ref. No.	Description	Used On	No. Reqd. Per Unit	Remarks
9/15/35057	187083	26	Stud, $\frac{5}{16}$ " dia. \times 1.25" long, B.S.F., special		3	} Oil return pipe elbow
	X75961		Washer, $\frac{5}{16}$ " dia., Thackeray		3	
	FN105/L		Nut, $\frac{5}{16}$ " dia., B.S.F., plain		3	
9/15/35055	298172	27	Ferrule		2	
9/15/34297	246083		Top cover, complete		2	
9/15/34298	246039	29	Top cover		2	
9/15/33049	227933		Stud, $\frac{5}{16}$ " dia. \times 1.30" long, B.S.F., special		4	
9/15/34299	184806		Nut, $\frac{5}{16}$ " dia., B.S.F., Simmonds		4	
9/15/35150	205159		Washer, joint, copper		4	
9/15/35172	227855	30	Joint		2	} Top covers
	FS105/6D		Setscrew, $\frac{5}{16}$ " dia. \times $\frac{5}{8}$ " long, B.S.F.		18	
	205159		Washer, joint, copper		20	
9/15/35150	227759	31	Water gallery cover		1	
9/15/35070	227752	31	Water gallery cover		1	
9/15/35173	227753	32	Joint		1	} Water gallery cover
	FB105/7D		Setscrew, $\frac{5}{16}$ " dia. \times $\frac{7}{8}$ " long, B.S.F.		3	
	X75961		Washer, $\frac{5}{16}$ " dia., Thackeray		3	
9/15/35111	227759	81	Joint		2	Bottom cover
	FB105/7D		Setscrew, $\frac{5}{16}$ " dia. \times $\frac{7}{8}$ " long, B.S.F.		27	} Bottom cover
	205159		Washer, joint, copper		27	
9/15/35150	246045		Joint		2	} Elbow and tee-piece
9/15/34296	235056		Setscrew, $\frac{5}{16}$ " dia. \times $\frac{7}{8}$ " long, B.S.F., c'sk... ..		1	
9/15/35178	237961	33	Rear cover		1	
9/15/35064	227755	34	Joint		1	Rear cover
9/15/35170	X72339		Bolt, $\frac{5}{16}$ " dia. \times $\frac{7}{8}$ " long, B.S.F.		2	} Leak-off gallery and top covers to crankcase
9/15/35150	205159		Washer, joint, copper		2	
9/15/35335	546202		Identification plate		1	
	242584		Screw, No. 4 Parker Kalon		3	Identification plate
9/15/35036	243550	35	Camshaft		1	
9/15/35038	234379	36	Plug		1	
9/15/35037	60284	37	Dowel		1	
9/15/35320	234729		Oil relief valve, complete		1	
9/15/35321	227771	39	Oil relief valve body		1	
9/15/35326	237996	40	Oil relief valve		1	
9/15/35325	260513	41	Oil relief valve spring		1	
9/15/35324	227773	42	Adjusting screw		1	
9/15/35322	227772	43	Domed nut, special		1	
9/15/35323	227774	44	Locknut, 1" B.S.F.		1	
	X84441		Washer, copper, $1\frac{1}{32}$ " i/dia. \times $1\frac{5}{16}$ " o/dia.		1	
9/15/35222	227684	45	Thrust housing		1	
9/15/35221	258340	46	Thrust button		1	
9/15/35200	513605	47	Crankshaft seal housing, complete		1	
	FB106/10D		Bolt, $\frac{3}{8}$ " dia. \times $1\frac{1}{4}$ " long, B.S.F.		4	} Seal housing
	FN106/L		Nut, $\frac{3}{8}$ " dia., B.S.F., plain		4	
	X75949		Washer, $\frac{3}{8}$ " dia., Kolok		4	

CRANKCASE

Leyland PL.23268

B.R. Cat. No.	Leyland Basic Part No.	Illustn. Ref. No.	Description	Used On	No. Reqd. Per Unit	Remarks
9/15/33048	227836		Stud, $\frac{3}{8}$ " dia. × 1.5" long, B.S.F., special		1	} Seal housing to sump
	FN106/L		Nut, $\frac{3}{8}$ " dia., B.S.F., plain		1	
	X75962		Washer, $\frac{3}{8}$ " dia., Thackeray		1	
9/15/35233	238771	48	Sealing ring		2	
9/15/35207	529135	49	Engine front support housing, complete		1	
9/15/32016	258773	50	Silentbloc bush		1	
9/15/34301	316006	51	Top cover water pipe, complete		1	
9/15/34302	257701		Elbow		1	
9/15/34303	246044		Tube, rear		1	
9/15/34304	257700		Tee-piece		1	
9/15/34305	316007		Water jacket inlet pipe		1	
9/15/34306	231979		Nipple, conical		1	
9/15/34307	231978		Nut, union, $\frac{7}{8}$ " B.S.P.		1	
9/15/34300	351335	52	Rear mounting plate, complete		1	
9/15/35002	227840	53	Main bearing, front		2	
9/15/35003	227841	54	Main bearing, intermediate... ..		8	
9/15/35004	227842	55	Main bearing, centre and rear		4	
9/15/35006	227843	} 56	Thrust washer, upper		2	} Thrust washer
9/15/35005	227844		Thrust washer, lower		2	
9/15/35193	227790	57	Camshaft driving gear		1	} Camshaft driving gear
9/15/35331	227776	58	Tab washer, special, 2 holes		2	
9/15/35013	238832		Bolt, $\frac{7}{8}$ " dia. × 1.12" long, B.S.F., special		4	} Thrust washer
9/15/35330	227775	59	Thrust washer		1	
9/15/35316	242667	60	Shim		as reqd.	
9/15/35008	236513		Bolt, $\frac{3}{8}$ " dia. × 1.10" long, B.S.F., special...		4	
9/15/35293	227750	61	Push rod		12	
9/15/35318	227751	62	Tappet		12	
9/15/35195	232482	63	Intermediate gear		2	
9/15/35030	233364	64	Bush		2	
9/15/35317	234853	65	Spindle		2	
9/15/35007	234854	66	Bolt, special		2	
9/15/35234	234855	67	Nut, $\frac{3}{8}$ " dia., B.S.F., slotted, special		2	
9/15/35332	234856	68	Washer, plain, special		2	
9/15/35333	233365	69	Thrust washer		4	
	K5674		Split pin, $\frac{3}{32}$ " dia. × 1 $\frac{1}{4}$ " long		2	
9/15/35000	528601	70	Timing backplate		1	} Timing backplate
9/15/35225	227856	71	Joint		1	
9/15/30551	116734		Dowel		2	
9/15/35306	239792		Setscrew, $\frac{5}{16}$ " dia. × $\frac{3}{4}$ " long, B.S.F.		6	} Backplate to crankcase
9/15/35308	234917		Setscrew, $\frac{5}{16}$ " dia. × $\frac{3}{4}$ " long, B.S.F., c'sk....		1	
9/15/35315	234419	72	Oil pump driving shaft		1	
9/15/35228	227857	73	Joint		1	Crankshaft seal housing
9/15/35231	227854	74	Joint		1	Oil relief valve
9/15/35229	234916	75	Joint		1	Thrust housing
9/15/35292	513968		Timing pointer		1	} Seal housing and plate to crankcase
	FB106/26D		Bolt, $\frac{7}{16}$ " dia. × 3 $\frac{1}{4}$ " long, B.S.F.		3	
	FN107/L		Nut, $\frac{7}{16}$ " dia., B.S.F., plain		3	
	X75950		Washer, $\frac{7}{16}$ " dia., Kolok		3	

CRANKCASE
Leyland PL.23268

B.R. Cat. No.	Leyland Basic Part No.	Illustn. Ref. No.	Description	Used On	No. Reqd. Per Unit	Remarks
9/15/35016	FBI07/11D		Bolt, $\frac{7}{16}$ " dia. \times $1\frac{3}{8}$ " long, B.S.F.		1	} Seal housing to crankcase
	FBI07/10D		Bolt, $\frac{7}{16}$ " dia. \times $1\frac{1}{4}$ " long, B.S.F.		1	
9/15/35017	X75950		Washer, $\frac{7}{16}$ " dia., Kolok		2	} Seal housing and plate to crankcase
	513609		Bolt, $\frac{7}{16}$ " dia. \times 2.4" long, B.S.F., special...		7	
9/15/35025	X75921		Washer, $\frac{7}{16}$ " dia., plain, bright		7	} Plate to seal housing
	513608		Bolt, $\frac{7}{16}$ " dia. \times $1\frac{1}{4}$ " long, B.S.F., special...		2	
9/15/35226	X75921		Washer, $\frac{7}{16}$ " dia., plain, bright		2	} Engine front support bracket
9/15/35227	257689	76	Engine front support bracket		1	
9/15/35232	234378	77	Joint		1	} Support housing to front support bracket
9/15/32027	231607	78	Joint		1	
9/15/35197	243013		Joint washer		2	} Oil pump thrust housing
	FBI10/11D		Bolt, $\frac{5}{8}$ " dia. \times $1\frac{3}{8}$ " long, B.S.F.		1	
9/15/35307	258792		Washer, special, $\frac{21}{32}$ " i/dia. \times 2.25" o/dia. ...		1	} History plate
	X75953		Washer, $\frac{5}{8}$ " dia., Kolok		1	
9/15/35706	283104	79	Lifting handle		1	} Lifting bar
	231966		Setscrew, $\frac{5}{16}$ " dia. \times 0.75" long, B.S.F., special		2	
9/15/34308	X75889		Washer, $\frac{5}{16}$ " dia., shakeproof		2	} Relief valve body
	316242		Engine history plate		1	
9/15/34309	255809		Setscrew, No. 2 B.A. \times 0.625" long, cheese head		2	} Lifting bar
	X75946		Washer, $\frac{3}{16}$ " dia., Kolok		2	
9/15/34309	320451		Collared stud, $\frac{9}{16}$ " dia. \times $4\frac{3}{32}$ " long, B.S.F. ...		1	} Relief valve body
	320452		Collared stud, $\frac{9}{16}$ " dia. \times $3\frac{29}{32}$ " long, B.S.F. ...		1	
	X75952		Washer, $\frac{5}{16}$ " dia., Kolok		2	} Relief valve body
	FS105/7D	80	Setscrew, $\frac{5}{16}$ " dia. \times $\frac{7}{8}$ " long, B.S.F.		4	
	X75948		Washer, $\frac{5}{16}$ " dia., Kolok		4	
MAIN BEARING, UNDERSIZE						
1st standard						
9/15/59806	227842C/S1		Bearing main, centre and rear			
9/15/59811	227840C/S1		Bearing main, front			
9/15/59816	227841C/S1		Bearing main, intermediate			
2nd standard						
9/15/59807	227842C/S2		Bearing main, centre and rear			
9/15/59812	227840C/S2		Bearing main, front			
9/15/59817	227841C/S2		Bearing main, intermediate			
3rd standard						
9/15/59808	227842C/S3		Bearing main, centre and rear			
9/15/59813	227840C/S3		Bearing main, front			
9/15/59818	227841C/S3		Bearing main, intermediate			
4th standard						
9/15/59809	227842C/S4		Bearing main, centre and rear			
9/15/59814	227840C/S4		Bearing main, front			
9/15/59819	227841C/S4		Bearing main, intermediate			
5th standard						
9/15/59860	227842C/S5		Bearing, centre and rear			
9/15/59861	227840C/S5		Bearing, front			
9/15/59862	227841C/S5		Bearing, intermediate			

CRANKCASE

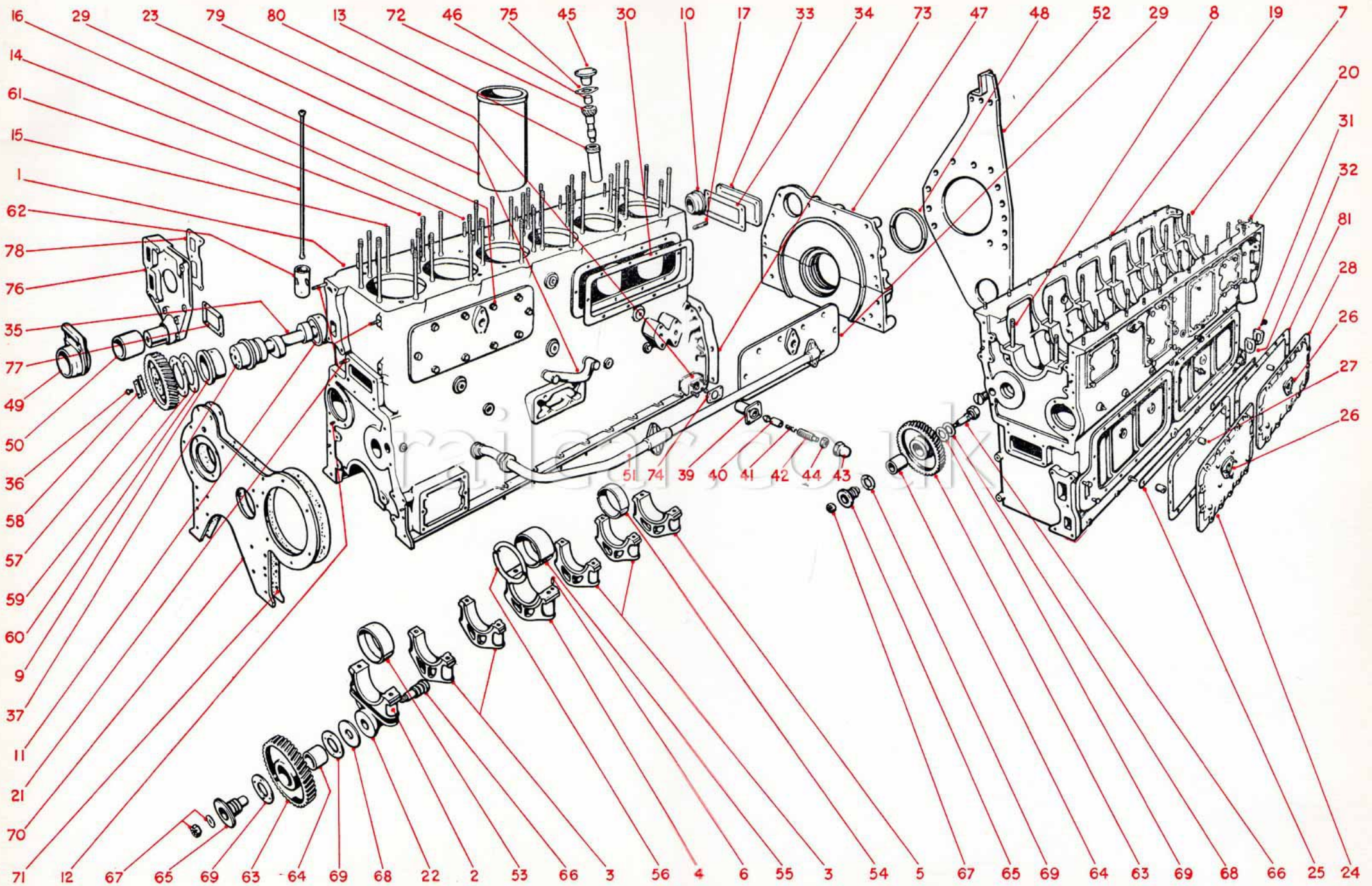
Leyland PL.23268

B.R. Cat. No.	Leyland Basic Part No.	Illustn. Ref. No.	Description	Used On	No. Reqd. Per Unit	Remarks
9/15/59821	227844H/S1		Washer, thrust, lower, 1st standard ...			
9/15/59822	227844H/S2		Washer, thrust, lower, 2nd standard ...			
9/15/59820	227844H/S3		Washer, thrust, lower, 3rd standard ...			
9/15/59823	227843H/S1		Washer, thrust, upper, 1st standard ...			
9/15/59824	227843H/S2		Washer, thrust, upper, 2nd standard ...			
9/15/59826	227843H/S3		Washer, thrust, upper, 3rd standard ...			

railcar.co.uk

Crankcase

R/ECC.5/I



TYPICAL ILLUSTRATION

WATER PUMP

Leyland PL.23269

B.R. Cat. No.	Leyland Basic Part No.	Illustn. Ref. No.	Description	Used On	No. Reqd. Per Unit	Remarks
Water Pump. R/EWP.4 (Arrangement Part No. 316385)						
9/15/61554	540843		Casing, bearing housing and impellor, complete		1	
9/15/61560	529117		Casing, complete		1	
9/15/61563	511337	1	Casing		1	
9/15/61562	287174	2	Bush		1	
9/15/40109	256081	4	Stud, $\frac{5}{16}$ " dia. \times 2.125" long, B.S.F., special		1	
9/15/61565	232911	3	Stud, $\frac{5}{16}$ " dia. \times 1.1" long, B.S.F., special		6	
9/15/61570	222896	5	Stud, $\frac{5}{16}$ " dia. \times 2.75" long, B.S.F., special		2	
	FN105/L		Nut, $\frac{5}{16}$ " dia., B.S.F., plain		9	
	X75948		Washer, $\frac{5}{16}$ " dia., plain		9	
9/15/61580	511953		Bearing housing, complete		1	
9/15/61588	511341	14	Bearing housing		1	
9/15/61595	511344	6	Driving shaft		1	
9/43/3951	132229	7	Ball bearing, Hoffmann LS.9		1	
9/43/31252	218905	10	Roller bearing, Hoffmann RLS.9		1	
9/15/61420	227698	8	Distance piece, outer		1	
9/15/61419	227699	9	Distance piece, inner		1	
9/15/61589	511345	11	Distance piece		1	
9/15/61584	235780	12	Circlip, 2" bore		1	
9/15/61585	511347	13	Driving gear		1	
9/15/61592	600054	15	Oil seal, Super CS5704 Syn-rubber M.2 type		1	
9/15/61427	266394	20	Water pump seal		1	
9/15/61602	505688	16	Joint		1	Bearing housing to water pump casing
9/15/61605	130792	17	Setscrew, $\frac{5}{16}$ " dia., B.S.F., c'sk. 0.625", special		2	Bearing housing to casing
9/15/61601	538693	19	Impeller		1	
9/15/61603	600057		Setscrew, $\frac{3}{16}$ " dia., B.S.F., "Unbrako", 0.25" long		1	
9/15/61630	6972		Plug, $\frac{1}{2}$ " B.S.P.		1	} Water pump casing
	X42629		Washer, joint, copper		1	
9/15/61551	9545		Plug, $\frac{1}{4}$ " B.S.P.		1	
9/15/33052	146855		Washer, joint, copper		1	
9/15/61602	505688	21	Joint		1	Bearing housing to timing case
9/15/61613	528774	22	End cover		1	
9/15/61620	511340	23	Joint		1	End cover
9/15/61633	511343	24	By-pass tube		1	
9/15/61616	X21393	25	Hose, $1\frac{1}{2}$ " dia. \times $2\frac{1}{2}$ " long		2	
	33369	26	Jubilee clip, size 3		4	
9/15/61617	X41625	27	Hose, 2" dia. \times 3" long		1	

WATER PUMP

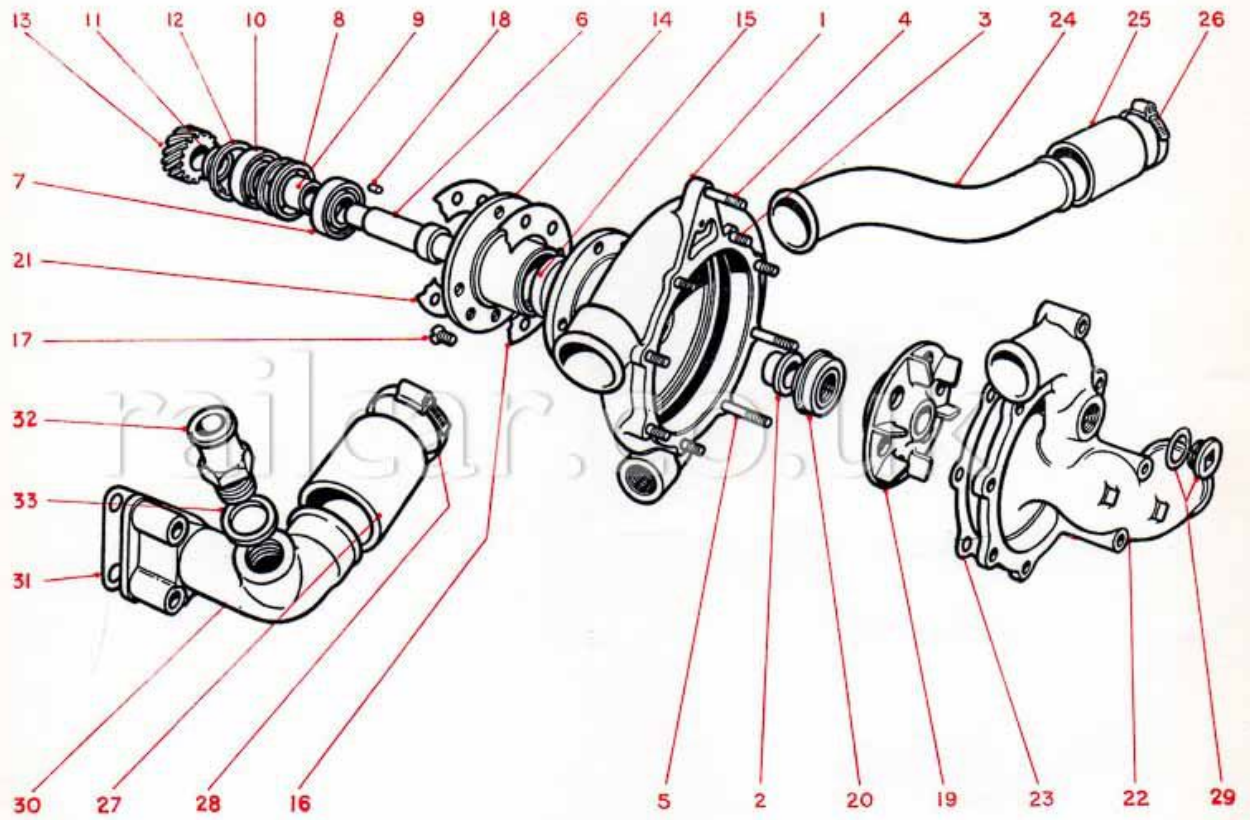
Leyland PL.23269

B.R. Cat. No.	Leyland Basic Part No.	Illust. Ref. No.	Description	Used On	No. Reqd. Per Unit	Remarks
	33369	28	Jubilee clip, size 3		2	
9/15/61624	13833	} 29	Plug, 3/4" B.S.P.		1	
9/15/40126	185484		Washer, joint		1	
9/15/61615	540709	30	Water inlet elbow		1	} Water inlet elbow
9/15/61623	511346	31	Joint		1	
9/15/61658	316005	32	Adapter		1	
9/15/40126	185484	33	Washer, joint		1	
<p>NEW REPLACEMENT PARTS (See B.U.T. Service Bulletin No. 90)</p>						
9/15/61563	601574		Casing... ..		1	
9/15/61595	601577		Driving shaft		1	
9/15/61601	321428		Impeller		1	
9/15/84689	1634Z1		Water pump seal		1	SCD 173/75
9/15/61659	601578		Seal housing		1	
9/15/61660	600727		Tab washer		1	
9/15/61661	600751		Locknut		1	
9/15/61662	601158		Insert		1	
9/15/61663	601159		'O' ring		1	
9/15/61664	60042		Woodruff key		1	

railcar.co.uk

Water Pump

R/EWP.4



TYPICAL ILLUSTRATION

FUEL INJECTION PUMP

Leyland PL.23270

B.R. Cat. No.	Leyland Basic Part No.	Illustn. Ref. No.	Description	Used On	No. Reqd. Per Unit	Remarks
<p>Fuel Injection Pump. R/EFP.IA/3 (Arrangement Part No. 545815)</p>						
9/15/47301	314505	1	Fuel injection pump, complete, C.A.V. type		1	
9/15/47441			Fuel pump, NL 6F 80/160			
9/15/47303			Governor, GRWB.21			
9/15/47425			Feed pump, DFP.3/2S			
			Control lever, 7126/336			
9/15/42150	529218		Fuel injection pump drive housing, complete		1	
9/15/42151	528800	2	Fuel pump drive housing		1	
9/15/42025	170972	3	Oil seal, Super No. 1751		1	
9/15/33048	227836		Stud, $\frac{3}{8}$ " dia. x 1.50" long, B.S.F., special		3	
	FN106/L		Nut, $\frac{3}{8}$ " dia., B.S.F., plain		3	
	X75962		Washer, $\frac{3}{8}$ " dia., Thackeray		3	
9/15/42007	239307		Coupling, complete		1	
9/15/42009	239303	4	Coupling... ..		1	
9/15/42011	X31724	5	Driving plate		6	
9/15/42012	238711	6	Sleeve		8	
9/15/42008	238851		Bolt, $\frac{3}{8}$ " dia. x $\frac{7}{8}$ " long, B.S.F., special		8	
	FN406/L		Nut, $\frac{3}{8}$ " dia., B.S.F., slotted		8	
	K5660		Split pin, $\frac{1}{16}$ " dia. x $\frac{7}{8}$ " long		8	
9/15/42010	239304	7	Adjusting plate		1	
9/15/42019	262910	8	Driving gear		1	
9/15/42020	257695	9	Bearing housing		1	
9/43/3410	192680	10	Ball bearing, Hoffmann XLS.2 $\frac{1}{4}$ "		1	
9/43/30656	233025	11	Roller bearing, Hoffmann RXLS.2 $\frac{1}{4}$ "		1	
9/15/42022	234897	12	Distance piece, outer		1	
9/15/42021	234898	13	Distance piece, inner		1	
9/15/42018	219242	14	Circlip, Seeger 3 $\frac{1}{2}$ " internal		1	
9/15/42017	227899	15	Circlip, Seeger 2 $\frac{1}{4}$ " external		1	
9/15/42137	544969	44	Solenoid bracket, complete		1	
9/15/46666	542532	17	Bleeder pipe, complete		1	
9/15/46720	274656	19	Oil level pipe, complete		1	
9/15/46662	545030	16	Inlet pipe, adapter to feed pump, complete		1	
9/15/46780	546529	18	Fuel supply pipe, tee-piece to pump, complete		1	
9/15/46681	538626	20	Pipe No. 1 injection, complete		1	} Pump to bracket
9/15/46682	542528	21	Pipe No. 2 injection, complete		1	
9/15/46683	542529	22	Pipe No. 3 injection, complete		1	
9/15/46684	538627	23	Pipe No. 4 injection, complete		1	
9/15/46686	538628	24	Pipe No. 5 injection, complete		1	
9/15/46688	538629	25	Pipe No. 6 injection, complete		1	

FUEL INJECTION PUMP

Leyland PL.23270

B.R. Cat. No.	Leyland Basic Part No.	Illustn. Ref. No.	Description	Used On	No. Reqd. Per Unit	Remarks	
9/15/46670	538630	26	Pipe No. 1 injection, complete		1	} Bracket to nozzle	
9/15/46672	538631	27	Pipe No. 2 injection, complete		1		
9/15/46673	538632	28	Pipe No. 3 injection, complete		1		
9/15/46674	538633	29	Pipe No. 4 injection, complete		1		
9/15/46675	538634	30	Pipe No. 5 injection, complete		1		
9/15/46677	538635	31	Pipe No. 6 injection, complete		1		
9/15/46709	546525	34	Leak-off pipe, complete		1	} Fuel pump bracket	
9/15/42180	259718	32	Gravity vent valve, complete		1		
9/15/42158	543766	48	Lever, complete		1		
9/15/46760	546524		Tee-piece, complete		1		
9/15/42125	506872	35	Fuel pump bracket		1		
9/15/42031	258598	36	Joint		1		
	FBI06/64D		Bolt, $\frac{1}{8}$ " dia. \times 8" long, B.S.F.		2		} Pump to bracket
	FBI06/17D		Bolt, $\frac{1}{8}$ " dia. \times 2 $\frac{1}{8}$ " long, B.S.F.		2		
	FN106/L		Nut, $\frac{1}{8}$ " dia., B.S.F., plain		4		
	X75962		Washer, $\frac{3}{8}$ " dia., Thackeray... ..		4		
9/15/42140	241786	37	Timing bracket		1	} Fuel pump	
9/15/42015	239302	38	Flywheel		1		
	FS105/6D		Setscrew, $\frac{5}{16}$ " dia. \times $\frac{3}{4}$ " long, B.S.F.		2		
	X75919		Washer, $\frac{5}{16}$ " dia., steel		2		
	X75948		Washer, $\frac{1}{16}$ " dia., Kolok		2		
9/15/42014	238710	39	Coupling flange		1		} Adjusting plate to flywheel
	119182		Woodruff key, B.S.60		1		
	FN408/L		Nut, $\frac{1}{2}$ " dia., B.S.F., slotted		1		
	X75922		Washer, $\frac{1}{2}$ " dia., steel		1		
	K5674		Split pin, $\frac{3}{32}$ " dia. \times 1 $\frac{1}{4}$ " long		1		
9/15/42130	529064	40	Support bracket		1	} Injection pipes	
9/15/42058	273284	41	Union		6		
9/15/42033	273321		Locknut, 14 mm. special		6	} Bracket	
9/15/34086	258599	42	Joint		1		
9/15/42030	257694	43	Joint		1	} Bearing housing to drive housing	
	FBI06/26D		Bolt, $\frac{3}{8}$ " dia. \times 3 $\frac{1}{2}$ " long, B.S.F.		1		
	X75962		Washer, $\frac{3}{8}$ " dia., Thackeray... ..		1		
9/15/46722	227545		Clip, counterbored hole		4	} Drive housing to sump	
9/15/46723	227546		Clip, tapped hole		4		
9/15/42052	233427		Setscrew, $\frac{1}{4}$ " dia. \times $\frac{5}{8}$ " long, B.S.F., ch. hd.		8	} Fuel pump bracket and sump to crankcase	
9/15/42160	262260	46	Cover plate		1		
9/15/34086	258599	47	Joint		1	} Injection pipes	
	FS105/10D		Setscrew, $\frac{5}{16}$ " dia. \times 1 $\frac{1}{4}$ " long, B.S.F.		3		
	FBI05/37D		Bolt, $\frac{5}{16}$ " dia. \times 4 $\frac{5}{8}$ " long, B.S.F.		1		
	FBI05/32D		Bolt, $\frac{5}{16}$ " dia. \times 4" long, B.S.F.		4		
	FBI05/21D		Bolt, $\frac{5}{16}$ " dia. \times 2 $\frac{5}{8}$ " long, B.S.F.		1		
	FN105/L		Nut, $\frac{5}{16}$ " dia., B.S.F., plain		6		
	X75961		Washer, $\frac{5}{16}$ " dia., Thackeray		9		
9/15/84100	540815	45	Solenoid, C.A.V. type 263-37M (24 v.)		1		} Compressor housing
	FS105/4D		Setscrew, $\frac{5}{16}$ " dia. \times $\frac{1}{2}$ " long, B.S.F.		4		
	X75948		Washer, $\frac{5}{16}$ " dia., Kolok		4		} Cover plate to housing
	FS106/6D		Setscrew, $\frac{3}{16}$ " dia. \times $\frac{3}{4}$ " long, B.S.F.		2		
	X75949		Washer, $\frac{3}{8}$ " dia., Kolok		2		
9/15/42155	170698		Jaw end		1		
	FN204/L		Locknut, $\frac{1}{4}$ " dia., B.S.F.		1	} Solenoid to sump	
9/15/42161	13323		Pin		1		
	K5670		Split pin, $\frac{3}{32}$ " dia. \times $\frac{3}{4}$ " long		1		

FUEL INJECTION PUMP

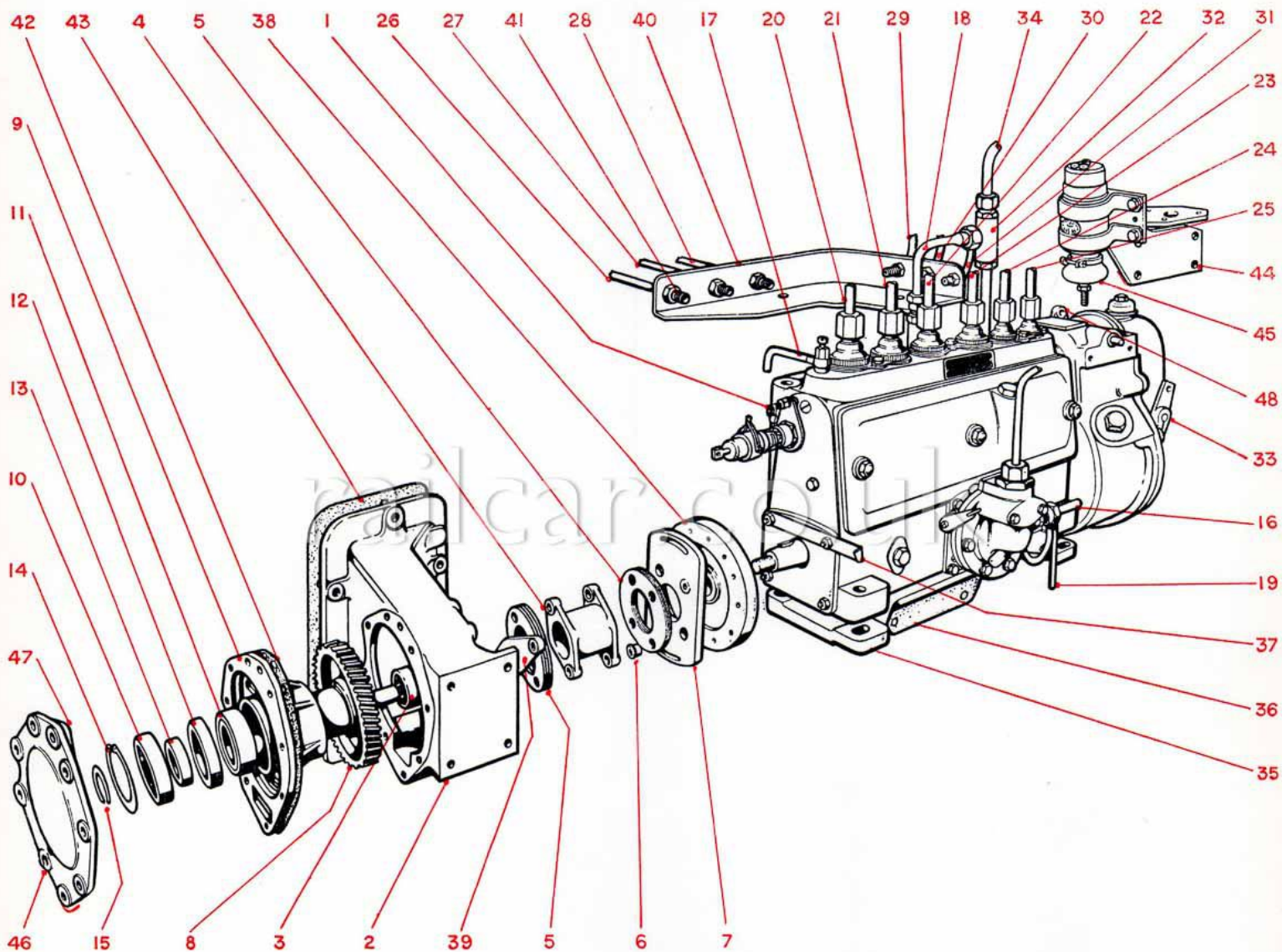
Leyland PL.23270

B.R. Cat. No.	Leyland Basic Part No.	Illustn. Ref. No.	Description	Used On	No. Reqd. Per Unit	Remarks
	FS105/5D		Setscrew, $\frac{5}{16}$ " dia. \times $\frac{5}{8}$ " long, B.S.F. ...			} Bleeder pipe to inner sump
	X75961		Washer, $\frac{5}{16}$ " dia., Thackeray ...			
9/75/1620	529352		T.D.R. inlet adapter, C.A.V. type 7092/78A			} Fuel inlet
9/15/42100	304336		Adapter			
	X40536		Locknut, $\frac{3}{8}$ " GAS			} Tee-piece for pipe filter to tee-piece
9/15/42181	X75911		Washer, shakeproof, $\frac{11}{16}$ " dia. ...			
9/15/33041	233512		Adapter			} Gravity vent valve
9/15/33051	X42628		Washer, joint, copper			
9/15/40021	131347		Washer, joint, copper			

railcar.co.uk

Fuel Injection Pump

R/EFP.IA/3



TYPICAL ILLUSTRATION

CYLINDER HEAD
Leyland PL.23271

B.R. Cat. No.	Leyland Basic Part No.	Illustr. Ref. No.	Description	Used On	No. Reqd. Per Unit	Remarks
Cylinder Head. R/ECH.4 (Arrangement Part No. 316384)						
9/15/40525	518409		Cylinder head and valves, complete ...		2	
9/15/40530	518410	1	Cylinder head, studs, valve guides and seats, complete ...		2	
9/15/35258	13834		Core plug, $\frac{1}{2}$ " B.S.P. ...		4	
9/15/40013	X31911		Core plug, $\frac{1}{2}$ " B.S.P. ...		14	
9/15/40536	255695	} 2	Plug, $\frac{3}{4}$ " B.S.F. ...		6	Plug
9/15/40021	131347		Washer, joint ...		6	
9/15/40535	281325	3	Valve guide ...		12	
9/15/40537	281326	4	Valve seat exhaust ...		6	
9/15/40017	227911	5	Sleeve ...		6	Nozzle holder
9/15/40018	227914	6	Stud, $\frac{3}{8}$ " dia. \times 1-90" long, B.S.F., special ...		10	} Exhaust manifold
9/15/40011	272676		Nut, $\frac{3}{8}$ " dia., B.S.F., special ...		10	
9/15/33047	227873	7	Stud, $\frac{3}{8}$ " dia. \times 1-70" long, B.S.F., special ...		10	} Inlet manifold
	FN106/L		Nut, $\frac{3}{8}$ " dia., B.S.F., plain ...		10	
	X75962		Washer, $\frac{3}{8}$ " dia., Thackeray ...		10	
9/15/40019	227763	8	Stud, $\frac{1}{2}$ " dia. \times 4-6" long, B.S.F., special ...		6	} Rocker brackets
	FN108/L		Nut, $\frac{1}{2}$ " dia., B.S.F., plain ...		6	
	X75951		Washer, $\frac{1}{2}$ " dia., Kolok ...		6	
9/15/40020	231614	9	Stud, $\frac{1}{2}$ " dia. \times 5 $\frac{1}{2}$ " long, B.S.F., special ...		6	} Rocker bracket and nozzle clamp
	FN108/L		Nut, $\frac{1}{2}$ " dia., B.S.F., plain ...		6	
9/15/40012	227761	10	Nut, $\frac{1}{2}$ " dia., B.S.F., Simmonds ...		6	
9/15/33048	227836	11	Stud, $\frac{3}{8}$ " dia. \times 1 $\frac{1}{2}$ " long, B.S.F., special ...		8	} Lifting plate
	FN106/L		Nut, $\frac{3}{8}$ " dia., B.S.F., plain ...		8	
	X75949		Washer, $\frac{3}{8}$ " dia., Kolok ...		8	
9/15/35101	121421	12	Dowel ...		4	} Rocker bracket Cylinder head cover
9/15/35101	121421	13	Dowel ...		4	
9/15/40009	242199	} 14	Liner, 3-45" long ...		as reqd.	Stud holes
9/15/40008	242709		Liner ...		1	Oil hole
9/15/40010	256641		Liner, 5-35" long ...		as reqd.	Stud holes
9/15/40022	227733	15	Lifting nut, special ...		4	
9/15/40023	60050	16	Lifting plate ...		4	
9/15/40546	280864	17	Valve, inlet ...		6	
9/15/40545	280865	18	Valve, exhaust ...		6	
9/15/40025	236489	19	Valve spring, inner ...		12	
9/15/40026	236490	20	Valve spring, outer ...		12	
9/15/40003	236177	21	Valve spring collar ...		12	
9/15/40005	236541	22	Valve cone (2 halves) ...		12	
9/15/40024	190832	23	Valve seal ...		12	
9/15/40004	236178	24	Valve spring collar, lower ...		12	

CYLINDER HEAD

Leyland PL.23271

B.R. Cat. No.	Leyland Basic Part No.	Illustr. Ref. No.	Description	Used On	No. Reqd. Per Unit	Remarks
9/15/40029	246071		Decompressor and rocker gear, complete		2	
9/15/40037	246048		Rocker lever, complete		12	
9/15/40040	266449	25	Rocker lever		12	Rocker lever
9/15/40039	223256	26	Bush		12	
9/15/40038	227737	27	Ball end		12	
9/15/40041	227738		Locknut, 1/2" dia., B.S.F., special ...		12	
9/15/40032	234074		Decompressor shaft, complete ...		2	
9/15/40035	227745	38	Decompressor shaft		2	
9/15/40034	231490	39	Decompressor lever		2	
	FB104/14D		Bolt, 1/4" dia. x 1 3/4" long, B.S.F. ...		2	
	FN104/L		Nut, 1/4" dia., B.S.F., plain		2	
	X75947		Washer, 1/4" dia., Kolok		2	
9/15/40036	232426	28	Plunger		2	Decompressor shaft Plunger
9/15/40044	12373	29	Spring		2	
9/15/40042	227743	30	Rocker shaft		2	
9/15/40030	232428	31	Rocker bracket		6	
9/15/40043	60166	32	Spring, long		4	
9/15/40045	60186	33	Spring, short		4	
9/15/40047	60143	34	Washer, steel, 5/8" i/dia. x 1 1/4" o/dia., special		12	
9/15/40031	60112	35	Circlip, external, 0.825" i/dia., special ...		4	
9/15/40046	60142	36	Washer, special		4	
9/15/40048	60207	37	Welch washer, 0.622" dia., special ...		4	
9/15/60613	529133		Water outlet pipe, complete		1	
9/15/60614	529134		Water outlet pipe, complete		1	
9/15/40597	513571	40	Water outlet pipe		1	
9/15/33049	227933	41	Stud, 5/16" dia. x 1.3" long, B.S.F., special		3	} Outlet elbow
9/15/40599	222904	42	Stud, 5/16" dia. x 3.75" long, B.S.F., special		1	
	FN104/L		Nut, 5/16" dia., B.S.F., plain		4	
	X75961		Washer, 5/16" dia., Thackeray		4	
9/15/40111	227607		Plug, 3/4" dia., B.S.P.		3	
9/15/40126	185484		Washer, joint		3	
9/15/40600	514132	43	Thermostat		1	
	X16631	44	Setscrew, 2 B.A. x 0.281", cheese head ...		1	} Locating thermo- stat
9/15/40124	227940		Washer, joint		1	
9/15/40589	528293	45	Water outlet elbow		1	
9/15/40592	514148	46	Joint		1	Outlet elbow
9/15/40510	529933		Cylinder head cover, front, complete		1	
9/15/40512	529928		Instruction plate		1	
	229992		Parker-Kalon screw, type U, No. 10 x 1/2"		4	
9/15/40518	529934	47	Cylinder head cover, rear, complete...		1	
9/15/40519	529929	48	Monogram plate		1	
	229992		Parker-Kalon screw, type U, No. 10 x 1/2"		4	

CYLINDER HEAD

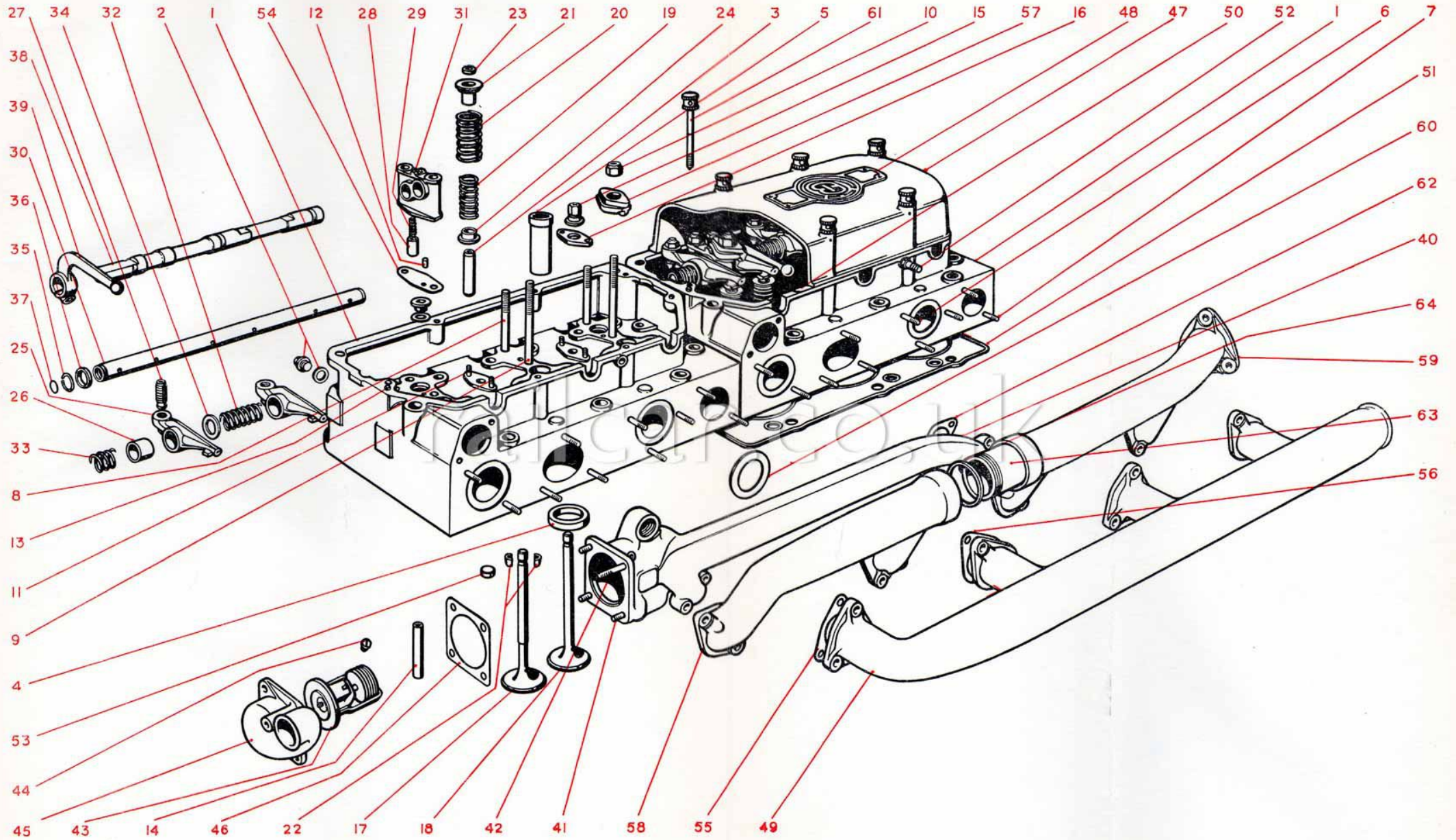
Leyland PL.23271

B.R. Cat. No.	Leyland Basic Part No.	Illustn. Ref. No.	Description	Used On	No. Reqd. Per Unit	Remarks
9/15/40581	528264	49	Inlet manifold		1	Cylinder head cover
9/15/40054	232430	50	Joint		2	
9/15/40560	314149	51	Cylinder head gasket		2	} Leak-off
9/15/39993	227615	52	Adapter		2	
9/15/40098	156885		Nut, lock, $\frac{1}{8}$ " B.S.P.		2	
9/15/39994	191286	53	Valve cap		12	
9/15/40058	227913	54	Joint		6	Rocker bracket
9/15/40568	281323	55	Joint		2	Inlet manifold, 1, 2, 4, 5 cylinders
9/15/40566	281322	56	Joint		2	Inlet manifold, 3 and 6 cylinders
9/15/39995	231613	57	Clamp		6	Nozzles
9/15/40578	513569	58	Exhaust manifold, front		1	Exhaust manifold
9/15/40580	528598	59	Exhaust manifold, rear		1	
9/15/40055	227764	60	Gasket		4	
9/15/40116	246173	61	Setscrew, special		12	
9/15/40060	227767	62	Joint		2	} Water outlet pipe
	FB106/15D		Bolt, $\frac{3}{8}$ " dia. \times $1\frac{7}{8}$ " long, B.S.F.		2	
	FB106/8D		Bolt, $\frac{3}{8}$ " dia. \times 1 " long, B.S.F.		2	
	X75962		Washer, $\frac{3}{8}$ " dia., Thackeray... ..		4	
9/15/40606	514249	63	Connecting tube		1	
9/15/40603	271395	64	Sealing ring		4	

railcar.co.uk

Cylinder Head

R/ECH.4

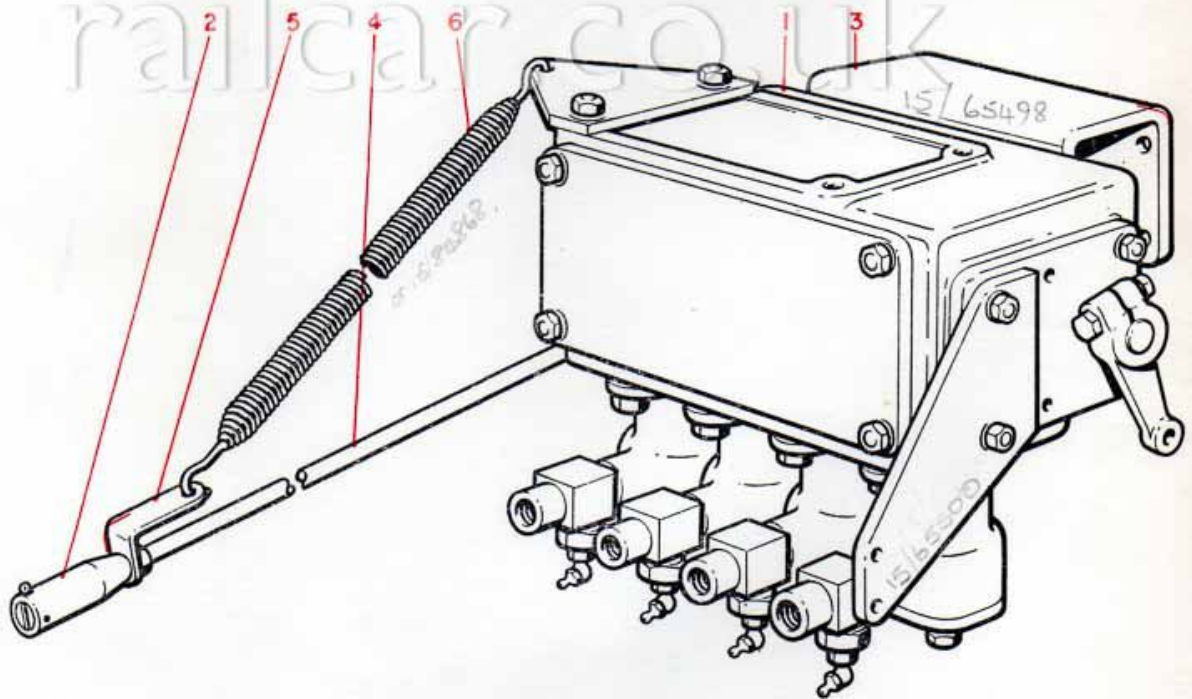


TYPICAL ILLUSTRATION

THROTTLE CONTROL GEAR

Leyland PL.23272

B.R. Cat. No.	Leyland Basic Part No.	Illust. Ref. No.	Description	Used On	No. Reqd. Per Unit	Remarks
<p>Throttle Control Gear. Unit R/TCG.5 (Arrangement Part No. 318782)</p>						
9/15/65551	318726	1	Throttle motor, "L" type, complete ...		1	
9/15/45581	184718	2	Ball joint, complete		2	
9/15/65552	351341	3	Throttle motor bracket		1	
	FB106/10D		Bolt, $\frac{3}{8}$ " dia. \times $1\frac{1}{2}$ " long, B.S.F.		4	} Bracket to rear mounting plate
	FN106/L		Nut, $\frac{3}{8}$ " dia., B.S.F., plain		4	
	X75949		Washer, $\frac{3}{8}$ " dia., Kolok		4	
9/15/42170	529169	4	Control rod		1	
9/15/65553	318838	5	Spring anchor		1	
	FN105/L		Nut, $\frac{5}{16}$ " dia., B.S.F., plain		2	} Control rod
	FN105/L		Nut, $\frac{5}{16}$ " dia., B.S.F., plain		2	
	X75961		Washer, $\frac{5}{16}$ " dia., Thackeray		2	
9/15/65554	2224	6	Throttle control spring		1	} Ball joint



TYPICAL ILLUSTRATION