

L-TYPE ENGINE
900 SERIES

railcar.co.uk

900 SERIES

L-TYPE ENGINE

NUMERICAL INDEX
of Part Numbers
L-Type Engine 900 Series
for
B.U.T. Diesel Train for British Railways

Leyland Basic Part No.	B.R. Cat. No.	PL. No.	Page No.	Leyland Basic Part No.	B.R. Cat. No.	PL. No.	Page No.
	9/75/7220	23076	1	33568B	9/15/84656	23044	2
	9/75/7230	"	1	"	"	23073	2
	9/75/7240	"	1	33569A	9/15/84649	23044	2
	9/15/8380	23065	1	"	"	23073	2
	9/75/9377	23051	1				
	"	23065	1	42358	9/15/76477	22562	1
	9/15/47340	23076	1	54078C	9/15/84598	23041	1
	9/15/47425	"	1	54078CA	"	23070	1
	9/15/84799	23054	1	"	"	23308	1
	9/15/85165	23076	1	54203A	9/15/84715	23047	1
	9/15/85166	"	1	"	"	23055	1
	9/15/85190	23301	1				
	9/15/85191	"	1	60112	"	23040	2
	9/15/85192	"	1	"	"	23069	2
				"	"	23307	2
2460	9/43/5279	23056	2	60142	9/15/40046	23040	2
9749	9/15/34090	23057	1	"	"	23069	2
9806	9/15/35115	23064	1	"	"	23307	2
"	9/15/35115	22562	1	60143	9/15/40047	23040	2
				"	"	23069	2
12215C	9/15/84648	23044	2	"	"	23307	2
"		23073	2	60166	9/15/40043	23040	2
12373	9/15/40044	23040	2	"	"	23069	2
"	"	23069	2	"	"	23307	2
"	"	23307	2	60186	9/15/40045	23040	2
				"	"	23069	2
13833	9/15/61624	23064	1	"	"	23307	2
"	"	23079	1	60207	9/15/40048	23040	2
"	"	23085	1	"	"	23069	2
13834	9/15/35258	23039	2	"	"	23307	2
"	"	"	3	60284	9/15/35037	23041	2
"	"	23057	1	"	"	23070	1
"	"	23061	2	60544	9/15/33043	23039	1
"	"	"	3	"	"	23044	1
"	"	23066	1	"	"	23061	1
"	"	23068	3	"	"	23068	1
"	"	23085	1	"	"	23073	1
"	"	23312	2	"	"	23312	1
"	"	"	3	62590	9/15/84330	22562	1
33369	"	22553	5				
"		23305	1	64012	9/43/31265	22553	3
"		23311	1	"	"	"	4
"		23314	1	"	"	22580	1
33567A	9/15/84653	23044	2	"	"	22581	1
"	"	23073	2	"	"	23056	1

Leyland Basic Part No.	B.R. Cat. No.	PL. No.	Page No.	Leyland Basic Part No.	B.R. Cat. No.	PL. No.	Page No.
71335A2	9/15/84562	23040	2	180887	9/15/84771	23052	2
"	"	23069	3	"	"	23081	1
"	"	23307	2	"	"	"	2
72123E	9/15/84807	23055	1	180888	9/15/84773	23052	2
72124E	9/15/84804	"	1	180889	9/15/84774	"	2
"	"	23084	1	184718	9/15/42103	23047	1
81044	9/43/33506	23056	2	"	"	23086	1
82724		22554	1	185484	9/15/40126	22553	5
83420	9/15/84869	23086	1	"	"	22580	1
97711		22553	5	"	"	22581	1
"		22580	1	"	"	23064	1
"		22581	1	"	"	"	2
97905	9/15/84234	22553	3	"	"	23079	1
98386	9/15/84921	23067	1	"	"	23304	1
102272	9/15/84825	23056	1	190832	9/15/40024	23040	2
102812	9/15/85244	23306	1	"	"	23069	1
116734	9/15/30551	23061	1	"	"	23307	2
"	"	23068	1	191198	9/15/30513	23041	1
"	"	23093	1	"	"	23070	1
"	"	23312	1	191286	9/15/39994	23308	1
121153	9/43/5296	23056	2	"	"	23040	2
121421	9/15/35101	23040	1	191902	"	23069	2
"	"	23069	1	191904	9/15/84323	23307	1
"	"	23307	1	204313	9/15/58303	23041	1
121975	9/15/33055	23306	1	205159	9/15/35150	23070	1
130700	9/15/65664	23052	1	"	"	23308	1
"	"	23081	1	218905	9/43/31252	23040	2
131302	9/15/35100	23068	1	"	"	23069	2
131347	9/15/40021	23051	1	222909	9/15/84814	23307	2
"	"	23056	1	222910	9/15/35219	"	1
"	"	23065	2	223250	9/15/55239	23064	2
132229	9/43/3951	22553	4	227534	9/15/84755	23079	2
134147		22555	1	227535	9/15/84754	23052	1
134493	9/43/6028	22551	1	227560	9/15/84767	"	1
145063	9/15/58310	23081	2	"	"	23081	1
145565	9/15/35158	23050	1	227735	9/15/39039	22553	4
"	"	23052	1	227737	9/15/40038	23040	2
"	"	22562	1	"	"	23069	2
"	"	23064	1	227751F	9/15/84574	23307	2
146855	9/15/33052	"	1	"	"	"	2
"	"	23079	2	227751	9/15/35318	23040	2
"	"	23306	1	227799	9/15/84692	23068	2
147529	9/15/84215	22553	3	"	"	23045	1
157913		23056	1	227821	9/15/84245	23074	1
158699	9/15/84324	22562	1	227823	9/15/84246	22553	4
				227828	9/15/84244	"	4
				227915	9/15/84341	22569	1
				"	"	22570	1
				"	"	22571	1

Leyland Basic Part No.	B.R. Cat. No.	PL. No.	Page No.	Leyland Basic Part No.	B.R. Cat. No.	PL. No.	Page No.
227918	9/15/33035	23040	1	236014		23068	2
"	"	23069	2	236534	9/15/46163	22561	1
"	"	23307	1	"	"	22563	1
227919	9/15/33008	23040	2	"	"	22564	1
"	"	23044	1	236541	9/15/40005	23040	2
"	"	23069	2	"	"	23069	2
"	"	23081	1	"	"	23307	2
"	"	23307	2	239283	9/15/84233	22553	3
227940	9/15/40124	22553	5	239504	9/15/34007	23078	1
"	"	22580	1				
"	"	22581	1	240380	9/15/84739	23050	1
229585	9/15/84696	23046	1	"	"	23064	1
"	9/15/84696	23075	1	"	"	23079	2
229723	9/15/34001	23304	1	240453		22562	1
229817	9/15/84837	23056	2	240919	9/15/84860	23057	1
230062	9/15/84772	23052	2			23305	1
				242535	9/15/33030	22553	3
231490	9/15/40034	23040	2	"	"	"	4
"	"	23069	2	"	"	22580	1
"	"	23307	2	"	"	22581	1
231971	9/15/85224	23305	1	242584		23068	2
232884	9/15/84740	23050	1	245139	9/15/84238	22553	4
232885	9/15/84327	22562	1	245141	9/15/39041	"	4
233144	9/15/84958	23069	1	245142	9/15/39040	"	4
233364	9/15/35030	23039	3	245801	9/15/33213	23044	2
"	"	23061	3	"	"	23073	2
"	"	23068	2	"	"	23306	1
"	"	23312	3	246793	9/15/33211	23044	2
233365	9/15/35333	23039	3	"	"	23073	2
"	"	23061	3	246795	9/15/84661	23044	2
"	"	23068	2	"	"	23073	3
233512	9/15/33041	23050	1	246796	9/15/33232	23044	2
"	"	23051	1	"	"	23073	3
"	"	23052	1	"	"	23306	1
"	"	23064	1	246797	9/15/33285	23044	2
"	"	23065	1	"	"	23073	3
"	"	23079	2	"	"	23306	1
"	"	23305	1	246798	9/15/33270	23044	2
"	"	23311	1	"	"	23073	3
234853	9/15/35317	23039	3	246799	9/15/33230	23044	2
"	"	23061	3	"	"	23073	2
"	"	23068	2	246800	9/15/33215	23044	2
"	"	23312	3	"	"	23073	2
234856	9/15/35332	23039	3	"	"	23306	1
"	"	23061	3	247693	9/15/85232	23306	1
"	"	23068	3	257686	9/15/30535	23041	1
"	"	23312	3	"	"	"	2
235041	9/15/55236	23064	2	"	"	23070	1
"	"	23079	2	"	"	23308	1
235042	9/15/55217	23064	2				
"	"	23079	2	255809		23052	2
235043	9/15/55237	23064	2				
"	"	23079	2	257707	9/15/84232	22553	3
235044	9/15/55238	23064	2	258900	9/15/33250	23044	2
"	"	23079	2	"	"	23073	3
235064	9/15/55235	23064	2	259718	9/15/42180	23051	1
235773		22553	4	"	"	23065	1

Leyland Basic Part No.	B.R. Cat. No.	PL. No.	Page No.	Leyland Basic Part No.	B.R. Cat. No.	PL. No.	Page No.
260513	9/15/35325	23061	3	299644	9/15/84228	22553	3
"	"	23068	3	299674	9/15/84959	23069	1
"	"	23312	3	299758	9/15/84240	22553	4
262539	"	23056	2	"	"	23057	1
264740	"	23052	2	"	"	23066	1
264740/13	"	23081	2	"	"	23085	1
265641	9/15/85222	23305	1	299917/120	9/15/65661	22555	1
266522	9/15/84219	22553	3	299963	9/15/84862	23061	1
"	"	"	4	"	"	23312	1
"	"	22580	1	299965	9/15/84517	23039	3
"	"	22581	1	"	"	23061	3
266724	9/15/76427	22579	1	"	"	23068	3
267154	9/15/84202	22553	2	"	"	23312	3
267157	9/15/84201	"	2	299966	9/15/84607	23041	1
267579	9/15/41781	23052	1	"	"	"	2
267580	9/15/84751	23052	1	"	"	23308	1
267582	9/15/41783	"	1	"	"	"	"
272623	9/15/84382	22572	2	300508	9/15/76405	23299	2
273284	9/15/42058	23076	1	301034	9/15/84197	22553	2
273321	9/15/42033	"	1	301078	9/15/84873	23086	1
"	"	23064	2	302425	9/15/85041	23076	1
"	"	23305	1	303432	9/15/84558	23040	2
273385	9/15/84887	23064	1	"	"	23069	3
276018	"	23041	1	"	"	23307	2
"	"	"	2	303681	9/15/37535	23056	2
"	"	23308	1	307998	9/15/84713	23047	1
281809	"	22551	1	308286	9/15/84765	23052	1
281959	9/15/43102	"	1	"	"	23081	1
282711	9/15/43109	"	1	310079	9/15/84497	23039	2
282712	9/15/43104	"	1	"	"	23061	2
282713	9/15/43122	"	1	"	"	23068	3
282714	9/15/43136	"	1	"	"	23312	2
"	"	23064	2	310788/2	9/15/84273	22555	1
"	"	23085	1	312339	9/15/84260	22554	1
289191	9/43/214	22553	3	312340	9/15/84261	"	1
"	"	"	4	312341	9/15/84262	"	1
"	"	22580	1	"	"	22567	1
"	"	22581	1	312342	9/15/84263	22554	1
292889	9/15/35117	23039	1	312393	9/15/84266	"	1
"	"	23061	1	312910	9/15/84871	23076	1
"	"	23068	1	312911	9/15/84872	"	1
"	"	23312	1	314031	9/15/84466	23039	1
294316	"	23052	2	314032	9/15/84166	22579	1
"	"	23081	2	"	"	"	2
294921	9/15/85268	23040	2	"	"	23299	1
"	"	23069	2	314033	9/15/84167	22579	1
"	"	23307	2	"	"	"	2
298306/24	9/15/85249	23306	1	"	"	23299	1
298812	9/15/84667	23044	2	314034	9/15/85169	"	1
298885	9/15/85237	23306	1	314035	9/15/85170	"	1
299006	9/15/84968	23041	1	314036	9/15/84170	22578	1
"	"	23070	1	"	"	"	2
"	"	23308	1	"	"	22579	1
299309	9/15/85245	23306	1	"	"	"	1
299312	9/15/84214	22553	2	"	"	23299	1
"	"	"	3	"	"	"	2

Leyland Basic Part No.	B.R. Cat. No.	PL. No.	Page No.	Leyland Basic Part No.	B.R. Cat. No.	PL. No.	Page No.
314037	9/15/84171	22578	1	314168	9/15/85267	"	1
"	"	"	2	314172	9/15/85261	"	1
"	"	22579	1	314174	9/15/85264	"	1
"	"	"	2	314207	9/15/84724	23049	1
"	"	23299	1	314209	9/15/84729	"	1
"	"	"	2	314227	9/15/85256	23312	3
314038	9/15/84467	23039	1	314229	9/15/84455	23039	1
"	"	23061	2	"	"	23061	1
"	"	23068	3	"	"	23068	3
"	"	23312	1	"	"	23312	1
314039	9/15/84175	22578	1	314230	9/15/84456	23036	1
"	"	"	2	314286	9/15/84630	23043	1
"	"	22579	1	"	"	23309	1
"	"	"	2	314336	9/15/85221	23305	1
"	"	23299	1	314572	9/15/84934	23068	1
"	"	"	2	314573	9/15/84669	23044	2
314040	9/15/84173	22578	1	"	"	23073	2
"	"	"	2	314574	9/15/84670	23044	3
"	"	22579	1	314575	9/15/84671	"	3
"	"	"	2	"	"	23073	3
314041	9/15/84172	22578	1	314576	9/15/84672	23044	3
"	"	"	2	"	"	23073	2
"	"	22579	1	314649	9/15/85220	23305	1
"	"	"	2	314800	9/15/84665	23041	2
314055	9/15/84494	23039	2	"	"	23070	1
"	"	23061	2	314814	9/15/84894	23064	1
"	"	23068	3	"	"	23079	1
"	"	23312	2	314815	9/15/84904	23064	2
314056	9/15/84496	23039	2	"	"	23079	2
"	"	23061	2	314816	9/15/84905	23064	2
"	"	23312	2	"	"	23079	1
314057	9/15/84736	23050	1	314817	9/15/84906	23064	2
"	"	23064	1	"	"	23079	1
"	"	23079	2	314818	9/15/84907	23064	2
314059	9/15/84737	23050	1	"	"	23079	1
"	"	23064	1	314819	9/15/84895	23064	1
"	"	23079	1	"	"	23079	1
314060	9/15/84738	23050	1	314820	9/15/84896	23064	1
314070	9/15/84626	23043	1	"	"	23079	1
"	"	23309	1	314821	9/15/84897	23064	1
314074	9/15/84162	23043	1	"	"	23079	1
314078	9/15/84500	23039	2	314822	9/15/84898	23064	1
"	"	23061	2	"	"	23079	1
"	"	23312	2	314823	9/15/84899	23064	1
314119	9/15/84637	23044	1	"	"	23079	1
314130	9/15/84757	23052	1	314824	9/15/84900	23064	1
314131	9/15/84770	"	2	"	"	23079	1
314133	"	23081	2	314825	9/15/84901	23064	1
"	"	23052	2	"	"	23079	1
314134	"	23081	2	314826	9/15/84902	23064	1
"	"	23052	2	"	"	23079	1
314135	"	23081	2	314827	9/15/84903	23064	1
"	"	23052	2	"	"	23079	1
314136	9/15/84758	"	1	314906	9/15/84159	23299	1
314164	9/15/85262	23313	1	314909	9/15/84163	22578	1
314166	9/15/85265	"	1	"	"	22579	1
314167	9/15/85266	"	1	"	"	23299	1

Leyland Basic Part No.	B.R. Cat. No.	PL. No.	Page No.	Leyland Basic Part No.	B.R. Cat. No.	PL. No.	Page No.
314910	9/15/84168	22578	1	317215	9/15/85173	23299	1
"	"	"	2	317448	9/15/84401	22578	1
"	"	22579	1	317449	9/15/84405	"	2
"	"	"	2	317450	9/15/84399	"	1
314911	9/15/84169	22578	1	317451	9/15/84402	"	1
"	"	"	2	317452	9/15/84403	"	1
"	"	22579	1	317453	9/15/84406	"	2
"	"	"	2	317454	9/15/84407	"	2
315152	9/15/84603	23041	1	317460	9/15/84400	"	1
315511	9/15/84863	23061	2	"	"	"	2
315553	9/15/84916	23065	1	317534	9/15/84100	23052	1
315594	9/15/84891	23064	1	"	"	23081	1
"	"	23079	1	317556	9/15/84404	22578	2
315616	9/15/84910	23064	2	317571	9/15/85251	23311	1
"	"	23079	1	317585	9/15/85253	"	1
315617	9/15/84911	23064	2	317586	9/15/85252	"	1
"	"	23079	1	317882	9/15/84658	23044	2
315618	9/15/84908	23064	2	317883	9/15/84659	"	2
"	"	23079	1	"	"	23073	3
315619	9/15/84909	23064	2	317898	9/15/84416	22579	1
"	"	23079	1	317900	9/15/84412	22578	1
315621	9/15/84889	23064	1	"	"	22579	1
315622	9/15/84890	"	1	"	"	23299	1
315626	9/15/84848	23057	1	317901	9/15/84411	22578	1
"	"	23066	1	"	"	22579	1
"	"	23085	1	"	"	23072	1
315635	9/15/84913	23065	1	"	"	23299	1
315636	9/15/84914	"	1	"	"	23309	1
315770	9/15/84917	23066	1	317902	9/15/84413	22578	1
"	"	23085	1	"	"	22579	1
315771	9/15/84918	23066	1	"	"	23299	1
"	"	23085	1	317959	9/15/84912	23064	2
315884	9/15/84920	23067	1	"	"	23085	1
"	"	23086	1	318418	9/15/84410	22578	1
315895	9/15/65459	23067	1	318423	9/15/84418	22579	1
"	"	23086	1	318424	9/15/84420	"	2
316032	9/15/84864	23061	3	318431	9/15/84415	"	1
316036	9/15/85206	23304	1	318432	9/15/84417	"	1
316055	9/15/84666	23041	2	318434	9/15/84409	22578	1
316216	9/15/84683	23045	1	318936	9/15/84419	22579	2
"	"	23074	1	318963	9/15/84868	23086	1
316221	9/15/84164	23299	1	318986	"	23081	1
316241	9/15/85263	23313	1	319120	9/15/85035	23076	2
316242	9/15/35334	23068	2	"	"	"	"
316312	9/15/84884	23078	1	320119	9/15/84938	23068	2
316314	9/15/84886	23064	1	320122	9/15/84951	"	4
"	"	23079	1	320123	9/15/84952	"	4
316315	9/15/84888	23064	1	320391	9/15/84976	23070	1
"	"	23079	1	350000	9/15/85195	23302	1
316517	9/15/84625	23043	1	350029	9/15/84291	22558	1
"	"	23309	1	350032	9/15/84292	"	1
316810	9/15/84915	23065	1	350065/72	9/15/84342	22569	1
316991	9/15/84763	23052	1	"	"	22570	1
"	"	23081	1	"	"	22571	1
317190	9/15/85257	23312	3	350100	9/15/84179	22553	1
317198	9/15/85270	23308	1	350101	9/15/84189	"	1
317214	9/15/85174	23299	2	"	"	"	2

Leyland Basic Part No.	B.R. Cat. No.	PL. No.	Page No.	Leyland Basic Part No.	B.R. Cat. No.	PL. No.	Page No.
350102	9/15/84191	..	2	350652	9/15/85196	23303	1
350103	9/15/84188	..	1	350657	9/15/85197	..	1
350207	9/15/84264	22554	1	350662	9/15/85199	23304	1
350213	9/15/84280	22557	1	350664	9/15/85205	..	1
350229	9/15/85236	23306	1	350666	9/15/85201	..	1
350230	9/15/85235	..	1	350667	9/15/85204	..	1
350232	9/15/85227	..	1	350668	9/15/85202	..	1
350276	9/15/84178	22553	1	350673	9/15/85210	..	1
350289	9/15/85207	23304	1	350674	9/15/85198	..	1
350301	9/15/84295	22558	1	350675	9/15/85208	..	1
..	..	22565	1	350680	9/15/85213	..	1
..	..	22573	1	350681	9/15/85209	..	1
..	..	22574	1	350697	9/15/84313	22562	1
..	..	23300	1	350716	9/15/85219	23305	1
350325	9/15/84306	22560	1	350726	9/15/84328	22562	1
..	..	22576	1	350727	9/15/84326	..	1
350328	9/15/84297	22559	1	350735	9/15/84314	..	1
..	..	22569	1	350833	9/15/85193	23301	1
..	..	22570	1	350834	9/15/85194	..	1
..	..	22571	1	350865	9/15/85271	23312	1
350329	9/15/84300	22559	1	350866	9/15/85254	..	3
..	..	22569	1	350877	9/15/84333	22565	1
..	..	22570	1	23300	1
..	..	22571	1	350878	9/15/84334	23565	1
350340	9/15/84435	22598	1	22573	1
350342	9/15/84384	22572	2	22574	1
..	..	22598	1	350982	9/15/85258	23312	4
350343	9/15/84385	22572	2	350986	9/15/84430	22580	1
..	..	22598	1	22581	1
350344	9/15/84386	22572	2	350988	9/15/85203	23304	1
..	..	22598	1	350991	9/15/85214	23305	1
350345	9/15/84387	22572	2	350992	9/15/85215	..	1
..	..	22598	1	350993	9/15/85217	..	1
350359	9/15/84207	22553	2	350994	9/15/85218	23305	1
350360	9/15/84226	..	3	351010	9/15/85180	23314	1
350394	9/15/84383	22572	2	351011	9/15/85181	..	1
..	..	22598	1	351012	9/15/85182	..	1
350405	9/15/84302	22559	1	351013	9/15/85183	..	1
..	..	22569	1	351036	9/15/76450	22557	1
..	..	22570	1	22566	1
..	..	22571	1	351049	9/15/84331	22562	1
350406	9/15/84303	22559	1	351073	9/15/84425	22580	1
..	..	22569	1	22581	1
..	..	22570	1	351076	9/15/84426	22580	1
..	..	22571	1	22581	1
350408	9/15/84336	22567	1	351085	9/15/84423	22580	1
350463	9/15/84923	23067	1	22581	1
..	..	23086	1	351100	9/15/85216	23305	1
350464	9/15/84310	22561	1	351158	9/15/85168	23299	1
..	..	22563	1	351196	9/15/85187	23300	1
..	..	22564	1	351202	9/15/85223	23305	1
350465	9/15/84309	22561	1	351211	9/15/84394	22574	1
350634	9/15/84308	..	1	351212	9/15/84395	..	1
..	..	22563	1	351219	9/15/84379	22572	1
..	..	22564	1	351220	9/15/84346	..	1
350635	9/15/84311	22561	1	351221	9/15/84347	..	1
..	..	22563	1	351222	9/15/84348	..	1
..	..	22564	1	351223	9/15/84349	..	1

Leyland Basic Part No.	B.R. Cat. No.	PL. No.	Page No.	Leyland Basic Part No.	B.R. Cat. No.	PL. No.	Page No.
351224	9/15/84350	..	1	351589	9/15/85177	23299	2
351225	9/15/84351	..	1	351590	9/15/85171	..	1
351226	9/15/84352	..	1	351602	9/15/84337	22567	1
351227	9/15/84353	..	1	351604	9/15/84338	..	1
351228	9/15/84354	..	1	351674	9/15/85226	23306	1
351229	9/15/84358	..	1	351683	9/15/85234	..	1
351230	9/15/84359	..	1	351685	9/15/85243	..	1
351231	9/15/84360	..	1	351712	9/15/85250	..	1
351232	9/15/84364	..	1	351739	9/15/84424	22580	1
351233	9/15/84377	..	1	22581	1
351234	9/15/84355	..	1	351740	9/15/84433	..	1
351235	9/15/84369	..	1	351773	9/15/84432	..	1
351236	9/15/84356	..	1	351783	9/15/84422	22580	1
351237	9/15/84370	..	1	22581	1
351238	9/43/84380	..	1	351814	9/15/84428	22580	1
351239	9/43/4967	..	1	351981	9/15/84325	22562	1
351240	9/15/32330	..	1	1
351242	9/15/84390	..	1	500097	9/15/33271	23306	1
351243	2	500252	9/15/84276	22555	1
351244	9/15/84381	..	2	508828	..	22572	1
351245	2	509108	9/15/85242	23306	1
351246	9/15/84365	..	1	509383	9/15/84237	22553	4
351247	9/15/84362	..	1	510059	9/43/34072	23041	1
351248	9/15/84363	..	1	2
351249	9/15/84366	..	1	510060	1
351250	9/15/84376	..	1	23308	1
351251	9/15/84375	..	1	510227	9/15/85272	23307	1
351252	9/15/84374	..	1	510764	9/15/84641	23044	1
351253	9/15/84367	..	1	511365	9/15/85211	23304	1
351254	9/15/84368	..	1	511608	9/15/40119	22553	5
351255	9/15/84372	..	1	513152	9/15/85200	23304	1
351256	9/15/84373	..	1	513593	9/15/84668	23044	2
351257	9/15/84371	..	1	513631	9/15/84502	23036	3
351258	9/15/84378	..	1	23061	3
351301	9/15/84388	..	2	23068	3
351323	9/15/85172	23299	1	23312	2
351326	9/15/85175	..	2	513894	9/15/75492	23054	1
351346	9/15/84343	22569	1	514353	9/15/84241	22553	4
351354	9/15/84361	22572	1	514356	9/15/84242	..	4
351360	9/15/85184	23300	1	514357	9/15/84243	..	4
351364	9/15/85188	..	1	515341/6	..	23052	2
351367	9/15/85185	..	1	517102	..	23070	1
351379	9/15/85186	..	1	518232	9/15/84340	22569	1
351405	9/15/84268	22554	1	518278	9/15/84301	22559	1
..	..	22567	1	22569	1
351413	9/15/85247	23306	1	22570	1
351414	9/15/85246	..	1	22571	1
351486	9/15/85248	..	1	518279	9/15/84304	22559	1
351487	9/15/85233	..	1	22569	1
351500	9/15/84357	22572	1	22570	1
351502	9/15/85239	23306	1	22571	1
351503	9/15/85238	..	1	518282	9/15/84299	22559	1
351524	9/15/85240	23360	1	22570	1
351529	9/15/85189	23300	1	22571	1
351541	9/15/85212	23304	1	518657	9/15/33231	23306	1
351585	9/15/85167	23299	1	518740	9/15/84278	22556	1
351588	9/15/85176	..	2	519217	9/15/84307	22560	1

Leyland Basic Part No.	B.R. Cat. No.	PL. No.	Page No.	Leyland Basic Part No.	B.R. Cat. No.	PL. No.	Page No.
519384	9/15/85241	23306	1	529171	9/15/76502	22561	1
519806	9/15/84196	22553	2	529190	9/15/84747	23051	1
519823	9/15/84180	"	1	"	"	23065	1
519824	9/15/84186	"	1	529254	9/15/63000	23304	1
519827	9/15/84192	"	2	529262	9/15/58305	23044	2
519828	9/15/84181	"	1	"	"	23073	2
519829	9/15/84187	"	1	529288	9/15/37705	23056	2
519832	9/15/84204	"	2	529339	9/15/76449	22566	1
519833	9/15/84205	"	2	529353	9/75/8380	23051	1
519834	9/15/84206	"	2	529377	9/15/37685	23056	1
519835	9/15/84203	"	2	529929	9/15/40519	23040	1
519836	9/15/84198	"	2	"	"	23069	2
519837	9/15/84194	"	2	"	"	23307	1
519838	9/15/84195	"	2	530055	9/15/84153	22551	1
519839	9/15/84193	"	2	534120	9/15/65651	22576	1
519843	9/15/84182	"	1	534125	9/15/65659	22569	1
519844	9/15/84183	"	1	"	"	22570	1
"	"	"	2	"	"	22571	1
519845	9/15/84184	"	1	534129	9/15/65653	22559	1
519846	9/15/84185	"	1	"	"	22569	1
519849	9/15/84190	"	1	"	"	22570	1
"	"	"	2	"	"	22571	1
519927	9/15/84277	22555	1	534164	9/15/30851	23041	1
520022/8	9/15/65666	23052	2	"	"	23308	1
520458	9/15/85228	23306	1	534165	9/15/84606	23041	1
520459	9/15/85230	"	1	"	"	"	2
520460	9/15/85231	"	1	534193	9/15/76442	22559	1
520461	9/15/85229	"	1	"	"	22569	1
520857	9/15/84298	22559	1	"	"	22570	1
"	"	22569	1	"	"	22571	1
"	"	22570	1	534196	9/15/46832	22563	1
"	"	22571	1	"	"	22564	1
521604	9/15/43108	22551	1	"	"	23052	1
521686	9/15/43115	"	1	534197	9/15/46833	22564	1
521687	9/15/43138	"	1	"	"	23061	1
521688	9/15/43117	"	1	534198	9/15/46822	22563	1
521689	9/15/43130	"	1	"	"	22564	1
521690	9/15/43123	"	1	"	"	23052	1
521691	9/15/43113	"	1	534199	9/15/46828	"	1
521692	9/15/43125	"	1	534514	9/15/58307	23044	2
521747	9/15/43110	"	1	"	"	23073	2
528745	9/15/37536	23056	1	534904	9/15/63030	23045	1
528746	9/15/37562	"	1	534945	9/15/84224	22553	3
528749	9/15/37570	"	1	"	"	"	4
528750	9/15/37672	"	2	"	"	22580	1
528751	9/15/37538	"	2	"	"	22581	1
528752	9/15/37563	"	2	534963	9/15/84208	22553	2
528753	9/15/37703	"	2	"	"	"	3
528757	9/15/37710	"	1	538780	9/15/84845	23057	1
528762/1	9/15/37711	"	2	"	"	23066	1
528762/2	9/15/37712	"	2	"	"	23085	1
528762/3	9/15/37713	"	2	538863	9/15/84638	23044	1
528958	9/15/85095	23085	1	"	"	23073	2
529100	9/15/35204	22558	1	538907	9/15/84854	23057	1
"	"	22565	1	538908	9/15/84855	"	1
"	"	22573	1	"	"	23066	1
"	"	22574	1	"	"	23085	1
"	"	23300	1	538909	9/15/84844	23057	1

Leyland Basic Part No.	B.R. Cat. No.	PL. No.	Page No.	Leyland Basic Part No.	B.R. Cat. No.	PL. No.	Page No.
538910	9/15/84846	"	1	539491	9/15/84253	22553	5
"	"	23066	1	539492	9/15/84220	"	3
"	"	23085	1	"	"	"	4
538911	9/15/84847	23057	1	"	"	22580	1
"	"	23066	1	"	"	22581	1
"	"	23085	1	539493	9/15/84221	22553	3
538958	9/15/84856	23057	1	"	"	"	4
"	"	23066	1	"	"	22580	1
538959	9/15/84857	23057	1	"	"	22581	1
"	"	23066	1	539494	9/15/84218	22553	3
"	"	23085	1	"	"	"	4
538960	9/15/84454	23039	1	"	"	22580	1
"	"	23068	2	"	"	22581	1
"	"	23312	1	539754	9/15/84247	22553	5
"	"	23061	1	"	"	22580	1
539009	9/15/84859	23057	1	"	"	22581	1
539010	9/15/84531	23039	3	539755	9/15/84248	22553	5
"	"	23061	3	539756	9/15/84250	"	5
"	"	23068	2	539770	9/15/84225	"	3
539013	9/15/84663	23044	2	539806	9/15/84853	23057	1
"	"	23073	2	539807	9/15/84741	23051	1
539014	9/15/84664	23044	2	539808	9/15/84742	"	1
"	"	23073	2	539809	9/15/84743	"	1
539015	9/15/84662	23044	2	539810	9/15/84744	"	1
"	"	23073	2	"	"	23065	1
539057	9/15/84640	23044	1	539811	9/15/84752	23052	1
539091	9/15/84766	23052	1	539812	9/15/84762	"	1
"	"	23081	1	539813	9/15/84753	"	1
539158	9/15/84849	23057	1	539814	9/15/84748	23051	1
539159	9/15/84850	"	1	"	"	23065	1
539160	9/15/84851	"	1	539892	9/15/84254	22553	5
539161	9/15/84852	"	1	"	"	23314	1
539162	9/15/84474	23039	2	539893	9/15/84255	22553	5
"	"	23061	2	"	"	23314	1
"	"	23068	3	539894	9/15/84257	22553	5
"	"	23312	2	"	"	23314	1
539163	9/15/84475	23039	2	539895	9/15/84258	22553	5
"	"	23061	3	"	"	23314	1
"	"	23068	4	539896	9/15/84199	22553	2
"	"	23312	3	"	"	22580	1
539210	9/15/84604	23041	1	"	"	22581	1
"	"	"	2	539897	9/15/84200	22553	2
"	"	23308	1	539898	9/15/84293	22558	1
539263	9/15/84504	23039	3	"	"	22565	1
"	"	23061	3	"	"	22573	1
539305	9/15/84265	22554	1	"	"	22574	1
"	"	22567	1	"	"	23300	1
539354	9/15/84605	23041	1	539899	9/15/84294	22558	1
"	"	23308	1	"	"	22565	1
539484	9/15/84231	22553	3	"	"	22573	1
539485	9/15/84236	"	4	"	"	22574	1
539486	9/15/84213	"	2	"	"	23300	1
"	"	"	3	539902	9/15/84227	22553	3
539489	9/15/84217	"	3	539903	9/15/84212	"	2
"	"	"	4	539905	9/15/84229	"	3
"	"	22580	1	539908	9/15/84230	"	3
"	"	22581	1	539909	9/15/84235	"	4

Leyland Basic Part No.	B.R. Cat. No.	PL. No.	Page No.	Leyland Basic Part No.	B.R. Cat. No.	PL. No.	Page No.
540239	9/15/84287	22558	1	543748	9/15/84174	22579	1
540240	9/15/84288	"	1	"	"	"	2
540242	9/15/84289	"	1	"	"	23299	1
"	"	22565	1	"	"	"	2
"	"	22573	1	545010	9/15/84759	23052	1
"	"	23300	1	545013	9/15/65667	"	2
540243	9/15/84290	22558	1	545014	9/15/65668	"	2
"	"	22565	1	545271	9/15/65665	23081	1
"	"	22573	1	545272	9/15/65663	23052	1
540246	9/15/84284	22558	1	"	"	"	2
"	"	22565	1	"	"	23081	1
"	"	22573	1	545274	9/15/65662	23052	1
"	"	22574	1	"	"	23081	1
540247	9/15/84285	22558	1	545275	9/15/84756	23052	1
"	"	22565	1	"	"	23081	1
"	"	22573	1	"	"	23081	1
"	"	22574	1	545519	9/15/84329	22562	1
"	"	23300	1	545521	9/15/84316	"	1
540248	9/15/84286	22558	1	545522	9/15/84317	"	1
"	"	22565	1	545524	9/43/49020	"	1
"	"	22573	1	545525	9/15/84315	"	1
"	"	22574	1	545526	9/43/30668	"	1
"	"	23300	1	545527	9/15/84320	"	1
540398	9/15/84282	22558	1	545528	9/15/84321	"	1
"	"	22565	1	545531	9/15/84322	"	1
"	"	22573	1	545935	9/15/85260	23312	4
"	"	22574	1	546202	9/15/35335	23068	2
"	"	23300	1	546410	9/15/84812	23056	1
540399	9/15/84283	22558	1	546411	9/15/84832	"	2
"	"	22565	1	546412	9/15/84838	"	2
"	"	22573	1	546413	9/15/84839	"	2
"	"	22574	1	546414	9/15/84840	"	2
540708	9/15/84841	23056	2	546415	9/15/84813	"	1
540777	9/15/84831	"	1	546416	9/15/84815	"	1
540778	9/15/84834	"	2	546417/1	9/15/84816	"	1
540813	9/15/41779	23052	1	546417/2	9/15/84817	"	1
540814	9/15/84760	"	1	546417/3	9/15/84818	"	1
540829	9/15/41775	"	1	546418	9/15/84830	"	1
540830	9/15/84833	23056	2	546419	9/15/84826	"	1
540831	9/15/84823	"	1	546420	9/15/84827	"	1
540892	9/15/84835	"	2	546462	9/15/84151	22551	1
540893	9/15/84836	"	2	546464	9/15/84152	"	1
540899	9/15/84824	"	1	546465	9/15/84154	"	1
541165	9/15/84429	22580	1	546466	9/15/84155	"	1
"	"	22581	1	546497	9/15/84673	23045	1
541231	9/15/84270	22555	1	546498	9/15/84674	"	1
541232	9/15/84272	"	1	"	"	23074	1
541233	9/15/84271	"	1	546499	9/15/84678	23045	1
541242	9/15/84216	22553	3	"	"	23074	1
541432	9/15/56987	23050	1	546500	9/15/84677	23045	1
"	"	23064	1	"	"	23074	1
"	"	23079	2	546514	9/15/84156	22551	1
541684	9/15/84761	23052	1	547044	9/15/84676	23045	1
541823	9/15/84712	23047	1	"	"	23074	1
543423	9/15/84893	23064	1	600174	9/15/63031	23064	2
543748	9/15/84174	22578	1	"	"	23085	1
"	"	"	2	101K38	9/15/84953	23069	1

Leyland Basic Part No.	B.R. Cat. No.	PL. No.	Page No.	Leyland Basic Part No.	B.R. Cat. No.	PL. No.	Page No.
101K39	9/15/84954	23040	1	116K12	9/15/84529	23068	3
"	"	23069	1	"	"	23312	3
"	"	23307	1	117K16	9/15/84582	23041	1
102K19	9/15/84553	23040	1	"	"	23308	1
"	"	23069	2	117K19	9/15/84966	23070	1
"	"	23307	1	117K27	9/15/84965	"	1
103K14	9/15/84549	23040	1	118K12	9/15/84699	23046	1
"	"	23069	2	"	"	23075	1
"	"	23307	1	119K12	9/15/85026	"	1
103K15	9/15/84960	23069	2	"	"	"	1
104K13	9/15/84534	23040	1	119K13	9/15/84697	23046	1
"	"	23069	2	"	"	23075	1
"	"	23307	1	121K15	9/15/84476	23039	3
106K13	9/15/84437	23039	1	"	"	23061	3
"	"	23061	1	"	"	23312	4
"	"	23312	1	121K17	9/15/84478	23039	4
106K21	9/15/84930	23068	1	"	"	23061	4
109K18	9/15/84436	23039	1	"	"	23312	4
109K24	9/15/85274	23061	1	121K19	9/15/84480	23039	4
109K28	9/15/84924	23068	1	"	"	23061	4
110K12	9/15/84540	23040	1	"	"	23312	4
"	"	23307	1	121K20	9/15/84481	23039	4
110K16	"	23040	1	"	"	23061	4
"	"	23307	1	"	"	23312	4
111K12	9/15/84550	23040	1	121K23	9/15/85098	23039	3
"	"	23069	2	"	"	23061	4
"	"	23307	1	"	"	23312	4
112K13	9/15/84554	23040	1	121K25	9/15/85099	23039	3
"	"	23069	2	"	"	23061	4
"	"	23307	1	"	"	23312	4
113K17	9/15/84505	23039	3	121K27	9/15/85105	23039	3
114K13	9/15/84538	23040	1	"	"	23061	4
"	"	23307	1	"	"	23312	4
114K16	9/15/84956	23069	1	121K29	9/15/85106	23039	4
114K17	9/15/84538	23040	1	"	"	23061	4
"	"	23307	1	"	"	23312	4
114K18	9/15/84955	23069	1	121K31	9/15/85107	23039	4
114K19	9/15/85292	23040	2	"	"	23061	4
"	"	23069	3	"	"	23312	4
"	"	23307	2	121K39	9/15/85114	23039	4
114K20	9/15/85288	23040	2	"	"	23061	4
"	"	23307	2	"	"	23312	4
114K21	9/15/85290	23069	3	121K40	9/15/85119	23039	4
114K22	9/15/85293	23040	2	"	"	23061	4
"	"	23069	3	"	"	23312	4
"	"	23307	2	121K41	9/15/85115	23039	4
114K23	9/15/85289	23040	2	"	"	23061	4
"	"	23307	2	"	"	23312	4
114K24	9/15/85291	23069	3	121K42	9/15/85120	23039	4
115K26	9/15/84978	23042	1	"	"	23061	4
"	"	23071	1	"	"	23312	4
115K27	9/15/84977	23042	1	121K43	9/15/85116	23039	4
"	"	23071	1	"	"	23061	4
115K31	9/15/84979	23042	1	"	"	23312	4
"	"	23071	1	121K44	9/15/85121	23039	4
116K12	9/15/84529	23039	3	"	"	23061	4
"	"	23061	3	"	"	23312	4

Leyland Basic Part No.	B.R. Cat. No.	PL. No.	Page No.	Leyland Basic Part No.	B.R. Cat. No.	PL. No.	Page No.
121K45	9/15/85117	23039	4	121K81	9/15/85133	23039	4
"	"	23061	4	"	"	23061	4
"	"	23312	4	"	"	23312	5
121K46	9/15/85122	23039	4	121K82	9/15/85134	23039	4
"	"	23061	4	"	"	23061	4
"	"	23312	4	"	"	23312	5
121K47	9/15/85118	23039	4	121K101	9/15/84939	23068	4
"	"	23061	4	121K102	9/15/85141	"	4
"	"	23312	4	121K103	9/15/85142	"	4
121K48	9/15/85123	23039	4	121K104	9/15/85143	"	4
"	"	23061	4	121K105	9/15/85144	"	4
"	"	23312	4	121K106	9/15/85145	"	4
121K55	9/15/85124	23039	4	121K111	9/15/84940	"	4
"	"	23061	4	121K112	9/15/85146	"	4
"	"	23312	4	121K113	9/15/85147	"	4
121K57	9/15/85125	23039	4	121K114	9/15/85148	"	4
"	"	23061	4	121K115	9/15/85149	"	4
"	"	23312	4	121K116	9/15/85150	"	4
121K59	9/15/85126	23039	4	121K121	9/15/84941	"	4
"	"	23061	4	121K122	9/15/85151	"	4
"	"	23312	4	121K123	9/15/85152	"	4
121K61	9/15/85127	23039	4	121K124	9/15/85153	"	4
"	"	23061	4	121K125	9/15/85154	"	4
"	"	23312	4	121K126	9/15/85155	"	4
121K63	9/15/85128	23039	4	121K149	9/15/85135	23039	4
"	"	23061	4	"	"	23061	4
"	"	23312	4	"	"	23312	5
121K71	9/15/85108	23039	4	121K150	9/15/85136	23039	4
"	"	23061	4	"	"	23061	4
"	"	23312	4	"	"	23312	5
121K72	9/15/85109	23039	4	121K151	9/15/85137	23039	4
"	"	23061	4	"	"	23061	4
"	"	23312	4	"	"	23312	5
121K73	9/15/85110	23039	4	121K152	9/15/85138	23039	4
"	"	23061	4	"	"	23061	4
"	"	23312	4	"	"	23312	5
121K74	9/15/85111	23039	4	121K153	9/15/85139	23039	4
"	"	23061	4	"	"	23061	4
"	"	23312	4	"	"	23312	5
121K75	9/15/85112	23039	4	121K154	9/15/85140	23039	4
"	"	23061	4	"	"	23061	4
"	"	23312	4	"	"	23312	5
121K76	9/15/85113	23039	4	124K12	9/15/84576	23040	2
"	"	23061	4	"	"	23069	2
"	"	23312	4	"	"	23307	2
121K77	9/15/85129	23039	4	127K12	9/15/85025	23075	1
"	"	23061	4	127K13	9/15/84695	23046	1
"	"	23312	5	"	"	23075	1
121K78	9/15/85130	23039	4	129K12	9/15/84619	23042	1
"	"	23061	4	129K13	9/15/84620	"	1
"	"	23312	5	129K14	9/15/84621	"	1
121K79	9/15/85131	23039	4	129K15	9/15/84622	"	1
"	"	23061	4	129K16	9/15/84623	"	1
"	"	23312	5	129K17	9/15/84624	"	1
121K80	9/15/85132	23039	4	129K27	9/15/84980	23071	1
"	"	23061	4	129K28	9/15/84981	"	1
"	"	23312	5	129K29	9/15/84982	"	1

Leyland Basic Part No.	B.R. Cat. No.	PL. No.	Page No.	Leyland Basic Part No.	B.R. Cat. No.	PL. No.	Page No.
129K30	9/15/84983	23071	1	156K14	9/15/84563	23040	2
129K31	9/15/84984	"	1	"	"	23069	3
129K32	9/15/84985	"	1	"	"	23307	2
131K14	9/15/84627	23043	1	157K23	9/15/84745	23051	1
"	"	23072	1	159K30	9/15/84222	22553	3
"	"	23309	1	"	"	"	4
132K12	9/15/84537	23040	1	162K18	9/15/85040	23076	1
"	"	23069	1	162K30	9/15/84949	23068	3
"	"	23307	1	163K14	9/15/85039	23076	1
133K17	9/15/84865	23061	3	164K17	9/15/84557	23040	1
"	"	23068	2	"	"	23069	2
"	"	23312	2	169K14	9/15/84578	23040	2
133K19	9/15/84937	23068	2	"	"	23069	2
135K13	9/15/84575	23040	2	"	"	23307	1
"	"	23069	2	"	"	23307	2
"	"	23307	2	173K17	9/15/85056	23048	1
136K13	9/15/84569	23040	2	"	"	23077	1
"	"	23069	1	175K13	9/15/84561	23040	2
"	"	23307	2	"	"	23069	3
137K13	9/15/84489	23039	2	"	"	23307	2
"	"	23061	2	185K17	9/15/84597	23041	1
"	"	23068	1	"	"	23070	1
"	"	23312	2	"	"	23308	1
137K14	9/15/84492	23039	2	188K23	9/15/84947	23068	3
"	"	23061	2	207K13	9/15/84694	23045	1
"	"	23068	1	207K17	9/15/85021	23074	1
"	"	23312	2	208K13	9/15/84693	23045	1
140K23	9/15/85055	23048	1	208K14	9/15/84687	"	1
"	"	23077	1	208K16	9/15/85016	23074	1
141K14	9/15/84633	23044	1	208K17	9/15/85020	"	1
"	"	23073	1	209K18	9/15/84681	23045	1
141K15	9/15/84634	"	2	209K22	9/15/85009	23074	1
"	"	23044	1	209K23	9/15/85008	"	1
141K26	9/15/85000	23073	2	210K25	9/15/85007	"	1
141K33	9/15/84991	"	1	211K13	9/15/84679	23045	1
142K13	9/15/84635	23044	1	"	"	23074	1
"	"	23073	3	212K13	9/15/84701	23046	1
142K14	9/15/84636	23044	1	"	"	23075	1
"	"	23073	3	212K14	9/15/84702	23046	1
147K19	9/15/85027	23075	1	"	"	23075	1
147K20	9/15/85028	"	1	215K12	9/15/85033	"	2
148K16	9/15/84564	23040	2	218K18	9/15/85046	23076	2
"	"	23069	2	218K19	9/15/85047	"	2
"	"	23307	2	218K20	9/15/85048	"	2
148K19	9/15/84962	23069	2	219K12	9/15/84459	23039	1
149K24	9/15/84707	23046	1	"	"	23061	1
"	"	23075	1	"	"	23068	4
149K26	9/15/84708	23046	1	"	"	23312	1
"	"	23075	1	"	"	"	2
150K17	9/15/84559	23040	2	224K12	9/15/84483	23039	2
"	"	23069	3	"	"	23061	2
"	"	23307	2	224K13	9/15/84484	23039	2
150K18	9/15/84560	23040	2	"	"	23061	2
"	"	23069	3	"	"	23312	2
"	"	23307	2	224K14	9/15/84485	23039	2
152K19	9/15/84714	23047	1	"	"	23061	2
"	"	23076	1	"	"	23312	2

Leyland Basic Part No.	B.R. Cat. No.	PL. No.	Page No.	Leyland Basic Part No.	B.R. Cat. No.	PL. No.	Page No.
224K15	9/15/84486	23039	2				
"	"	23061	2	243K11	9/15/84617	23071	1
"	"	23312	2	254K11	9/15/84616	23042	1
224K20	9/15/84927	23068	1	"	"	23071	1
224K21	9/15/84926	"	1	254K13	9/15/85164	23042	1
224K22	9/15/84928	"	1	"	"	23071	1
224K23	9/15/84929	"	1	256K11	9/15/84450	23039	1
227K12	9/15/84610	23042	1	"	"	23061	1
"	"	23071	1	"	"	23085	1
227K13	9/15/84611	23042	1	258K11	9/15/84726	23312	1
"	"	23071	1	"	"	23049	1
227K14	9/15/84612	23042	1	258K12	9/15/84725	23078	1
"	"	23071	1	259K12	9/15/85091	23049	1
229K13	9/15/85024	23075	1	260K18	9/15/85084	23084	1
229K14	9/15/85034	"	1	"	"	23084	1
230K14	9/15/85006	23074	1	"	"	23055	1
231K13	9/15/84861	23039	1	261K11	9/15/84524	23039	3
"	9/15/84861	23061	1	"	"	23061	3
"	"	23312	1	"	"	23312	3
231K20	9/15/84931	23068	1	262K11	9/15/84573	23040	2
232K16	9/15/85058	23077	1	"	"	23307	2
232K17	9/15/85067	23079	2	262K15	9/15/84944	23068	2
237K24	9/15/84988	23072	1	264K12	9/15/84690	23045	1
241K12	9/15/84629	23043	1	264K16	9/15/85019	23074	1
"	"	23078	1	265K15	9/15/84975	23070	1
"	"	23309	1	271K11	9/15/84600	23041	1
242K11	9/15/84568	23040	2	"	"	23308	1
"	"	23069	1	271K12	9/15/84946	23068	3
"	"	23307	2	272K11	9/15/84501	23039	2
243K11	9/15/84572	23040	2	"	"	23041	1
"	"	23069	2	"	"	23061	3
"	"	23307	2	"	"	23068	3
243K12	9/15/84571	23040	2	"	"	23308	1
"	"	23069	2	"	"	23312	2
"	"	23307	2	274K13	9/15/84790	23054	1
244K19	9/15/84945	23068	3	"	"	23083	1
245K11	9/15/84570	23040	2	276K11	9/15/84527	23039	3
"	"	23069	1	"	"	23061	3
"	"	23307	2	"	"	23068	3
246K11	9/15/84579	23040	2	"	"	23312	3
"	"	23069	2	285K11	9/15/84594	23041	1
"	"	23307	2	"	"	23070	1
247K12	9/15/84449	23039	1	"	"	23308	1
"	"	23061	1	285K12	9/15/84595	23041	1
"	"	23068	1	"	"	23070	1
"	"	23312	1	"	"	23078	1
247K14	9/15/84536	23040	1	"	"	23308	1
"	"	23069	1	285K15	9/15/84972	23070	1
"	"	23307	1	"	"	"	"
250K11	9/15/84613	23042	1	300K11	9/15/84719	23048	1
"	"	23071	1	"	"	23077	1
251K19	9/15/84987	23072	1	305K11	9/15/84592	23041	1
251K21	9/15/84986	"	1	"	"	23308	1
252K11	9/15/84615	23042	1	305K12	9/15/84593	23041	1
"	"	23071	1	"	"	23070	1
252K12	9/15/84614	23042	1	"	"	23308	1
"	"	23071	1	305K15	9/15/84970	23070	1
253K11	9/15/84617	"	1	305K16	9/15/84969	"	1

Leyland Basic Part No.	B.R. Cat. No.	PL. No.	Page No.	Leyland Basic Part No.	B.R. Cat. No.	PL. No.	Page No.
318K11	9/15/85064	23079	1	456K29	9/15/84547	23040	1
321K11	9/15/84866	23061	3	"	"	23069	1
"	"	23068	4	"	"	23307	1
"	"	23312	3	456K35	9/15/84451	23039	1
406K14	9/15/84591	23041	1	"	"	23061	1
"	"	23070	1	"	"	23312	1
"	"	23308	1	"	"	23068	1
406K15	9/15/84599	23041	1	456K36	9/15/84457	23039	1
"	"	23070	1	"	"	23061	1
"	"	23308	1	"	"	23068	4
436K26	9/15/84590	23041	1	"	"	23312	1
"	"	23070	1	456K55	9/15/85004	23073	2
"	"	23308	1	457K16	9/15/84530	23061	3
436K27	9/15/84514	23039	3	"	"	23068	3
"	"	23061	3	"	"	23312	3
"	"	23312	3	470K24	9/15/84698	23046	1
436K28	9/15/84518	23039	3	"	"	23075	1
"	"	23061	3	470K25	9/15/84700	23046	1
"	"	23068	2	"	"	23075	1
"	"	23312	3	"	"	"	"
436K29	9/15/84519	23039	3	512K20	9/15/84525	23039	3
"	"	23061	3	"	"	23061	3
"	"	23068	2	"	"	23068	3
"	"	23312	3	"	"	23312	3
436K31	9/15/84801	23055	1	"	"	23039	3
436K43	9/15/84782	23053	1	512K21	9/15/84526	23061	3
"	"	23082	1	"	"	23068	3
"	"	23310	1	"	"	23312	3
436K44	9/15/85087	23084	1	"	"	23039	3
440K16	9/15/84523	23039	3	512K22	9/15/84512	23061	3
"	"	23061	3	"	"	23068	2
"	"	23068	3	"	"	23312	3
"	"	23312	3	512K23	9/15/84513	23039	3
440K26	9/15/84800	23055	1	"	"	23061	3
440K33	9/15/84781	23053	1	"	"	23068	2
"	"	23082	1	"	"	23312	3
"	"	23310	1	"	"	23040	2
440K37	9/15/85083	23084	1	516K14	9/15/84580	23069	2
440K39	9/15/85079	23082	1	"	"	23307	2
440K40	9/15/85082	23084	1	"	"	23056	1
446K18	9/15/84785	23053	1	532K13	9/15/84820	"	1
"	"	23055	1	534K16	9/15/84822	"	1
"	"	23082	1	611K14	9/15/84515	23039	3
"	"	23084	1	"	"	23061	3
"	"	23310	1	"	"	23312	3
446K19	9/15/84802	23055	1	"	"	23068	4
"	"	23084	1	611K23	9/15/84942	"	5
446K26	9/15/84784	23053	1	611K24	9/15/84943	"	4
"	"	23082	1	611K41	9/15/85156	"	5
"	"	23310	1	611K42	9/15/85157	"	5
451K12	9/15/84520	23039	3	611K43	9/15/85158	"	5
"	"	23061	3	611K44	9/15/85159	"	5
"	"	23068	3	611K45	9/15/85160	"	5
"	"	23312	3	611K46	9/15/85161	"	5
454K13	9/15/84788	23053	1	721K253	9/15/84732	23050	1
"	"	23055	1	"	"	23064	1
"	"	23082	1	"	"	23079	1
"	"	23084	1	"	"	"	"

Leyland Basic Part No.	B.R. Cat. No.	PL. No.	Page No.	Leyland Basic Part No.	B.R. Cat. No.	PL. No.	Page No.
721K254	9/15/84733	23050	1	1041Z14	9/15/84493	23061	2
"	"	23064	1	"	"	23068	1
"	"	23079	1	"	"	23312	2
723K142	9/15/85074	23080	2	1041Z19	9/15/84522	23039	3
724K163	9/15/85036	23076	1	"	"	23061	3
724K199	9/15/85076	23081	1	"	"	23068	3
724K222	9/15/85057	23077	1	"	"	23312	3
				1048Z14	9/15/84488	23039	2
771K17	9/15/84709	23046	1	"	"	23061	2
"	"	23075	2	"	"	23068	1
775K14	9/15/85050	23076	2	"	"	23312	2
				1048Z15	9/15/84491	23039	2
856K17	9/15/84223	22553	3	"	"	23061	2
"	"	"	4	"	"	23068	1
"	"	22580	1	"	"	23312	2
"	"	22581	1	1050Z14	9/15/84542	23040	1
				"	"	23069	1
880K17	9/15/84803	23055	1	"	"	23307	1
880K20	9/15/85088	23084	1	1050Z18	9/15/84464	23039	1
880K23	9/15/85086	"	1	"	"	23061	1
				"	"	23068	1
910K13	9/15/84792	23054	1	"	"	23312	1
"	"	23083	1	1050Z19	9/15/84587	23070	1
910K14	9/15/84793	23054	1	"	"	23308	1
"	"	23083	1	1050Z20	9/15/84511	23039	3
				"	"	23041	1
935K19	9/15/85044	23076	1	"	"	23053	1
				"	"	23055	1
1012Z16	9/15/85085	23084	1	"	"	23061	3
1031Z5	9/15/84577	23040	2	"	"	23068	2
"	"	23069	2	"	"	23070	1
"	"	23307	2	"	"	23082	1
1031Z8	9/15/84967	23070	1	"	"	23084	1
1031Z10	9/15/84596	23041	1	"	"	23308	1
"	"	23070	1	"	"	23310	1
"	"	23308	1	"	"	23312	3
1032Z16	9/15/84516	23039	3	1050Z21	9/15/85162	23039	1
"	"	23061	3	"	"	23061	1
"	"	23068	3	"	"	23068	1
"	"	23312	3	"	"	23312	1
1032Z18	9/15/84487	23039	2	1050Z23	9/15/84552	23040	1
"	"	23061	2	"	9/15/84961	23069	2
"	"	23068	1	"	"	23307	1
"	"	23312	2	1050Z24	9/15/85163	23039	1
1032Z19	9/15/84602	23041	1	"	"	23061	1
"	"	23308	1	"	"	23068	1
1032Z24	9/15/84974	23070	1	"	"	23312	1
1035Z16	9/15/84461	23039	1	1051Z14	"	23040	2
"	"	23061	1	"	"	23069	2
"	"	23068	4	"	"	23307	2
"	"	23312	1	1051Z18	"	23044	2
1035Z21	9/15/84808	23055	1	1052Z9	"	23076	2
"	"	23084	1	1052Z10	"	23039	1
1037Z15	9/15/84684	23045	1	"	"	23054	1
"	"	23074	1	"	"	23061	1
1038Z18	9/15/84685	23045	1	"	"	23076	2
"	"	23074	1	"	"	23312	1

Leyland Basic Part No.	B.R. Cat. No.	PL. No.	Page No.	Leyland Basic Part No.	B.R. Cat. No.	PL. No.	Page No.
1052Z12		23050	1	1062Z6		23061	1
"		23064	1	"		23069	1
1052Z14		23055	1	"		23307	1
1052Z16		23046	1	"		23312	1
"		23075	1	1062Z7		23039	2
1052Z20		23046	1	"		"	3
"		23075	1	"		23046	1
1052Z22		23040	2	"		23061	2
"		23069	2	"		"	3
"		23307	2	"		23075	1
1052Z24		23046	1	"		23312	2
"		23075	1	"		"	3
1053Z10		23044	1	1062Z8		23039	2
"		23075	2	"		23061	2
1053Z11		23043	1	"		23075	1
"		23309	1	"		"	2
1053Z12		23044	1	"		23312	2
1053Z16		23075	2	1062Z9		23044	2
1053Z18		23047	1	1063Z6		23061	1
"		23076	1	"		23312	1
1032Z19	9/15/84602	23308	1	1072Z53		23068	3
1053Z22		23039	2	1072Z54	9/15/84990	23072	1
"		23041	1	1072Z55		23078	1
"		23061	2	1078Z4		23040	2
"		23308	1	"		23044	2
"		23312	2	"		23069	2
1053Z28		23075	2	"		23077	1
1053Z53	9/15/84631	23043	1	"		23307	2
"	"	23078	1	1078Z5		23036	1
"		23309	1	"		23040	2
1053Z54	9/15/84809	23055	1	"		23044	1
1053Z55	9/15/84806	"	1	"		23045	1
1053Z57	9/15/84989	23072	1	"		23050	1
1053Z62	9/15/85092	23084	1	"		23054	1
1053Z64	9/15/85089	"	1	"		23061	1
1060Z8		23077	1	"		23064	1
1061Z4		23076	1	"		23069	2
"		"	2	"		23074	1
1061Z5		23039	1	"		23307	2
"		"	2	"		23312	1
"		23044	1	"		23039	2
"		23061	1	1078Z6		23040	1
"		"	2	"		23043	1
"		23312	1	"		23044	1
"		"	2	"		23047	1
1061Z6		23049	1	"		23054	1
"		23055	1	"		23055	1
1061Z7		23046	1	"		23061	2
"		23075	1	"		23069	1
1061Z8		23084	1	"		23075	1
1062Z4		23039	1	"		23076	1
"		23061	1	"		23307	1
"		23312	1	"		23309	1
1062Z5		23044	1	"		23312	2
"		23077	1	"		23039	2
1062Z6		23039	1	1078Z7		23061	2
"		23040	1	"		"	2

Leyland Basic Part No.	B.R. Cat. No.	PL. No.	Page No.	Leyland Basic Part No.	B.R. Cat. No.	PL. No.	Page No.
1078Z8		23040	1	1084Z51	9/15/84717	23047	1
"		23044	1	"	"	23076	1
"		23069	1	1085Z12	9/15/84469	23039	2
"		23307	1	"	"	23061	2
1080Z6		23084	1	"	"	23068	2
1082Z26	9/15/84652	23044	2	"	"	23312	2
1083Z10	9/15/84565	23040	2	1086Z16	9/15/84644	23044	1
"	"	23045	1	1087Z6	"	23312	2
"	"	23069	2	1087Z7	"	"	2
"	"	23074	1	1087Z18	9/15/84470	23039	2
"	"	23307	2	"	"	23061	2
1083Z11	9/15/84892	23064	1	"	"	23068	2
"	"	23079	1	"	"	23312	2
1083Z12	9/15/84642	23044	1	1087Z51	9/15/84508	23039	3
"	"	23073	2	"	"	23061	3
1083Z14	9/15/84643	23044	1	"	"	23068	2
1083Z26	9/15/84675	23045	1	"	"	23312	3
"	"	23074	1	"	"	23073	2
1084Z10	9/15/84499	23039	2	1089Z26	9/15/85003	"	1
"	"	23044	1	1090Z8	9/15/84999	"	1
"	"	23061	2	1090Z9	9/15/85001	"	2
"	"	23068	3	1090Z10	9/15/84997	"	1
"	"	23312	2	1090Z12	9/15/84992	"	1
1084Z11	9/15/84472	23039	2	1090Z14	9/15/84993	"	1
"	"	23040	1	1091Z10	9/15/84996	"	1
"	"	23043	1	1091Z12	9/15/84994	"	1
"	"	23061	2	"	"	23075	1
"	"	23068	2	1091Z14	9/15/84995	23073	1
"	"	23069	1	1093Z18	9/15/84998	"	1
"	"	23072	1	"	"	"	"
"	"	23307	1	1103Z4	9/15/84503	23039	3
"	"	23309	1	"	"	23061	3
1084Z12	9/15/84471	23039	2	"	"	23068	3
"	"	23044	1	"	"	23312	2
"	"	"	3	1108Z6	"	23039	3
"	"	23061	2	"	"	23043	1
"	"	23068	1	"	"	23061	3
"	"	"	2	"	"	23309	1
"	"	23069	1	"	"	23312	3
"	"	23073	3	1117Z15	9/15/84798	23054	1
"	"	23079	1	1117Z17	9/15/84794	"	1
"	"	23312	2	"	"	23083	1
1084Z14	9/15/84468	23039	2	1117Z18	9/15/84795	23054	1
"	"	23040	1	"	"	23083	1
"	"	23044	1	1117Z22	9/15/84828	23056	1
"	"	23061	2	1118Z2	9/15/84441	23039	1
"	"	23068	2	"	"	23061	1
"	"	23069	1	"	"	23068	1
"	"	23307	1	"	"	23312	1
"	"	23312	2	1119Z2	9/15/84545	23040	1
1084Z16	9/15/84543	23040	1	"	"	23069	1
"	"	23307	1	"	"	23307	1
1084Z26	9/15/84551	23040	1	1119Z3	9/15/84544	23040	1
"	"	23069	2	"	"	23069	1
"	"	23307	1	"	"	23307	1
1084Z28	9/15/84796	23054	1	1119Z4	9/15/84584	23041	1
"	"	23083	1	"	"	23070	1
"	"	"	"	"	"	23308	1

Leyland Basic Part No.	B.R. Cat. No.	PL. No.	Page No.	Leyland Basic Part No.	B.R. Cat. No.	PL. No.	Page No.
1119Z5	9/15/84463	23039	1	1134Z35	9/15/84452	23039	1
"	"	23061	1	"	"	23061	1
"	"	23068	1	"	"	23068	1
"	"	23312	1	"	"	"	3
1119Z6	9/15/84465	23039	1	"	"	23312	1
"	"	23061	1	1134Z36	9/15/85030	23075	1
"	"	23068	1	1138Z7	9/15/85049	23076	2
"	"	23312	1	1139Z6	9/15/85012	23074	1
1119Z7	9/15/84583	23041	1	"	"	23079	1
"	"	23308	1	"	"	"	2
1121Z5	9/15/84447	23039	1	1139Z17	9/15/84750	23051	1
"	"	23061	1	"	"	23065	1
"	"	23312	1	1141Z7	9/15/85097	23086	1
1121Z6	9/15/84448	23038	1	1145Z2	9/15/84274	22555	1
"	"	23061	1	"	"	22559	1
"	"	23068	1	"	"	22569	1
"	"	23312	1	"	"	22570	1
1129Z3	9/15/84618	23042	1	"	"	22571	1
"	"	23071	1	"	"	23040	2
1131Z12	9/15/84510	23039	3	"	"	23069	3
"	"	23061	3	"	"	23307	2
"	"	23068	2	1149Z1	9/15/84546	23040	1
"	"	23312	3	"	"	23069	2
1131Z41	9/15/84720	23048	1	"	"	23307	1
"	"	23077	1	"	"	23081	2
1131Z42	9/15/84586	23041	1	1171Z7	"	"	1
"	"	23070	1	1171Z8	"	"	1
"	"	23308	1	1171Z13	"	"	1
1131Z107	9/15/85105	23045	1	1173Z1	9/15/85060	23077	1
"	"	23053	1	1175Z15	9/15/85081	23083	1
"	"	23074	1	162Z1	9/15/85072	23080	1
1132Z7	9/15/85005	23073	2	1630Z1	9/15/84730	23050	1
1132Z10	9/15/84691	23045	1	"	"	23064	1
"	"	23074	1	"	"	23079	1
1132Z11	9/15/85011	"	1	1634Z1	9/15/84689	23045	1
1133Z10	9/15/84680	23045	1	1642Z2	9/15/84552	23040	1
"	"	23053	1	"	"	23069	2
"	"	23055	1	1656Z2	9/15/84746	23307	1
"	"	23074	1	"	"	23051	1
"	"	23082	1	1659Z31	9/15/84867	23065	1
"	"	23084	1	"	"	23047	1
"	"	23310	1	1661Z3	9/15/85080	23076	1
1133Z13	9/15/84458	23039	1	1663Z5	"	23083	1
"	"	23061	1	"	"	23055	1
"	"	23068	4	1663Z6	"	23079	1
"	"	23312	1	"	"	23045	1
1134Z29	9/15/84548	23040	1	1663Z18	"	23069	1
"	"	23069	1	1692Z28	9/15/84723	23074	1
"	"	23307	1	"	"	23049	1
1134Z31	9/15/84521	23039	3	1699Z16	9/15/84829	23078	1
"	"	23061	3	"	"	23056	1
"	"	23068	3	1700Z20	9/15/84786	23053	1
"	"	23312	3	"	"	23082	1
1134Z34	9/15/84858	23057	1	1808Z11	9/15/84443	23039	1
"	"	23064	2	"	"	23061	1
"	"	23075	2	"	"	23068	1
"	"	23079	2	"	"	23312	1

Leyland Basic Part No.	B.R. Cat. No.	PL. No.	Page No.	Leyland Basic Part No.	B.R. Cat. No.	PL. No.	Page No.
1808Z35	9/15/84842	23056	2	1881Z314	9/15/84885	23078	1
1808Z44B	9/15/84442	23039	1	"	"	23079	2
"	"	23061	1	1881Z505	9/15/85062	23077	1
"	"	23068	1	"	"	"	"
"	"	23312	1	1909Z81	9/15/84440	23050	1
1808Z52A	9/15/84957	23069	1	"	"	23061	1
1808Z79B	9/15/84650	23044	2	"	"	23068	1
"	"	23073	2	"	"	23078	1
1808Z120	9/15/84535	23040	1	"	"	23079	2
"	"	23069	1	"	"	23312	1
"	"	23307	1	1941Z39	9/15/84566	23040	2
1818Z104	9/15/85255	23312	3	"	"	23069	3
"	"	"	4	"	"	23307	2
1820Z511	9/15/85094	23084	1	"	"	"	"
1820Z642	9/15/84728	23049	1	2205Z8	9/15/84567	23040	2
"	"	23055	1	"	"	23069	3
"	"	23073	2	"	"	23307	2
"	"	23078	1	2205Z13	9/15/84528	23038	3
1820Z784	9/15/84811	23055	1	"	"	23039	3
"	"	23084	1	"	"	23061	3
1820Z856	9/15/84935	23068	2	"	"	23068	3
1820Z883	9/15/84797	23054	1	"	"	23312	3
"	"	23083	1	2205Z15	9/15/84495	23039	2
1854Z36	9/15/84439	23039	1	"	"	23061	2
"	"	23061	1	"	"	23068	3
"	"	23068	1	"	"	23075	1
"	"	23312	1	"	"	23312	2
1871Z52A	9/15/84731	23074	1	"	"	"	"
"	"	23050	1	4071Z4A	"	23309	1
"	"	23064	1	"	"	"	"
"	"	23079	1	4966Z1A	"	23081	1
1871Z62	9/15/85013	23074	1	4970Z3	"	23074	1
1871Z135	9/15/85061	23077	1	4970Z3A	"	23039	1
1871Z156	9/15/85071	23080	1	"	"	"	2
1873Z270	9/15/84585	23041	1	"	"	23040	2
"	"	23070	1	"	"	23044	1
"	"	23308	1	"	"	"	2
1873Z343	9/15/84509	23039	3	"	"	23046	1
"	"	23061	3	"	"	23050	1
"	"	23068	2	"	"	23054	1
"	"	23312	3	"	"	23055	1
1876Z62	9/15/84843	23056	2	"	"	23061	1
1876Z281	9/15/84933	23068	1	"	"	"	2
1876Z283	9/15/84444	23039	1	"	"	23064	1
"	"	23061	1	"	"	23069	2
"	"	23068	1	"	"	23075	1
"	"	23312	1	"	"	23076	1
1876Z463	9/15/85066	23079	2	"	"	"	2
1876Z636	9/15/85014	23074	1	"	"	23084	1
1876Z723	9/15/84651	23044	2	"	"	23307	2
"	"	23073	2	"	"	23312	1
1876Z841	9/15/84950	23068	3	"	"	"	2
"	"	23305	1	4970Z4	"	23039	1
1881Z47A	9/15/85069	23080	1	"	"	"	2
1881Z52	9/15/85078	23081	2	"	"	23040	1
1881Z221	9/15/85052	23076	2	"	"	23041	1
1881Z287	9/15/85023	23074	1	"	"	23043	1

Leyland Basic Part No.	B.R. Cat. No.	PL. No.	Page No.	Leyland Basic Part No.	B.R. Cat. No.	PL. No.	Page No.
4970Z4		23046	1	5655Z83	9/15/85022	23074	1
"		23055	1	5655Z135	9/15/84251	22553	5
"		23061	1	"	"	22581	1
"		"	2	"	"	22580	1
"		23069	1				
"		23075	1	7226Z349	9/15/85075	23081	1
"		"	2				
"		23077	1	8803Z207	9/15/84555	23040	1
"		23085	1	8803Z215	9/15/84963	23069	2
"		23307	1	8904Z280	9/15/84749	23051	1
"		23308	1			23065	1
"		23309	1	8904Z286	9/15/85073	23080	1
"		23312	1				
"		"	2	9204Z89	9/15/84628	23043	1
4970Z4A		23069	1	"	"	23072	1
4970Z5		23070	1	"	"	23309	1
4970Z5A		23039	2	9204Z208	9/15/84686	23045	1
"		23041	1	"	"	23074	1
"		23061	2	9204Z210	9/15/84789	23053	1
"		23308	1	"	"	23055	1
"		23312	2	"	"	23082	1
4970Z6		23040	1	"	"	23084	1
"		23069	1	"	"	23310	1
"		23307	1	9204Z218	9/15/84601	23041	1
4970Z13		23040	2	"	"	23068	3
"		23044	2	"	"	23308	1
"		23069	2	9204Z256	9/15/85018	23074	1
"		23077	1	9211Z69	9/15/85276	23045	1
"		23307	2			23074	1
4971Z4A		23039	2	9211Z75	9/15/85277	23042	1
"		23040	1			23071	1
"		23043	1	9226Z221	9/15/85065	23079	2
"		23044	1	9227Z43	9/15/84482	23039	2
"		"	2	"	"	23061	2
"		23047	1	"	"	23312	2
"		23061	2	9227Z61	9/15/84973	23070	1
"		23069	1			23308	1
"		23075	1	9231Z18	9/15/84718	23048	1
"		"	2	"	"	23077	1
"		23076	1	9231Z19	9/15/85054	23048	1
"		23307	1			23077	1
"		23309	1	9232Z4	9/15/85053	23048	1
"		23312	2	"	"	23077	1
				9254Z8	9/15/84791	23054	1
5332Z25	9/43/5964	23045	1	9288Z301	9/15/84874	23076	1
		23074	1	9288Z302	9/15/84875	"	1
5332Z45	9/43/5977	23053	1	9288Z303	9/15/84876	"	1
"	"	23055	1	9288Z304	9/15/84877	"	1
"	"	23082	1	9288Z305	9/15/84878	"	1
"	"	23084	1	9288Z306	9/15/84879	"	1
"	"	23310	1	9288Z307	9/15/84880	"	1
5332Z60	9/43/5989	23055	1	9288Z308	9/15/84881	"	1
"	"	23084	1	9288Z309	9/15/84882	"	1
				9288Z310	9/15/84883	"	1
5539Z889	9/43/32178	23053	1	9294Z14	9/15/84734	23050	1
"	"	23082	1	"	"	23064	1
"	"	23310	1	"	"	23079	1

Leyland Basic Part No.	B.R. Cat. No.	PL. No.	Page No.	Leyland Basic Part No.	B.R. Cat. No.	PL. No.	Page No.
9295Z12	9/15/84688	23045	1	9389Z5	9/15/84682	23045	1
9295Z131	9/15/85017	23074	1	9389Z8		23055	1
				9389Z9	9/15/84506	23039	3
9300Z3		23081	1	"	"	23046	1
9300Z313		23040	1	"	"	23061	3
"		23069	2	"	"	23068	2
"		23307	1	"	"	"	3
9384Z2		23044	2	"	"	23075	1
9384Z4		23047	1	"	"	23312	3
"		23055	1	9399Z198	9/15/85077	23081	2
"		23076	1				
"		23084	1	9402Z27	9/15/84710	23046	1
9384Z8		23082	1	9420Z27	9/15/85029	23075	1
"		23310	1	9422Z9	9/15/84660	23044	2
9385Z5		23041	1	"	"	23050	1
"		23054	1	"	"	23064	1
"		23070	1	"	"	23073	2
"		23083	1	"	"	23079	1
"		23084	1				
"		23308	1	A502EZ9	9/15/85038	23076	1
9385Z25		23056	1	A502EZ10	9/15/85037	"	1
9385Z28		23039	2	A882Z32	9/15/84249	22553	5
"		23061	3	"	"	22580	1
"		23068	3	"	"	22581	1
"		23312	3	"	"	23068	3
9385Z45		23039	3	"	"	23305	1
"		23041	1	A53347	9/15/84654	23044	2
"		23053	1	"	"	23073	2
"		23055	1				
"		23061	3	B53347	9/15/84655	23044	2
"		23068	2	"	"	23073	2
"		23070	1				
"		23082	1	BS12215C	9/15/85002	23073	2
"		23084	1				
"		23308	1	FB105/12D		22559	1
"		23310	1	"		22569	1
"		23312	3	"		22570	1
9385Z47		23042	1	"		22571	1
"		23071	1	FB106/9D		22580	1
9387Z13	9/15/85096	23086	1	"		22581	1
9388Z19	9/15/85010	23074	1	FB106/10D		22560	1
9388Z26	9/15/84821	23056	1	FB106/14		22554	1
9388Z50	9/15/84783	23053	1	"		22571	1
"	"	23082	1	FB106/14D		22567	1
"	"	23084	1	"		22569	1
"	"	23310	1	"		22570	1
9388Z85	9/15/84507	23039	3	"		22580	1
"	"	23061	3	"		22581	1
"	"	23068	2	FB106/30D		22580	1
"	"	23312	3	"		22581	1
9388Z121	9/15/84588	23041	1	FB108/22		23304	1
"	"	23070	1	FB110/13R		23299	1
"	"	23308	1				
9388Z127	9/15/84971	23070	1	FN104		23081	1
9388Z140	9/15/84589	23041	1	FN104/L		23052	1
"	"	23070	1	"		23306	1
"	"	23308	1	FN105		23086	1

Leyland Basic Part No.	B.R. Cat. No.	PL. No.	Page No.	Leyland Basic Part No.	B.R. Cat. No.	PL. No.	Page No.
FN105/L		23047	1	K5661		22566	1
FN106		23056	1	K5665		23044	2
FN106/L		22554	1	"		23073	3
"		22560	1	K5671		22562	1
"		22567	1	K5674		22558	1
"		22580	1	"		22565	1
"		22581	1	"		22573	1
FN204		23081	1	"		22574	1
FN204/L		23052	1	"		22578	1
FN205/L		23047	1	"		"	2
FN306/L		22562	1	"		22579	1
FN405/L		22551	1	"		"	2
"		22554	1	"		23299	1
"		22557	1	"		"	2
"		22566	1	"		23300	1
"		22567	1	K5683		23056	1
FN406/L		22551	1	"		"	2
FN410		23056	1	K5684		22553	3
"		"	2	"		"	4
FN410/L		22578	1	"		22558	1
"		"	2	"		22565	1
"		22579	1	"		22572	2
"		"	2	"		22573	1
"		23299	1	"		22574	1
"		"	2	"		22578	1
FN410/P		22578	2	"		"	2
"		23299	1	"		22579	1
"		"	2	"		"	2
FS104/4		23056	2	"		22580	1
FS104/6		"	2	"		22581	1
FS104/10		22561	1	"		22598	1
"		22563	1	"		23299	1
"		22564	1	"		"	2
FS105/6		23056	2	"		23300	1
FS106/4		"	1	K5700		22578	1
FS110/9R		23302	1	"		22579	1
"		"	1	"		23299	1
K5542		22553	4	K5702		22553	4
K5545		"	3	K5706		23306	1
K5555	9/15/84922	23067	1	K5718		22551	1
K5658		22561	1	K5880	9/15/33216	23044	2
"		22563	1	"	"	23073	2
"		22564	1	"	"	23306	1
K5659		23039	2	K12756	9/15/84870	23086	1
"		23056	1	"	"	"	1
"		23061	2	PZ113	9/15/85068	23080	1
"		"	3	SUN714/2	9/15/85295	22550	1
"		23068	3	SUN729	9/15/85294	23040	1
"		"	4	"	"	23069	1
"		23312	2	"	"	23307	1
"		"	3	"	"	"	1
K5660		22553	4	UCS106/9R		23303	1
"		22562	1	UCS107/12R		23072	1
K5661		22551	1	"		"	1
"		22553	3	UFB9/16R		22572	2
"		22554	1	"		"	1
"		22557	1	UFB104/5		23068	4

Leyland Basic Part No.	B.R. Cat. No.	PL. No.	Page No.	Leyland Basic Part No.	B.R. Cat. No.	PL. No.	Page No.
UFB104/8		23086	1	UNFI05		23073	1
UFB104/8R		23305	1	"		"	2
UFB104/11		23067	1	"		23079	1
"		23086	1	"		23081	1
UFB104/18		23073	2	UFN105/P		22553	2
UFB105/10		22553	2	"		"	3
"		23068	4	"		23039	1
UFB105/12		23056	1	"		23044	2
"		23079	1	"		23052	2
UFB106/6R		23064	2	"		23061	1
UFB106/7R		23041	1	"		23064	1
"		23308	1	"		23306	1
UFB106/8		23068	1	"		23312	1
UFB106/9		23300	1	UFN106		22553	1
UFB106/9R		22558	1	"		"	2
"		22565	1	"		23068	1
"		22573	1	"		"	2
"		22574	1	"		"	3
"		23064	2	"		"	1
UFB106/12		22553	2	"		23072	1
"		23073	3	"		23073	1
"		23300	1	"		"	3
"		23312	3	"		23069	1
UFB106/12R		23057	1	UFN106/P		22558	1
"		23312	4	"		22561	1
UFB106/13		23064	1	"		22565	1
UFB106/14		23079	2	"		22573	1
UFB106/15		"	1	"		22574	1
"		23085	1	"		23044	2
UFB106/16R		23057	1	"		23051	1
UFB106/17R		23051	1	"		23052	1
"		23065	1	"		23064	1
UFB106/22		23068	3	"		23065	1
UFB106/24R		23312	4	"		23300	1
UFB106/26		"	3	"		23312	3
UFB106/30		23043	1	UFN107		23068	2
"		23309	1	UFN107/P		22553	3
UFB106/32		23044	3	UFN107/8R		23303	1
"		23073	3	UFN108		23073	1
UFB107/10R		23301	1	UFN108/P		22553	4
UFB107/13R		"	1	"		23304	1
UFB108/16		23070	1	UFN110		23068	2
UFB108/20R		22553	4	UFN206/P		22563	1
UFN104		22553	1	"		22564	1
"		23068	4	UFN210/P		22558	1
"		23073	2	"		22565	1
"		23081	2	"		22573	1
"		23086	1	"		22574	1
UFN104/L		23067	1	UFN212/P		22558	1
UFN104/P		23305	1	"		22565	1
"		23313	1	"		22573	1
"		"	1	"		22574	1
UFN105		22553	1	UFN405/P		22553	3
"		"	2	UFN406		23061	3
"		23056	1	"		23068	3
"		23068	2	"		"	4
"		"	4	"		23312	3

Leyland Basic Part No.	B.R. Cat. No.	PL. No.	Page No.	Leyland Basic Part No.	B.R. Cat. No.	PL. No.	Page No.
UFN406/P		23312	2	UFS106/9R		23057	1
"		22553	4	UFS107/6		23068	1
"		23039	2	UFS107/8R		22553	3
"		23041	2	UFS110/8		23039	2
"		23061	2	"		23061	2
UFN407/P		22558	1	"		23068	1
"		22565	1	"		23312	2
"		22573	1				
"		22574	1	WB106/4D		22555	1
"		23300	1	WB106/13D		"	1
UFN408		23056	1				
UFN408/P		22578	1	X4937		22562	1
"		"	2				
"		22579	1	X5661		22567	1
"		"	2				
"		23299	1	X5880	9/15/39043	22553	4
"		"	2				
UFN410/P		22553	3	X6022	9/15/85225	23305	1
"		"	4				
"		22558	1	X16631	9/15/40115	22553	5
"		22565	1	"	"	22580	1
"		22572	2	"	"	22581	1
"		22573	1				
"		22574	1	X20932	9/15/84312	22562	1
"		22578	1				
"		"	2	X40536		23052	1
"		22579	1	X40849		22561	1
"		"	2	"		22563	1
"		22580	1	"		22564	1
"		22581	1	"		23044	2
"		22598	1	"		23052	2
"		23299	1	"		23073	2
"		"	2	"		23306	1
"		23300	1				
UFN412/P		22553	4	X42628	9/15/33051	23050	1
UFN414/P		22578	1	"	"	23051	1
"		22579	1	"	"	23052	1
"		23299	1	"	"	23057	1
"		"		"	"	23064	1
UFS104/4		22553	2	"	"	23065	1
"		23081	2	"	"	23305	1
UFS105/4		23312	3	"	"	23311	1
UFS105/5		23068	1	X42629	9/15/35261	23039	2
"		"	4	"	"	23049	1
UFS105/6		23073	2	"	"	23057	1
"		23078	1	"	"	23061	2
"		23081	1	"	"	"	3
UFS105/6R		23044	2	"	"	23066	1
"		23052	2	"	"	23068	3
UFS105/85		23044	1	"	"	23085	1
UFS106/4		23068	1	"	"	23304	1
UFS106/6		"	1	"	"	23305	1
"		23079	2	"	"	23312	2
"		23081	1	"	"	"	3
UFS106/7		23068	3	X42706	"	23056	1
UFS106/8R		23044	1				
UFS106/9		23073	3	X52921		22558	1

Leyland Basic Part No.	B.R. Cat. No.	PL. No.	Page No.	Leyland Basic Part No.	B.R. Cat. No.	PL. No.	Page No.
X75890		22561	1				
"		22563	1	X75929		23299	1
"		22564	1	X75946		22561	1
X75908		23052	1	"		23052	2
X75909		22572	2	"		23081	1
X75911		23052	1	X75947		22553	1
X75918		23073	2	"		"	2
X75919		22551	1	"		23052	1
"		22553	3	"		23056	2
"		"	4	"		23068	4
"		22554	1	"		23073	2
"		22557	1	"		23081	1
"		22561	1	"		"	2
"		22563	1	"		23086	1
"		22564	1	"		23306	1
"		22566	1	"		23313	1
"		22567	1	X75948		22553	1
"		22580	1	"		"	2
"		22581	1	"		22558	1
"		23056	1	"		22559	1
X75920		23041	2	"		22569	1
"		23068	3	"		22570	1
"		23070	1	"		22571	1
X75921		22558	1	"		23039	1
"		22565	1	"		23044	1
"		22573	1	"		23045	1
"		22574	1	"		23052	2
"		23300	1	"		23056	1
X75922		22578	1	"		"	2
"		"	2	"		23061	1
"		22579	1	"		23067	1
"		"	2	"		23068	1
"		23056	1	"		"	2
"		23299	1	"		"	4
"		"	2	"		23073	1
X75924		22553	4	"		"	2
"		"	3	"		"	3
"		22558	1	"		23075	1
"		22565	1	"		23079	1
"		22572	2	"		"	2
"		22573	1	"		23081	1
"		22574	1	"		23086	1
"		22578	1	"		23306	1
"		"	2	"		23312	1
"		22579	1	"		"	3
"		"	2	X75949		22553	1
"		22580	1	"		"	2
"		22581	1	"		22554	1
"		22598	1	"		22555	1
"		23056	1	"		22558	1
"		"	2	"		22560	1
"		23299	1	"		22562	1
"		"	2	"		22565	1
"		23300	1	"		22567	1
X75925		22553	4	"		22569	1
X75926		22578	1	"		22570	1
"		22579	1	"		22571	1
"		23299	1	"		22573	1

Leyland Basic Part No.	B.R. Cat. No.	PL. No.	Page No.	Leyland Basic Part No.	B.R. Cat. No.	P.L. No.	Page No.
X75949		22574	1	X75960		22561	1
"		23040	1	"		22563	1
"		23044	1	"		22564	1
"		23051	1	"		23305	1
"		23056	1	X75961		22553	2
"		23065	1	"		"	3
"		23068	1	"		23044	2
"		"	2	"		23047	1
"		"	3	"		23064	1
"		23072	1	X75962		22553	4
"		23073	1	"		22580	1
"		23078	1	"		22581	1
"		23081	1	"		23044	2
"		23300	1	"		23057	1
"		23303	1	"		23064	1
"		23307	1	"		"	2
"		23312	3	"		23068	1
"		"	4	"		"	2
X75950		22553	3	"		"	3
"		23068	2	"		23073	1
"		"	3	"		"	3
"		23072	1	"		23306	1
"		23078	1	X75963		23072	1
"		23301	1	"		23303	1
X75951		23070	1	X75964		22553	4
"		23299	2	"		23073	1
"		23304	1	X75986		22563	1
X75953		23068	2	"		22564	1
"		23299	1				
"		23302	1	X84440	9/15/84431	23045	1

INDEX**L-Type Diesel Engine R/E. 900/I****Incorporating the following Sub-Units :**

Description	Designation	Leyland Section PL.
Crankcase	R/ECC.2	PL.23039
Cylinder head	R/ECH.2	PL.23040
Crankshaft	R/ECS.2	PL.23041
Piston and connecting rod	R/ECN.	PL.23042
Timing case	R/ETC.2	PL.23043
Sump	R/ES.2	PL.23044
Water pump	R/EWP.3	PL.23045
Oil pump	R/EOP.	PL.23046
Fuel injection pump	R/EFP.2	PL.23047
Injectors	R/N.	PL.23048
Compressor	R/ECR.3	PL.23049
Oil filter	R/EOF.3	PL.23050
Fuel filter	R/EFF.2	PL.23051
Ancillary equipment	R/EAE.3	PL.23052
Water pump drive	R/WPD.1	PL.23053
Starter motor	R/SM.	PL.23054
Fuel pump drive	R/EFD.	PL.23055
Right angle drive	R/RAD.3	PL.23056
Heat exchanger	R/HE.3	PL.23057

Engine R/E.900/I with Fluid Coupling R/FF.3 B.R. Cat No. 9/15/85100

INDEX**L-Type Diesel Engine. R/E.900/4 and /8****Incorporating the following Sub-Units**

Description	Designation	Leyland Section PL.
Cylinder head	R/ECH.2	PL.23040
Crankshaft	R/ECS.2	PL.23041
Piston and connecting rod	R/ECN.	PL.23042
Timing case	R/ETC.2	PL.23043
Sump	R/ES.2	PL.23044
Water pump	R/EWP.3	PL.23045
Oil pump	R/EOP.	PL.23046
Injectors	R/N.	PL.23048
Ancillary equipment	R/EAE.3	PL.23052
Water pump drive	R/WPD.1	PL.23053
Starter motor	R/SM.	PL.23054
Fuel pump drive	R/EFD.	PL.23055
Right angle drive	R/RAD.3	PL.23056
Crankcase	R/ECC.4	PL.23061
Fuel injection pump	R/EFP.3	PL.23062
Compressor	R/ECR.4	PL.23063
Oil filter	R/EOF.6	PL.23064
Fuel filter	R/EFF.3	PL.23065
Heat exchanger	R/HE.6	PL.23066
Throttle control gear	R/TCG.3	PL.23067
<p>Engine R/E.900/4 with Fluid Coupling R/FF.3 B.R. Cat No. 9/15/85101 Engine R/E.900/8 with Fluid Coupling R/FF.4/1 or R/FF.7 B.R. Cat No. 9/15/85102 Joints, engine set, Part No. SUN714/2 B.R. Cat No. 9/15/85295</p>		

INDEX**L-Type Diesel Engine. R/E.902/II****Incorporating the following Sub-Units :**

Description	Designation	Leyland Section PL.
Right angle drive	R/RAD.3	PL.23056
Crankcase	R/ECC.6	PL.23068
Cylinder head	R/ECH.5	PL.23069
Crankshaft	R/ECS.4	PL.23070
Piston and connecting rod	A/ECN.4	PL.23071
Timing case	R/ETC.3	PL.23072
Sump	R/ES.4	PL.23073
Water pump	A/EWP.4	PL.23074
Oil pump	A/EOP.5	PL.23075
Fuel injection pump	A/EFP.10	PL.23076
Injectors	A/N.4	PL.23077
Compressor	R/ECR.5	PL.23078
Oil filter	R/EOF.7	PL.23079
Fuel filter	A/EFF.4	PL.23080
Ancillary equipment	R/EAE.6	PL.23081
Water pump drive	R/WPD.2	PL.23082
Starter motor (2 per engine)... ..	A/SM.4	PL.23083
Fuel pump drive	A/EFD.1	PL.23084
Heat exchanger	A/HE.1	PL.23085
Throttle control gear	R/TCG.6	PL.23086

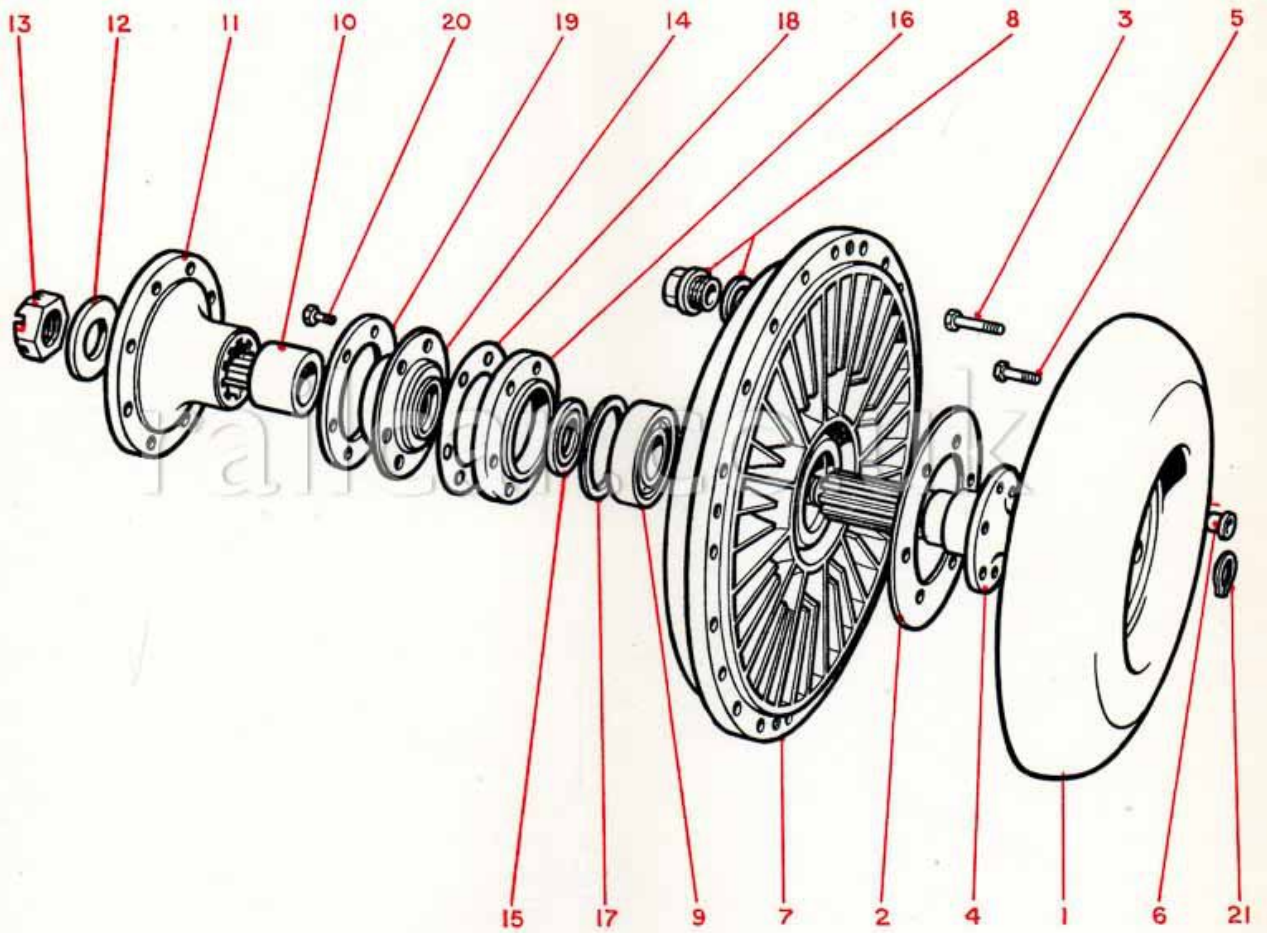
Engine R/E.902/II with Fluid Coupling R/FF.4/1 or R/FF.7 B.R. Cat No. 9/15/85103

INDEX**L-Type Diesel Engine. R/E.901/9****Incorporating the following Sub-Units**

Description	Designation	Leyland Section PL.
Piston and connecting rod	R/ECN.	PL.23042
Sump	R/ES.2	PL.23044
Water pump	R/EWP.3	PL.23045
Oil pump	R/EOP.	PL.23046
Injectors	R/N.	PL.23048
Ancillary equipment	R/EAE.3	PL.23052
Starter motor	R/SM.	PL.23054
Fuel pump drive	R/EFD.	PL.23055
Fuel injection pump	R/EFP.3	PL.23062
Compressor	R/ECR.4	PL.23063
Oil filter	R/EOF.6	PL.23064
Fuel filter	R/EFF.3	PL.23065
Heat exchanger	R/HE.6	PL.23066
Throttle control gear	R/TCG.3	PL.23067
Cylinder head group	—	PL.23307
Crankshaft group	—	PL.23308
Timing case group	—	PL.23309
Water pump drive group	—	PL.23310
Water pipes and connections group	—	PL.23311
Crankcase group	—	PL.23312
Hydraulic pump drive group	—	PL.23313

FLUID COUPLING
Leyland Section PL.22551

B.R. Cat. No.	Leyland or Albion Basic Part No.	Illustn. Ref. No.	Description	Used On Engine No.	No. Reqd. Per Unit	Remarks
Fluid Coupling.						
Unit R/FF.3						
(Arrangement Part No. 546461)						
9/15/84150						
9/15/84151	546462	7	Rear casing, complete		1	
9/15/84152	546464	1	Runner		1	
9/15/84153	530055	2	Baffle plate		1	
9/15/43102	281959	3	Bolt, $\frac{5}{16}$ " dia. \times $1\frac{5}{8}$ " long, B.S.F., special ...		6	} Baffle plate to runner
	FN405/L		Nut, $\frac{5}{16}$ " dia., B.S.F.		6	
	X75919		Washer, $\frac{5}{16}$ " dia., plain		6	
	K5661		Split pin		6	
9/15/84154	546465	4	Runner shaft		1	
9/15/43104	282712	5	Bolt, $\frac{3}{8}$ " dia., B.S.F., special		12	} Runner to shaft
9/15/43109	282711	6	Ferrule		12	
	FN406/L		Nut, $\frac{3}{8}$ " dia., B.S.F.		12	
	K5661		Split pin		12	
9/15/43122	282713	} 8	Plug		4	
9/15/43136	282714		Washer		4	
9/43/6028	134493	9	Ball bearing, Hoffmann 345		1	
9/15/43117	521688	10	Distance piece		1	
9/15/43108	521604	11	Coupling flange		1	} Coupling flange
9/15/43138	521687	12	Washer		1	
9/15/43115	521686	13	Nut, $1\frac{1}{8}$ " dia., B.S.F.		1	
	K5718		Split pin, $\frac{3}{16}$ " dia. \times $2\frac{1}{4}$ " long		1	
9/15/43130	521689	14	Oil seal, British Thermostat Co. type BGA5610		1	
9/15/43125	521692	15	Rubbing washer		1	
9/15/43113	521691	16	Joint ring		1	
9/15/43123	521690	17	Oil seal spacer ring		1	
9/15/43110	521747	18	Joint		1	Oil seal
9/15/84155	546466	19	Stiffener ring		1	
9/15/84156	546514	20	Setscrew, $\frac{5}{16}$ " dia. \times $1\frac{3}{8}$ " long, B.S.F. ...		6	Oil seal to casing
	281809	21	Circlip, Seeger, 25 mm. internal		1	Spigot bearing



TYPICAL ILLUSTRATION

B.R. Cat. No.	Leyland or Albion Basic Part No.	Illustn. Ref. No.	Description	Used On Engine No.	No. Reqd. Per Unit	Remarks
Radiator. Unit R/R.5 (Arrangement Part No. 350275)						
9/15/84178	350276		Radiator fans and cowls, complete ...		1	
9/15/84179	350100		Radiator, complete ...		1	
9/15/84180	519823	1	Top tank, complete ...		1	
9/15/84181	519828		Top tank ...		1	
9/15/84182	519843		Stud, $\frac{5}{16}$ " dia. \times $1\frac{3}{8}$ " long, UNF		18	} Tube plate, joint, stiffening strips at the rear
	UFNI05		Nut, $\frac{5}{16}$ " dia., UNF ...		18	
	X75948		Washer, $\frac{5}{16}$ " dia., Kolok ...		18	
9/15/84182	519843		Stud, $\frac{5}{16}$ " dia. \times $1\frac{3}{8}$ " long, UNF		6	} Tube plate, joint and centre column
	UFNI05		Nut, $\frac{5}{16}$ " dia., UNF ...		6	
	X75948		Washer, $\frac{5}{16}$ " dia., Kolok ...		6	
9/15/84183	519844		Stud, $\frac{5}{16}$ " dia. \times 1-6" long, UNF		5	} Top water pipe facing at rear
	UFNI06		Nut, $\frac{5}{16}$ " dia., UNF ...		5	
	X75949		Washer, $\frac{5}{16}$ " dia., Kolok ...		5	
9/15/84184	519845		Stud, $\frac{5}{16}$ " dia. \times 3-6" long, UNF		1	} Top water pipe facing
	UFNI06		Nut, $\frac{5}{16}$ " dia., UNF ...		1	
	X75949		Washer, $\frac{5}{16}$ " dia., Kolok ...		1	
9/15/84183	519844		Stud, $\frac{5}{16}$ " dia. \times 1-6" long, UNF		8	} Fan cowls at rear of top tank
	UFNI06		Nut, $\frac{5}{16}$ " dia., UNF ...		8	
	X75949		Washer, $\frac{5}{16}$ " dia., Kolok ...		8	
9/15/84185	519846		Stud, $\frac{1}{4}$ " dia. \times 1" long, UNF		2	} Overflow pipe elbow and joint, top
	UFNI04		Nut, $\frac{1}{4}$ " dia., UNF ...		2	
	X75947		Washer, $\frac{1}{4}$ " dia., Kolok ...		2	
9/15/84186	519824	2	Bottom tank, complete ...		1	
9/15/84187	519829		Bottom tank ...		1	
9/15/84182	519843		Stud, $\frac{5}{16}$ " dia. \times $1\frac{3}{8}$ " long, UNF		18	} Tube plates, stiffening strips at rear
	UFNI05		Nut, $\frac{5}{16}$ " dia., UNF ...		18	
	X75948		Washer, $\frac{5}{16}$ " dia., Kolok ...		18	
9/15/84182	519843		Stud, $\frac{5}{16}$ " dia. \times $1\frac{3}{8}$ " long, UNF		6	} Tube plate and centre column
	UFNI05		Nut, $\frac{5}{16}$ " dia., UNF ...		6	
	X75948		Washer, $\frac{5}{16}$ " dia., Kolok ...		6	
9/15/84183	519844		Stud, $\frac{5}{16}$ " dia. \times 1-6" long, UNF		4	} Bottom water pipe facing at rear
	UFNI06		Nut, $\frac{5}{16}$ " dia., UNF ...		4	
	X75949		Washer, $\frac{3}{8}$ " dia., Kolok ...		4	
9/15/84183	519844		Stud, $\frac{5}{16}$ " dia. \times 1-6" long, UNF		8	} Fan cowls at rear
	UFNI06		Nut, $\frac{5}{16}$ " dia., UNF ...		8	
	X75949		Washer, $\frac{3}{8}$ " dia., Kolok ...		8	
9/15/84188	350103	3	Side standard, left hand, complete ...		1	
9/15/84189	350101		Side standard ...		1	
9/15/84183	519844		Stud, $\frac{5}{16}$ " dia. \times 1-6" long, UNF		4	} Fan cowl at rear
	UFNI06		Nut, $\frac{5}{16}$ " dia., UNF ...		4	
	X75949		Washer, $\frac{3}{8}$ " dia., Kolok ...		4	
9/15/84190	519849		Stud, $\frac{5}{16}$ " dia. \times 1-35" long, UNF		3	} Tie rod bracket bottom
	UFNI06		Nut, $\frac{5}{16}$ " dia., UNF ...		3	
	X75949		Washer, $\frac{3}{8}$ " dia., Kolok ...		3	
9/15/84183	519844		Stud, $\frac{5}{16}$ " dia. \times 1-6" long, UNF		6	} Mounting bracket side
	UFNI06		Nut, $\frac{5}{16}$ " dia., UNF ...		6	
	X75949		Washer, $\frac{3}{8}$ " dia., Kolok ...		6	

RADIATOR

Leyland Section PL.22553

B.R. Cat. No.	Leyland or Albion Basic Part No.	Illustn. Ref. No.	Description	Used On Engine No.	No. Reqd. Per Unit	Remarks
9/15/84191	350102		Side standard, right hand, complete		1	
9/15/84189	350101		Side standard		1	
9/15/84183	519844		Stud, $\frac{3}{8}$ " dia. \times 1.6" long, UNF		4	} Fan cowl at rear
	UFN106		Nut, $\frac{3}{8}$ " dia., UNF		4	
	X75949		Washer, $\frac{3}{8}$ " dia., Kolok		4	
9/15/84190	519849		Stud, $\frac{3}{8}$ " dia \times 1.35" long, UNF		3	} Tie rod bracket, bottom
	UFN106		Nut, $\frac{3}{8}$ " dia., UNF		3	
	X75949		Washer, $\frac{3}{8}$ " dia., Kolok		3	
9/15/84183	519844		Stud, $\frac{3}{8}$ " dia. \times 1.6" long, UNF		6	} Mounting bracket, side
	UFN106		Nut, $\frac{3}{8}$ " dia., UNF		6	
	X75949		Washer, $\frac{3}{8}$ " dia., Kolok		6	
9/15/84192	519827	4	Centre column, complete		1	
9/15/84193	519839		Centre column		1	
9/15/84183	519844		Stud, $\frac{3}{8}$ " dia. \times 1.6" long, UNF		8	} Fan cowls at rear
	UFN106		Nut, $\frac{3}{8}$ " dia., UNF		8	
	X75949		Washer, $\frac{3}{8}$ " dia., Kolok		8	
9/15/84194	519837		Tube block, complete		1	
9/15/84195	519838	5	Tube plate		2	
9/15/84196	519806		Withnell		190	
9/15/84197	301034		Tube ferrule, $\frac{1}{2}$ " dia.		380	
9/15/84198	519836		Joint, tube plates		2	Tube plates
9/15/84199	539896		Joint, top water pipe		1	Top water pipe
9/15/84200	539897		Joint, bottom water pipe		1	Bottom water pipe
9/15/84201	267157		Joint, overflow pipe		1	Overflow pipe
9/15/84202	267154		Overflow pipe elbow		1	
9/15/84203	519835		Stiffening strip		8	
9/15/84204	519832		Front top air baffle		2	
9/15/84205	519833		Front bottom air baffle		2	
9/15/84206	519834		Centre air baffle		2	
	UFB105/10		Bolt, $\frac{5}{16}$ " dia. \times $1\frac{1}{4}$ " long, UNF ...		36	} Tube plates stiffening strips and air baffles to top and bottom tanks
	UFN105		Nut, $\frac{5}{16}$ " dia., UNF		36	
	X75948		Washer, $\frac{5}{16}$ " dia., Kolok		36	
	UFB105/10		Bolt, $\frac{5}{16}$ " dia. \times $1\frac{1}{4}$ " long, UNF ...		4	} Tube plates and centre column to top and bottom tanks
	UFN105		Nut, $\frac{5}{16}$ " dia., UNF		4	
	X75948		Washer, $\frac{5}{16}$ " dia., Kolok		4	
	UFB106/12		Bolt, $\frac{3}{8}$ " dia. \times $1\frac{1}{2}$ " long, UNF ...		12	} Tube plates and side standards to top and bottom tanks
	UFN106		Nut, $\frac{3}{8}$ " dia., UNF		12	
	X75949		Washer, $\frac{3}{8}$ " dia., Kolok		12	
	UFS104/4		Screw, $\frac{1}{4}$ " dia. \times $\frac{1}{2}$ " long, UNF ...		12	} Air baffles to centre column
	X75947		Washer, $\frac{1}{4}$ " dia., Kolok		12	
9/15/84207	350359		Fan and cowl, driving, complete...		1	
9/15/84208	534963	6	Fan, complete		1	
9/15/84212	539903		Fan cowl, driving, complete ...		1	
9/15/84213	539486	7	Fan cowl		1	
9/15/84214	299312		Stud, $\frac{5}{16}$ " dia. \times $1\frac{1}{4}$ " long, UNF, special		8	} Bearing cover
	UFN105/P	8	Nut, $\frac{5}{16}$ " dia., UNF		8	
	X75961		Washer, $\frac{5}{16}$ " dia., Thackeray		8	

RADIATOR

Leyland Section PL.22553

B.R. Cat. No.	Leyland or Albion Basic Part No.	Illustn. Ref. No.	Description	Used On Engine No.	No. Reqd. Per Unit	Remarks
	UFS107/8R					
9/15/84215	147529		Setscrew, $\frac{7}{16}$ " dia. \times $\frac{1}{2}$ " long, UNF Washer, $\frac{7}{16}$ " dia.		4 4	} Plug for cowl
9/43/214	289191	9	Ball bearing, Hoffmann LS.10 ...		1	
9/15/84216	541242	10	Coupling adapter		1	
9/15/84217	539489	11	Bearing cover		2	
9/15/84218	539494	12	Joint, bearing cover		2	
9/15/84219	266522	13	Oil seal, Superfect No. 225112 ...		2	
9/43/31265	64012	14	Roller bearing, Hoffmann RLS.10		1	
9/15/84220	539492	15	Distance piece, outer		1	
9/15/84221	539493	16	Distance piece, inner		1	
9/15/84222	159K30	17	Pulley		1	
9/15/84223	856K17	18	Driving shaft		1	
	UFN410/P					
	X75924	} 19	Nut, $\frac{5}{8}$ " dia., UNF		1	} Fan to driving flange
	K5684		Washer, $\frac{5}{8}$ " dia., plain		1	
9/15/84224	534945	} 20	Split pin, $\frac{1}{8}$ " dia. \times $1\frac{1}{2}$ " long ...		1	
	X75919		Setscrew, $\frac{5}{16}$ " dia. \times $\frac{3}{8}$ " long, UNF		6	
9/15/33030	242535	21	Washer, $\frac{5}{16}$ " dia., plain		6	
			Grease plug, Tecalemit, $\frac{1}{8}$ " gas, limited supply		1	
9/15/84225	539770	} 22	Bolt, $\frac{5}{16}$ " dia. \times 1" long, UNF special		4	} Pulley to adapter
	UFN405/P		Nut, $\frac{5}{16}$ " dia., UNF		4	
	X75919		Washer, $\frac{5}{16}$ " dia., plain		4	
	K5661		Split pin, $\frac{5}{16}$ " dia. \times 1" long ...		4	
9/15/84226	350360		Fan and cowl, driven, complete ...		1	
9/15/84208	534963		Fan, complete		1	
9/15/84227	539902		Fan cowl, driven, complete ...		1	
9/15/84213	539486		Fan cowl		1	
9/15/84214	299312	} 8	Stud, $\frac{5}{16}$ " dia. \times $1\frac{1}{4}$ " long, UNF, special		8	} Bearing cover
	UFNI05/P		Nut, $\frac{5}{16}$ " dia., UNF		8	
	X75961		Washer, $\frac{5}{16}$ " dia., Thackeray		8	
9/15/84228	299644		Stud, $\frac{7}{16}$ " dia. \times 1.80" long, UNF, special		4	
	UFNI07/P		Nut, $\frac{7}{16}$ " dia., UNF		4	} Tensioner bracket
	X75950	Washer, $\frac{7}{16}$ " dia., Kolok ...		4		
9/15/84229	539905		Tensioner bracket and pulley, complete		1	
9/15/84230	539908		Bracket for tensioning pulley, complete ...		1	
9/15/84231	539484	23	Bracket		1	
9/15/84232	257707	24	Link		1	
9/15/84233	239283	25	Pivot pin... ..		1	
	K5545	25	Taper pin		1	
9/15/84234	97905	26	Grease plug, Tecalemit, $\frac{3}{8}$ " B.S.F., limited supply		1	

RADIATOR

Leyland Section PL.22553

B.R. Cat. No.	Leyland or Albion Basic Part No.	Illustn. Ref. No.	Description	Used On Engine No.	No. Reqd. Per Unit	Remarks
9/15/84235	539909		Tensioning pulley, complete			
9/15/84236	539485	27	Pulley		1	
9/15/84237	509383	28	Spindle		1	
9/15/39043	X5880	29	Oil seal, Superfect No. 20018		1	
9/43/3951	132229	30	Ball bearing, Hoffmann LS.9		1	
9/43/31252	218905	31	Roller bearing, Hoffmann RLS.9		1	
	235773	32	Circlip, Seeger external, $\frac{7}{8}$ " dia.		1	
9/15/39041	245141	33	Distance piece, outer ...		1	
9/15/39040	245142	34	Distance piece, inner ...		1	
9/15/84238	245139	35	End cover		1	
9/15/39039	227735	36	Joint, end cover		1	
9/15/84240	299758	37	Bolt, $\frac{5}{16}$ " dia. x 1" long, UNF, special		4	} End cover to pulley
	X75919		Washer, $\frac{5}{16}$ " dia., plain...		4	
9/15/84241	514353		Adjusting screw, complete		1	
9/15/84242	514356	38	Adjusting screw		1	
9/15/84243	514357	39	Pivot block		1	
9/15/84244	227828	40	Handle		1	
	K5542		Taper pin		1	
	UFN412/P	41	Nut, $\frac{3}{4}$ " dia., UNF		1	} Pulley spindle
	X75925		Washer, $\frac{3}{4}$ " dia., plain ...		1	
	K5702		Split pin, $\frac{5}{32}$ " dia. x 2" long...		1	
	UFB108/2OR	42	Bolt, $\frac{1}{2}$ " dia. x 2 $\frac{1}{2}$ " long, UNF		1	} Pivot block
	UFN108/P		Nut, $\frac{1}{2}$ " dia., UNF		1	
	X75964		Washer, $\frac{1}{2}$ " dia., Thackeray ...		1	
9/15/84245	227821	43	Hinge pin		1	
9/15/84246	227823		Washer, special		1	
	X75962		Washer, $\frac{3}{8}$ " dia., Thackeray ...		1	
	UFN406/P	44	Nut, $\frac{3}{8}$ " dia., UNF		1	
	K5660		Split pin, $\frac{1}{16}$ " dia. x $\frac{7}{8}$ " long...		1	
9/15/84217	539489	11	Bearing cover		2	
9/15/84218	539494	12	Joint, bearing cover		2	
9/15/84219	266522	13	Oil seal, Superfect No. 225112 ...		2	
9/43/214	289191	9	Ball bearing, Hoffmann LS.10 ...		1	
9/43/31265	64012	14	Roller bearing, Hoffmann RLS.10		1	
9/15/84220	539492	15	Distance piece, outer		1	
9/15/84221	539493	16	Distance piece, inner		1	
9/15/84222	159K30	17	Pulley		1	
9/15/84223	856K17	18	Driving shaft		1	
	UFN410/P	19	Nut, $\frac{3}{8}$ " dia., UNF		1	
	X75924		Washer, $\frac{3}{8}$ " dia., plain		1	
	K5684		Split pin, $\frac{1}{8}$ " dia. x 1 $\frac{1}{2}$ " long ...		1	
9/15/84224	534945	20	Setscrew, $\frac{5}{16}$ " dia. x $\frac{5}{8}$ " long, UNF		6	} Fan to driving shaft
	X75919		Washer, $\frac{5}{16}$ " dia., plain		6	
9/15/33030	242535	21	Grease plug, Tecalemit, $\frac{1}{8}$ " gas, limited supply		1	

RADIATOR

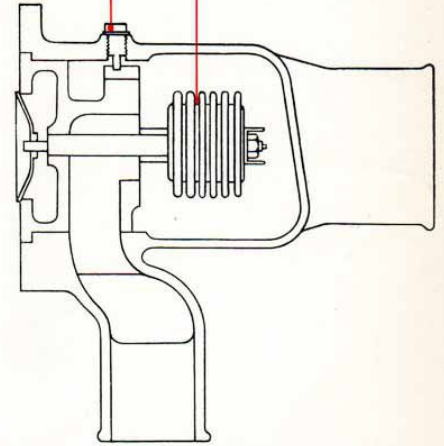
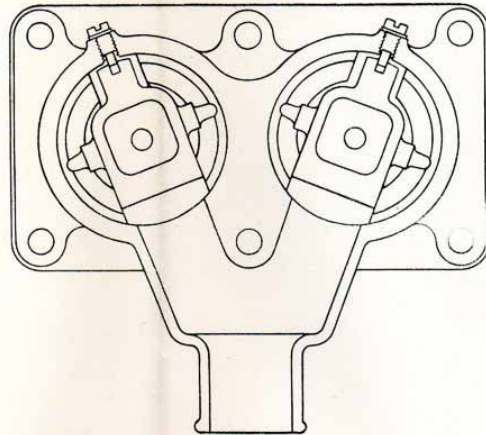
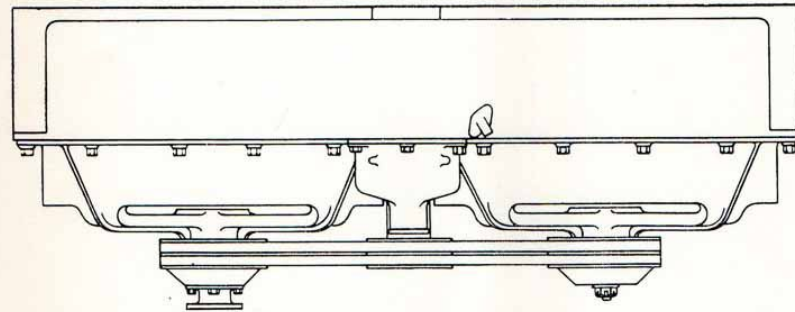
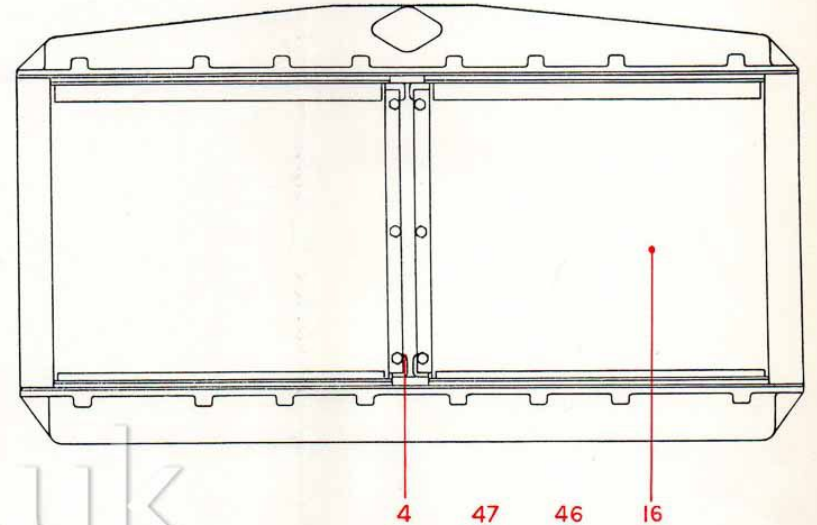
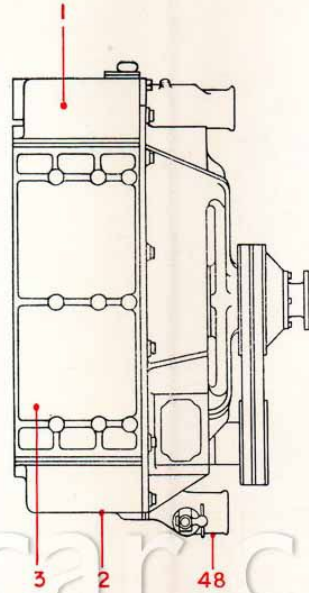
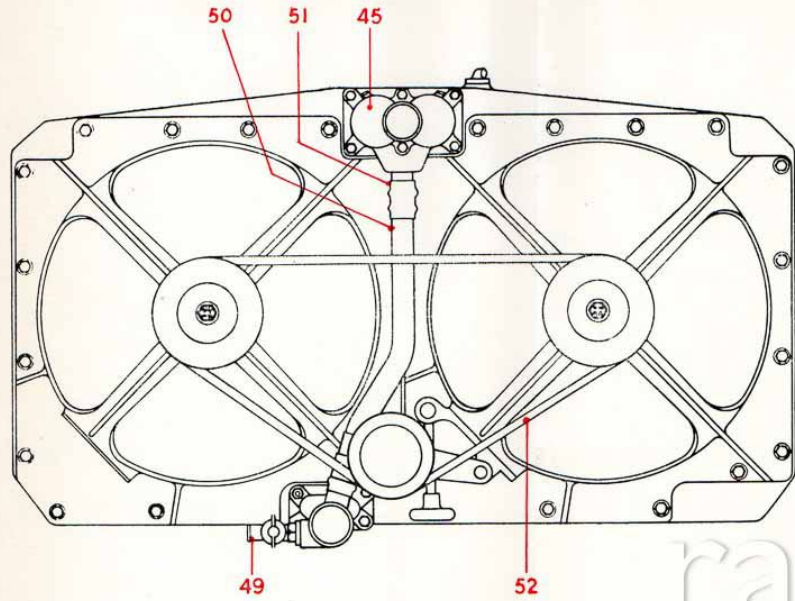
Leyland Section PL.22553

B.R. Cat. No.	Leyland or Albion Basic Part No.	Illustn. Ref. No.	Description	Used On Engine No.	No. Reqd. Per Unit	Remarks
9/15/84247	539754	45	Top water pipe		1	
9/15/40119	511608	46	Thermostat		2	} Locating thermo- stat
9/15/40115	X16631	} 47	Screw, 2 B.A., cheese head, special ...		2	
9/15/40124	227940		Washer		2	
9/15/84248	539755	48	Bottom water pipe		1	
9/15/84249	A8822Z32	49	Drain tap		1	
9/15/40126	185484		Washer, joint, copper		1	
9/15/84250	539756	50	Pipe, radiator by-pass		1	
9/15/84251	5655Z135	51	Rubber hose		2	
	97711		Jubilee clip, type 2		2	
9/15/84253	539491	52	Driving belt, V, $\frac{21}{32}$ " \times $\frac{7}{16}$ " \times 40" ...		2	
9/15/84254	539892		Rubber hose		2	} Engine to radiator
9/15/84255	539893		Ring		4	
	33369		Jubilee clip, type 3		4	} Radiator to engine
9/15/84257	539894		Rubber hose		2	
9/15/84258	539895		Ring		4	
	33369		Jubilee clip, type 3		4	

railcar.co.uk

Radiator

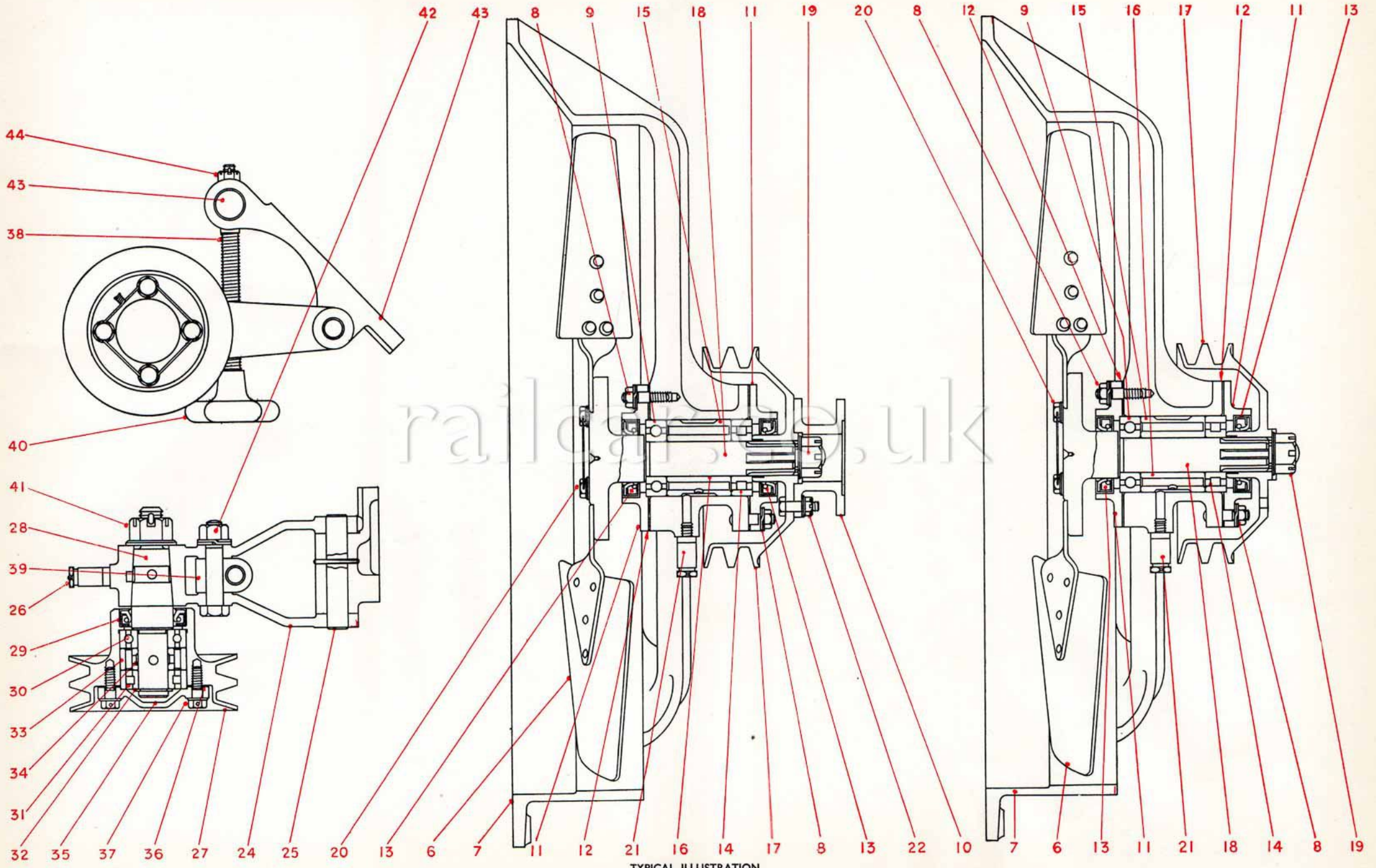
Unit R/R.5



TYPICAL ILLUSTRATION

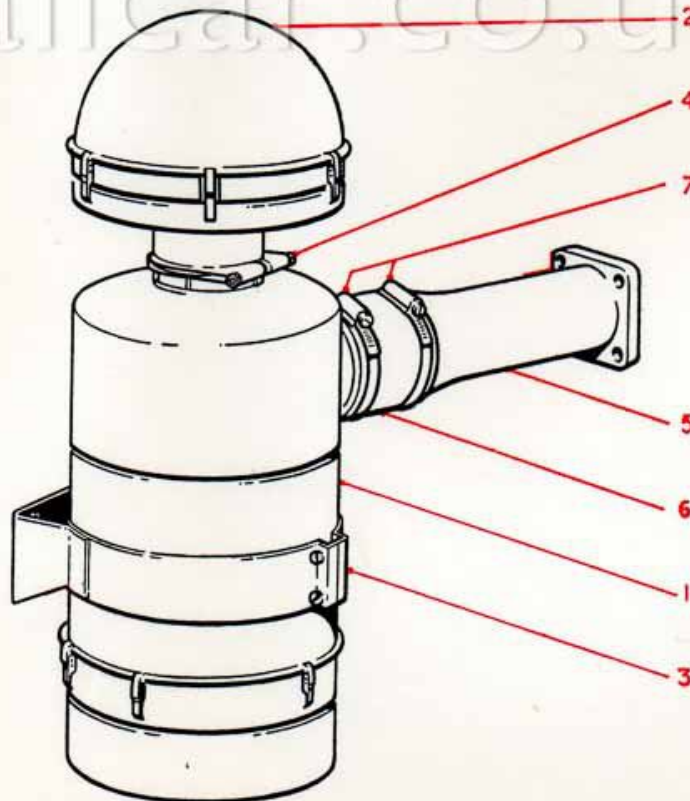
Radiator

Unit R/R.5



TYPICAL ILLUSTRATION

B.R. Cat. No.	Leyland or Albion Basic Part No.	Illustr. Ref. No.	Description	Used On Engine No.	No. Reqd. Per Unit	Remarks
Air Filter. Unit R/EF.8 (Arrangement Part No. 350086)						
9/15/84260	312339	1	Air cleaner, Burgess type OBA.120/7 ...		1	
9/15/84261	312340	2	Burgess oil bath pre-cleaner, Ref. OBC 120/2		1	
9/15/84262	312341	3	Support bracket		2	
9/15/84263	312342	4	Burgess "C" type clip		1	
9/15/84264	350207	5	Inlet pipe, complete		1	Inlet pipe
9/15/84265	539305		Joint		1	
	FB106/14		Bolt, $\frac{3}{8}$ " dia. \times $1\frac{3}{4}$ " long, B.S.F.		4	
	FN106/L		Nut, $\frac{3}{8}$ " dia., B.S.F.		4	
	X75949		Washer, $\frac{3}{8}$ " dia., Kolok		4	} Inlet pipe to manifold
9/15/84266	312393	6	Hose connection		1	
	82724	7	Jubilee clip, $5\frac{9}{16}$ " dia.		2	
9/15/84268	351405		Bolt, $\frac{5}{16}$ " dia., B.S.F.		4	
	FN405/L		Nut, $\frac{5}{16}$ " dia., B.S.F.		4	
	X75919		Washer, $\frac{5}{16}$ " dia., plain		4	
	K5661		Split pin, $\frac{1}{16}$ " dia. \times 1" long		4	



TYPICAL ILLUSTRATION

EXHAUST PIPING
Leyland Section PL.22555

B.R. Cat. No.	Leyland or Albion Basic Part No.	Illustr. Ref. No.	Description	Used On Engine No.	No. Reqd. Per Unit	Remarks
Exhaust Piping.						
Unit R/PE.I						
(Arrangement Part No. 350052)						
9/15/84270	541231		Exhaust pipe, complete		1	
9/15/84271	541233		Flange		1	
9/15/84272	541232		Tube		1	
9/15/84273	310788/2		Flexible pipe		1	
9/15/84274	1145Z2		Joint		1	
	WB106/4D		Bolt, $\frac{3}{8}$ " dia. \times $1\frac{3}{4}$ " long, Whitworth ...		4	} Flange to manifold
	134147		Nut, $\frac{3}{8}$ " dia., Whitworth, std. brass ...		4	
	X75949		Washer, $\frac{3}{8}$ " dia., Kolok		4	
9/15/65661	299917/120		Exhaust pipe (3'0" o/dia. \times 10' 0" long) ...		2	
9/15/84276	500252		Insert		4	Flange to silencer
9/15/84277	519927		Flange		4	
	WB106/13D		Bolt, $\frac{3}{8}$ " dia. \times $1\frac{5}{8}$ " long, Whitworth ...		16	} Flanges to silencers
	134147		Nut, $\frac{3}{8}$ " dia., Whitworth		16	
	X75949		Washer, $\frac{3}{8}$ " dia., Kolok		16	

railcar.co.uk

SILENCER AND EXHAUST

Leyland Section PL.22556

B.R. Cat. No.	Leyland or Albion Basic Part No.	Illustn. Ref. No.	Description	Used On Engine No.	No. Reqd. Per Unit	Remarks
9/15/84278	518740		Silencer and Exhaust. Unit R/SE.5 (Arrangement Part No. 530053) Silencer, complete		2	

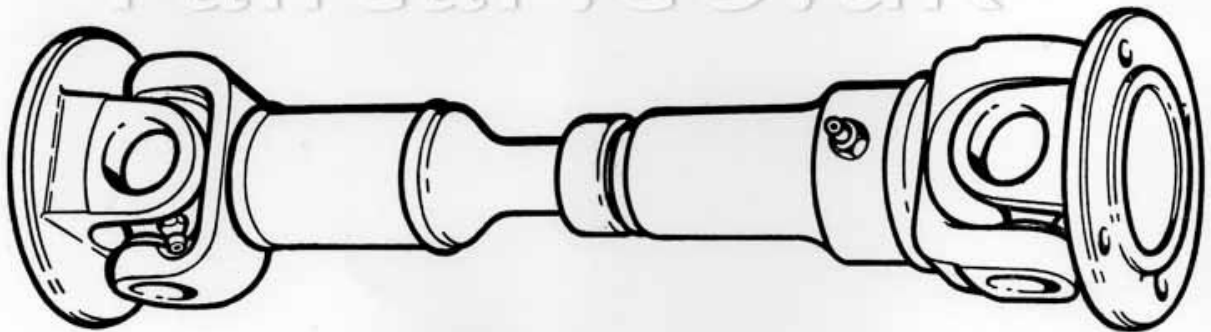
railcar.co.uk

DYNAMO AND FAN DRIVE

Leyland Section PL.22557

B.R. Cat. No.	Leyland or Albion Basic Part No.	Illustn. Ref. No.	Description	Used On Engine No.	No. Reqd. Per Unit	Remarks
			Dynamo and Fan Drive. Unit R/DFD.3 (Arrangement Part No. 350277)			
9/15/84280	350213		Fan drive shaft, Hardy Spicer Drg. No. 57/0286, complete... ..		1	} Fan drive shaft
9/15/76450	351036		Bolt, $\frac{5}{16}$ " dia. \times $\frac{7}{8}$ " long, B.S.F., special		8	
	FN405/L		Nut, $\frac{5}{16}$ " dia., B.S.F.		8	
	X75919		Washer, $\frac{5}{16}$ " dia., plain		8	
	K5661		Split pin, $\frac{5}{16}$ " dia. \times 1" long		8	

railcar.co.uk



TYPICAL ILLUSTRATION

RADIATOR MOUNTINGS

Leyland Section PL.22558

B.R. Cat. No.	Leyland or Albion Basic Part No.	Illustn. Ref. No.	Description	Used On Engine No.	No. Reqd. Per Unit	Remarks
Radiator Mountings.						
Unit R/RM.I						
(Arrangement Part No. 350322)						
9/15/84282	540398		Tie rod jaw end, complete		3	
9/15/84283	540399		Eye bolt, complete		3	
9/15/84284	540246		Eye bolt		3	
9/15/35204	529100		Flexible bush		3	
	UFN212/P		Locknut, $\frac{3}{8}$ " dia., UNF		6	
9/15/84285	540247		Jaw end		3	
9/15/84286	540248		Bolt, $\frac{7}{16}$ " dia. \times $2\frac{3}{4}$ " long, UNF, special		3	
	UFN407/P		Nut, $\frac{7}{16}$ " dia., UNF		3	
	X52921		Washer, $\frac{7}{16}$ " dia., plain		3	
	K5674		Split pin, $\frac{3}{32}$ " dia. \times $1\frac{1}{4}$ " long		3	
9/15/84287	540239		Tie rod bracket, double eye, complete		1	
9/15/84288	540240		Tie rod bracket, complete		1	
9/15/35204	529100		Flexible bush		2	
9/15/84289	540242		Tie rod bracket, single eye, complete		2	
9/15/84290	540243		Tie rod bracket, complete		2	
9/15/35204	529100		Flexible bush		2	
9/15/84291	350029		Mounting bracket, straight, complete		3	
9/15/84292	350032		Mounting bracket, cranked, complete		1	
9/15/84293	539898		Metacone mounting		4	
9/15/84294	539899		Rebound washer		4	
9/15/84295	350301		Bolt, $\frac{11}{16}$ " dia. \times 4.25" long, UNF, special		4	
	UFN410/P		Nut, $\frac{11}{16}$ " dia., UNF		4	
	X75924		Washer, $\frac{5}{8}$ " dia., plain		4	
	K5684		Split pin		4	
9/15/84285	540247		Jaw end		3	Tie rod bracket
9/15/84286	540248		Bolt, $\frac{7}{16}$ " dia. \times $2\frac{3}{4}$ " long, UNF, special		3	
	UFN407/P		Nut, $\frac{7}{16}$ " dia., UNF		3	
	X75921		Washer, $\frac{7}{16}$ " dia., plain		3	
	K5674		Split pin, $\frac{3}{32}$ " dia. \times $1\frac{1}{4}$ " long		3	
	UFN210/P		Locknut, $\frac{11}{16}$ " dia., UNF		3	
	UFB106/9R		Bolt, $\frac{11}{16}$ " dia. \times $1\frac{1}{8}$ " long, UNF		16	} Fixing metacone mountings
	UFN106/P		Nut, $\frac{11}{16}$ " dia., UNF		16	
	X75949		Washer, $\frac{3}{16}$ " dia.		16	

EXHAUST PIPING
Leyland Section PL.22559

B.R. Cat. No.	Leyland or Albion Basic Part No.	Illustrn. Ref. No.	Description	Used On Engine No.	No. Reqd. Per Unit	Remarks
Exhaust Piping.						
Unit R/PE.5						
(Arrangement Part No. 350392)						
9/15/84297	350328		Exhaust pipe, flexible, complete ...		2	
9/15/84298	520857		Exhaust pipe		4	
9/15/84299	518282		Flexible pipe		2	
9/15/84300	350329		Flange, manifold end		2	
9/15/84301	518278		Flange, for 4" pipe		2	
9/15/84302	350405		Exhaust pipe, complete		2	
9/15/84303	350406		Exhaust pipe		2	
9/15/65653	534129		Flange, 3" pipe		2	
9/15/84301	518278		Flange, 4" pipe		2	
9/15/84300	350329		Flange, for C & A joint		4	
9/15/84274	1145Z2		Joint		4	
9/15/84304	518279		Exhaust pipe insert		4	
	FB105/12D		Bolt, $\frac{5}{16}$ " dia. \times $1\frac{1}{2}$ " long, B.S.F.		24	
9/15/76442	534193		Nut, $\frac{5}{16}$ " dia., B.S.F.		24	
	X75948		Washer, $\frac{5}{16}$ " dia., Kolok		24	

SILENCER AND EXHAUST

Leyland Section PL.22560

B.R. Cat. No.	Leyland or Albion Basic Part No.	Illustn. Ref. No.	Description	Used On Engine No.	No. Reqd. Per Unit	Remarks
Silencer and Exhaust.						
Unit R/SE.9						
(Arrangement Part No. 350391)						
9/15/84306	350325		Silencer, 4" bore, Servais type		1	
9/15/84307	519217		Silencer strap		2	
	FB106/10D		Bolt, ³ / ₁₆ " dia. × 1 ¹ / ₄ " long, B.S.F.		2	
	FN106/L		Nut, ³ / ₁₆ " dia., B.S.F.		2	
	X75949		Washer, ³ / ₁₆ " dia., Kolok		2	

railcar.co.uk

SUNDRIES AND FINISHES

Leyland Section PL.22561

B.R. Cat. No.	Leyland or Albion Basic Part No.	Illustr. Ref. No.	Description	Used On Engine No.	No. Reqd. Per Unit	Remarks
Sundries and Finishes. Unit R/SFS.4						
9/15/84308	350634		Arens control, complete		1	
9/15/76502	529171		Arens control, complete, 98" long ...		1	
9/15/84309	350465		Cable end		1	
9/15/84310	350464		Pin		1	} Throttle motor lever
	UFN106/P		Locknut, $\frac{3}{8}$ " dia., UNF		1	
	X75890		Washer, $\frac{3}{8}$ " dia., shakeproof		1	
	X75919		Washer, $\frac{5}{16}$ " dia., plain		1	
	K5658		Split pin		1	
9/15/84311	350635		Bolt, 2 B.A. \times $1\frac{1}{4}$ " long, special		2	} Hand throttle control cables to fuel pump
	X40849		Nut, 2 B.A.		2	
	X75946		Washer, $\frac{3}{16}$ " dia., Kolok		2	
9/15/46163	236534		Clip		2	
	FS104/10		Setscrew, $\frac{1}{4}$ " dia. \times $1\frac{1}{4}$ " long, B.S.F. ...		1	
	X75960		Washer		1	

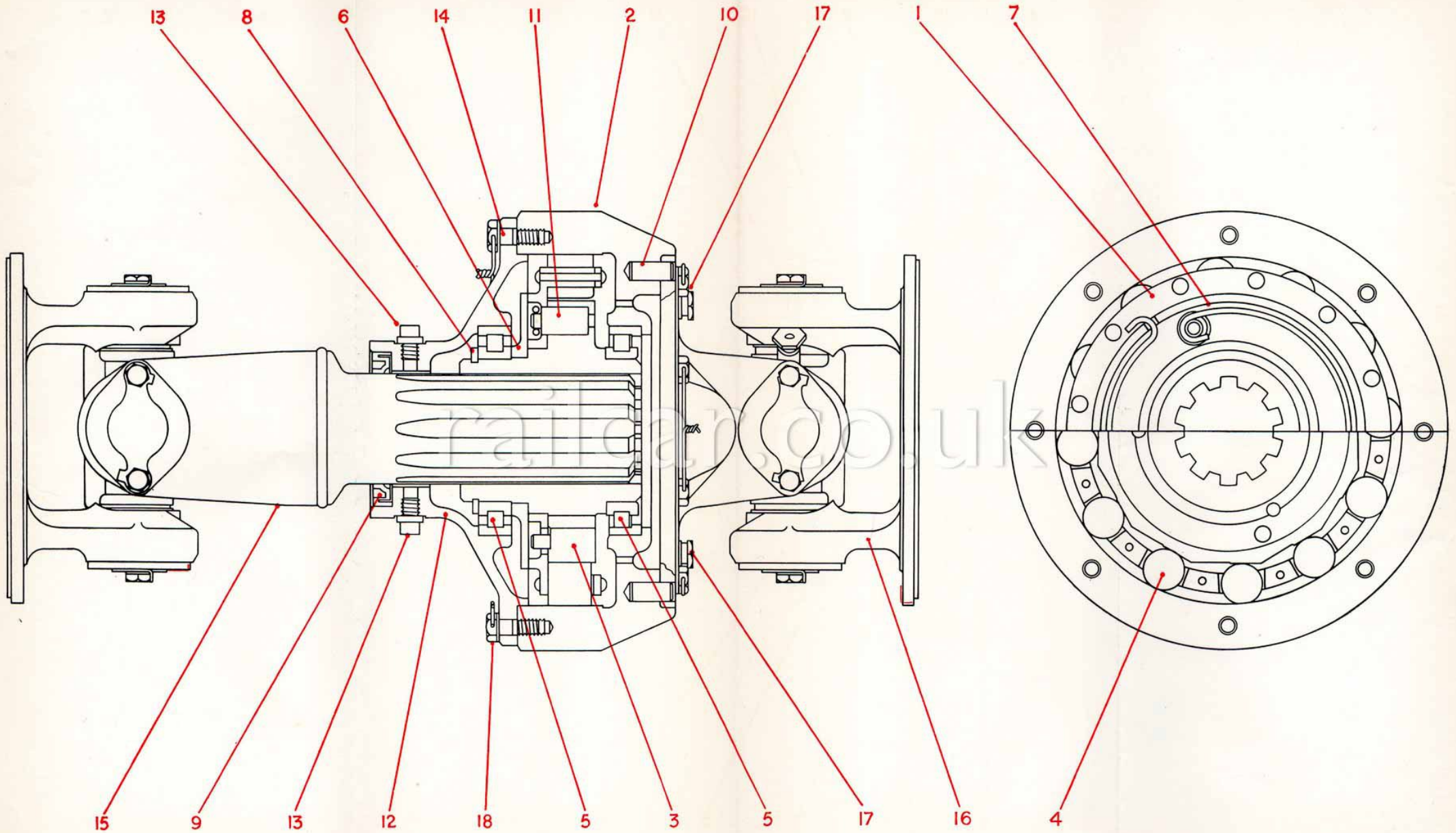
railcar.co.uk

PROPELLER SHAFT
Leyland Section PL.22562

B.R. Cat. No.	Leyland or Albion Basic Part No.	Illustn. Ref. No.	Description	Used On Engine No.	No. Reqd. Per Unit	Remarks
Propeller Shaft.						
Unit R/PS.3/I						
(Arrangement Part No. 351051)						
9/15/84313	350697		Propeller shaft and free-wheel, complete		1	
9/15/84314	350735		Free-wheel, complete		1	
9/15/84315	545525	1	Cage, complete		1	
9/15/84316	545521	2	Outer race		1	Leyland
9/15/84317	545522	3	Cam		1	
9/43/49020	545524	4	Roller, Hoffmann, 1" x 1" long ...		12	
9/43/30668	545526	5	Roller bearing, B.S.I. RRX 3¼ ...		2	
9/15/84320	545527	6	Distance piece		1	
9/15/84321	545528	7	Cage spring		1	
	240453	8	Circlip, Seeger 3¼" shaft ext. ...		1	
9/15/84322	545531	9	Oil seal, Burtonwood 250-350-14		1	
9/15/84323	191904		Oil seal, Super 350216 (alternative to 545531)		1	
9/15/84324	158699	10	Dowel, 7/16" dia. x 1 1/8" long ...		4	Coupling
9/15/84325	351981	11	Dowel, 3/8" dia. x 1 1/8" long ...		2	Cam
9/15/84326	350727	12	Free-wheel cover		1	
9/15/35158	145565	13	Washer		2	Free-wheel cover
9/15/35115	9806		Plug		2	
9/15/84327	232885	14	Setscrew, 3/8" dia. x 1" long, B.S.F.		8	} Cover to outer race
	X75949		Washer, 3/8" dia., Kolok		8	
9/15/84328	350726	15	Splined shaft, complete		1	Hardy Spicer 58-1156
9/15/84329	545519	16	Double flanged yoke		1	Hardy Spicer NSK 2624/8
9/15/76477	42358	17	Grease nipple, 1/8" gas, Tecaletmit Drg. Nos. 6555 and 105089, hexagon head		2	
9/15/84327	232885	18	Bolt, 3/8" dia. x 1" long, B.S.F., drilled, special		8	
	X75949		Washer, 3/8" dia., Kolok		8	
	X4937		Adapter		1	
9/15/84330	62590		Grease nipple, 3/8" dia., B.S.F., Tecaletmit, hexagon head		1	
9/15/84331	351049		Bolt, 3/16" dia. x 1 1/2" long, B.S.F., drilled ...		8	
9/15/84312	X20932		Bolt, 3/16" dia. x 1 1/4" long, B.S.F., drilled ...		8	Hardy Spicer 6-73-GB 1120
	K5660		Split pin, 1/16" dia.		8	
	K5671		Split pin, 3/32" dia.		8	
	FN306/L		Nut, 3/8" dia., B.S.F.		16	

Propeller Shaft

Unit R/PS.3/1

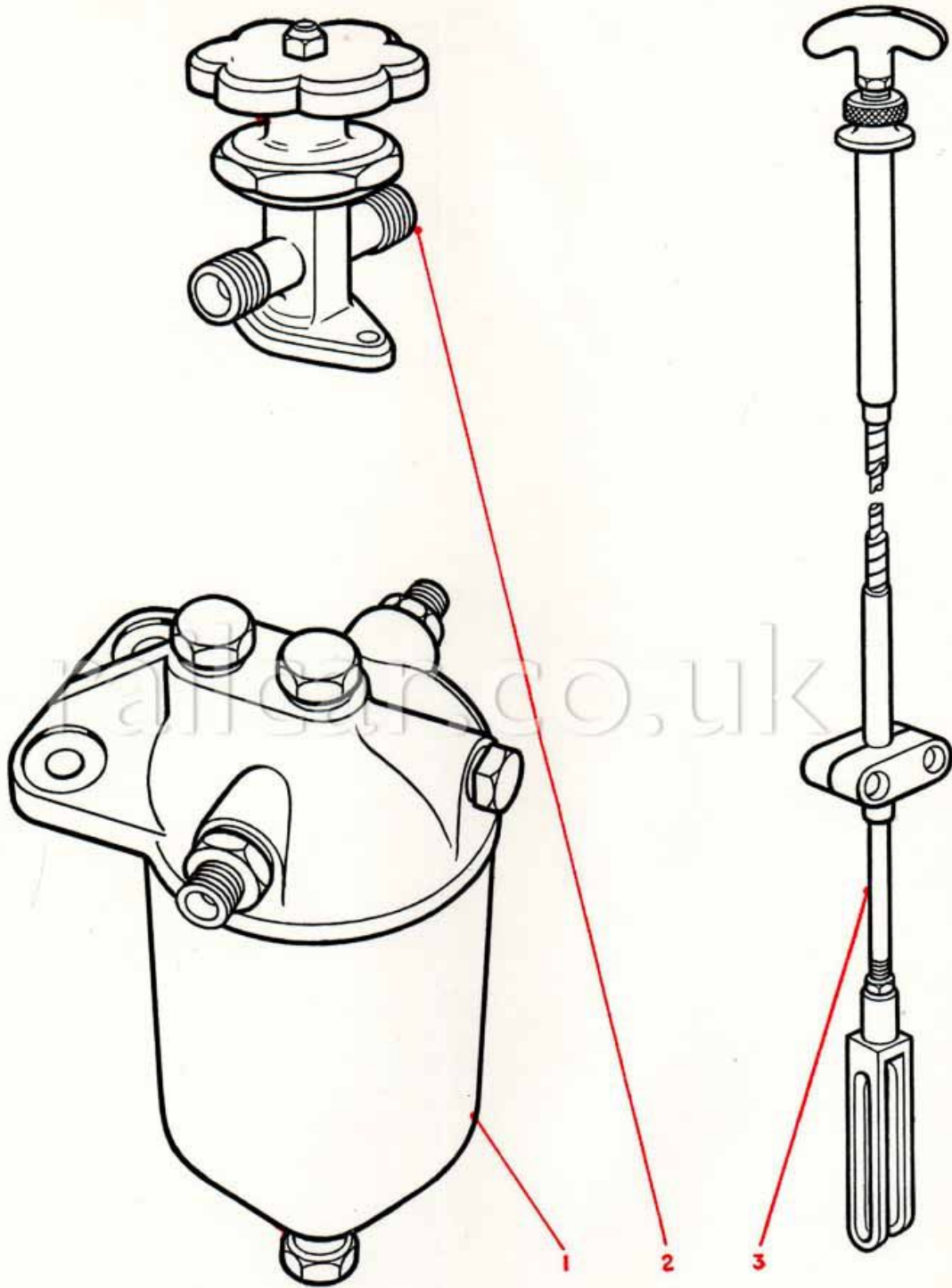


SUNDRIES AND FINISHES

Leyland Section PL.22563

B.R. Cat. No.	Leyland or Albion Basic Part No.	Illustn. Ref. No.	Description	Used On Engine No.	No. Reqd. Per Unit	Remarks
Sundries and Finishes. Unit R/SFS.6/I						
9/15/84308	350634	3	Arens control, complete, 98" long		1	
9/15/46832	534196		Fuel filter, complete assembly		1	
9/15/46822	534198	1	Fuel filter, complete, C.A.V. type BF 11BS 599		1	
9/15/84310	350464		Pin		1	Throttlemotor lever
	UFN206/P		Locknut, $\frac{3}{8}$ " dia., UNF		1	
	X75890		Washer, $\frac{3}{8}$ " dia., shakeproof		1	
	X75919		Washer, $\frac{5}{16}$ " dia., plain		1	
	K5658		Split pin		1	
9/15/84311	350635		Bolt, 2 B.A. \times $1\frac{1}{4}$ " long, special		2	} Hand throttle control cables
	X40849		Nut, 2 B.A.		2	
	X75986		Washer, $\frac{3}{16}$ " dia., Kolok		2	
9/15/46163	236534		Clip		2	
	FS104/10		Setscrew, $\frac{1}{4}$ " dia. \times $1\frac{1}{4}$ " long, B.S.F.		1	
	X75960		Washer, $\frac{1}{4}$ " dia.		1	
(Fuel shut-off valve shown on illustration not fitted)						

railcar.co.uk



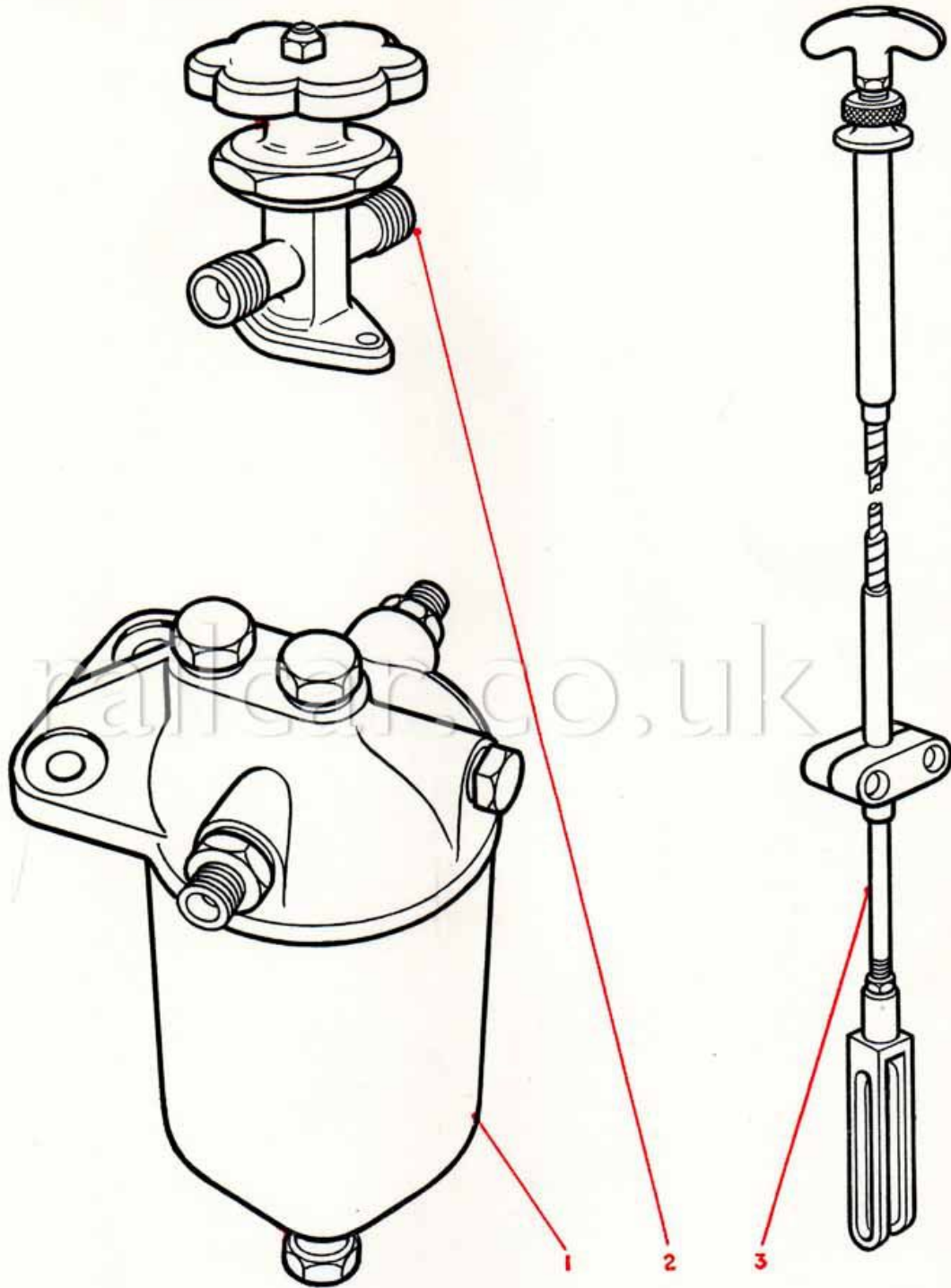
TYPICAL ILLUSTRATION

SUNDRIES AND FINISHES

Leyland Section PL.22564

B.R. Cat. No.	Leyland or Albion Basic Part No.	Illustrn. Ref. No.	Description	Used On Engine No.	No. Reqd. Per Unit	Remarks
Sundries and Finishes. Unit R/SFS.6						
9/15/84308	350634	3	Arens control, complete, 98" long... ..		1	
9/15/46832	534196		Fuel filter, C.A.V. type BFA		1	
9/15/46822	534198	1	Fuel filter, complete, C.A.V. type BF 11 BS 599		1	
9/15/46833	534197	2	Fuel shut-off valve, complete, Benton & Stone No. B1667		1	
9/15/84310	350464		Pin		1	Throttle motor lever
	UFN206/P		Locknut, $\frac{3}{8}$ " dia., UNF		1	
	X75890		Washer, $\frac{3}{8}$ " dia., shakeproof		1	
	X75919		Washer, $\frac{5}{16}$ " dia., plain		1	
	K5658		Split pin		1	
9/15/84311	350635		Bolt, 2 B.A. \times $1\frac{1}{4}$ " long, special		2	
	X40849		Nut, 2 B.A.		2	
	X75986		Washer, $\frac{3}{16}$ " dia., Kolok		2	
9/15/46163	236534		Clip		2	
	FS104/10		Setscrew, $\frac{1}{4}$ " dia. \times $1\frac{1}{4}$ " long, B.S.F.		1	
	X75960		Washer		1	

railcar.co.uk



TYPICAL ILLUSTRATION

RADIATOR MOUNTINGS

Leyland Section PL.22565

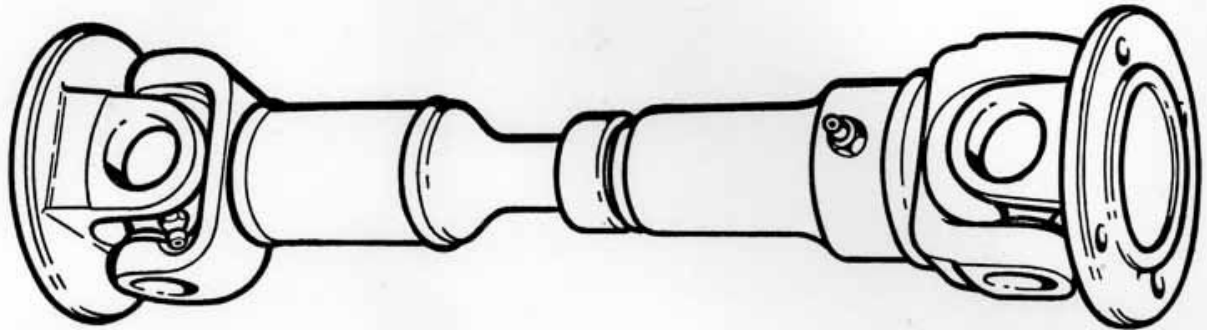
B.R. Cat. No.	Leyland or Albion Basic Part No.	Illustrn. Ref. No.	Description	Used On Engine No.	No. Reqd. Per Unit	Remarks
Radiator Mountings.						
Unit R/RM.3						
(Arrangement Part No. 351581)						
9/15/84282	540398		Tie rod jaw end, complete		2	
9/15/84283	540399		Eye bolt, complete		2	
9/15/84284	540246		Eye bolt		2	
9/15/35204	529100		Flexible bush		2	
	UFN212/P		Locknut, $\frac{3}{8}$ " dia., UNF		4	
9/15/84285	540247		Jaw end		2	
9/15/84286	540248		Bolt, $\frac{7}{16}$ " dia. \times $2\frac{3}{4}$ " long, UNF, special		2	
	UFN407/P		Nut, $\frac{7}{16}$ " dia., UNF		2	
	X52921		Washer, $\frac{7}{16}$ " dia., plain		2	
	K5674		Split pin, $\frac{3}{32}$ " dia. \times $1\frac{1}{4}$ " long		2	
9/15/84289	540242		Tie rod bracket, complete		2	
9/15/84290	540243		Tie rod bracket, complete		2	
9/15/35204	529100		Flexible bush		2	
9/15/84333	350877		Mounting bracket, R.H., complete		2	
9/15/84334	350878		Mounting bracket, L.H., complete		2	
9/15/84293	539898		Metacone mounting		4	
9/15/84294	539899		Rebound washer		4	
9/15/84295	350301		Bolt, $\frac{5}{8}$ " dia. \times 4.25" long, UNF, special		4	
	UFN410/P		Nut, $\frac{5}{8}$ " dia., UNF		4	
	X75924		Washer, $\frac{5}{8}$ " dia., plain		4	
	K5684		Split pin		4	
9/15/84285	540247		Jaw end		2	Tie rod bracket
9/15/84286	540248		Bolt, $\frac{7}{16}$ " dia. \times $2\frac{3}{4}$ " long, UNF, special		2	
	UFN407/P		Nut, $\frac{7}{16}$ " dia., UNF		2	
	X75921		Washer, $\frac{7}{16}$ " dia., plain		2	
	K5674		Split pin, $\frac{3}{32}$ " dia. \times $1\frac{1}{4}$ " long		2	
	UFN210/P		Locknut, $\frac{5}{8}$ " dia., UNF		2	
	UFB106/9R		Bolt, $\frac{3}{8}$ " dia. \times $1\frac{1}{8}$ " long, UNF		16	} Fixing metacone mountings Mounting and tie rod brackets to radiator
	UFN106/P		Nut, $\frac{3}{8}$ " dia., UNF		16	
	X75949		Washer, $\frac{3}{8}$ " dia., Kolok		16	
	FN106/P		Nut, $\frac{3}{8}$ " dia., B.S.F.		24	
	X75949		Washer, $\frac{3}{8}$ " dia., Kolok		24	

DYNAMO AND FAN DRIVE

Leyland Section PL.22566

B.R. Cat. No.	Leyland or Albion Basic Part No.	Illustrn. Ref. No.	Description	Used On Engine No.	No. Reqd. Per Unit	Remarks
						755-
			<p>Dynamo and Fan Drive. Unit R/DFD.I (Arrangement Part No. 529337)</p>			
9/15/76449	529339		Fan drive shaft, complete, Hardy Spicer 55-1013		1	
9/15/76450	351036 FN405/L X75919 K5661		Bolt, $\frac{5}{16}$ " dia. \times $\frac{7}{8}$ " long, B.S.F., special ...		8	
			Nut, $\frac{5}{16}$ " dia., B.S.F.		8	
			Washer, $\frac{5}{16}$ " dia., plain		8	
			Split pin, $\frac{1}{16}$ " dia. \times 1" long		8	
						15/11355 55-1013 B-D-T col 7/12/13 page

railcar.co.uk

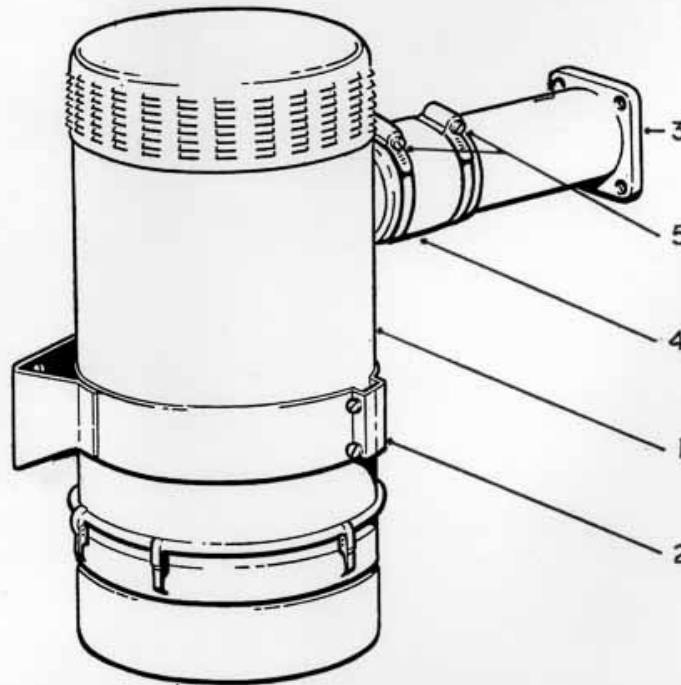


TYPICAL ILLUSTRATION

AIR FILTER
Leyland Section PL.22567

B.R. Cat. No.	Leyland or Albion Basic Part No.	Illustn. Ref. No.	Description	Used On Engine No.	No. Reqd. Per Unit	Remarks
Air Filter. Unit R/ EAF.10 (Arrangement Part No. 351032)						
9/15/84336	350408	1	Air filter, "Burgess" ref. OBBR 120/2 ...		1	
9/15/84262	312341	2	Support bracket		2	
9/15/84337	351602	3	Inlet pipe, complete		1	
9/15/84265	539305		Joint, inlet pipe		1	
	FB106/14D		Bolt, $\frac{3}{8}$ " dia. \times $1\frac{3}{4}$ " long, B.S.F.		4	} Inlet pipe to manifold
	FN106/L		Nut, $\frac{3}{8}$ " dia., B.S.F.		4	
	X75949		Washer, $\frac{3}{8}$ " dia., Kolok		4	
9/15/84338	351604	4	Hose connection		1	
	191902	5	Jubilee clip, No. 6		2	
9/15/84268	351405		Bolt, $\frac{5}{16}$ " dia. \times $\frac{7}{8}$ " long, B.S.F., drilled		4	} Bracket to frame
	FN405/L		Nut, $\frac{5}{16}$ " dia., B.S.F., slotted		4	
	X75919		Washer, $\frac{5}{16}$ " dia., plain		4	
	K5661		Split pin, $\frac{1}{16}$ " dia. \times 1" long		4	

railcar.co.uk



TYPICAL ILLUSTRATION

EXHAUST PIPING
Leyland Section PL.22569

B.R. Cat. No.	Leyland or Albion Basic Part No.	Illustn. Ref. No.	Description	Used On Engine No.	No. Reqd. Per Unit	Remarks
Exhaust Piping.						
Unit R/PE.7						
(Arrangement Part No. 351386)						
9/15/84297	350328		Exhaust pipe (flexible), complete ...		2	
9/15/84298	520857		Exhaust pipe		4	
9/15/84340	518232		Flexible pipe		2	
9/15/84300	350329		Flange, manifold end		2	
9/15/84301	518278		Flange, for 4" dia., pipe		2	
9/15/84302	350405		Exhaust pipe, complete		2	
9/15/65653	534129		Flange, for 3" dia., pipe		2	
9/15/84303	350406		Exhaust pipe		2	
9/15/84301	518278		Flange, for 4" dia., pipe		2	
9/15/65653	534129		Flange, for 3" dia., pipe		6	
9/15/65659	534125		Spigot piece		6	
9/15/84304	518279		Exhaust pipe insert		5	
9/15/84301	518278		Flange, for 4" dia., pipe		2	
	FB105/12D		Bolt, $\frac{5}{16}$ " dia. \times $1\frac{1}{2}$ " long, B.S.F.		44	
9/15/76442	534193		Nut, $\frac{5}{16}$ " dia., B.S.F., special		44	
	X75948		Washer, $\frac{5}{16}$ " dia., Kolok		44	
	FB106/14D		Bolt, $\frac{3}{8}$ " dia. \times $1\frac{3}{4}$ " long, B.S.F.		16	
9/15/84341	227915		Nut, $\frac{3}{8}$ " dia., B.S.F., $\frac{1}{2}$ " thick, special		16	
	X75949		Washer, $\frac{3}{8}$ " dia., Kolok		16	
9/15/84274	1145Z2		Joint		2	
9/15/84342	350065/72		Exhaust pipe, 4" o/dia. \times 6' long \times 14 S.W.G.		2	
9/15/84343	351346		Exhaust adapter elbow		1	
9/15/84300	350329		Flange, for C & A joint		2	

EXHAUST PIPING
Leyland Section PL.22570

B.R. Cat. No.	Leyland or Albion Basic Part No.	Illustr. Ref. No.	Description	Used On Engine No.	No. Reqd. Per Unit	Remarks
Exhaust Piping.						
Unit R/PE.6						
(Arrangement Part No. 351029)						
			Exhaust pipe, flexible, complete ...		2	
9/15/84297	350328		Exhaust pipe		4	
9/15/84298	520857		Flexible pipe		2	
9/15/84340	518282		Flange, manifold end		2	
9/15/84300	350329		Flange, 4" dia., pipe		2	
9/15/84301	518278					
			Exhaust pipe, complete		2	
9/15/84302	350405		Flange, 3" dia., pipe		2	
9/15/65653	534129		Exhaust pipe		2	
9/15/84303	350406		Flange, 4" dia., pipe		2	
9/15/84301	518278					
9/15/65653	534129		Flange, 3" dia., pipe		10	
9/15/65659	534125		Spigot piece		8	
9/15/84304	518279		Exhaust pipe insert		5	
9/15/84342	350065/72		Exhaust pipe, 4" o/dia. x 6' 0" long x 14 S.W.G.		2	
9/15/84300	350329		Flange, for C & A joint		4	
9/15/84301	518278		Flange, 4" dia., pipe		2	
9/15/84274	1145Z2		Joint		2	
	FB105/12D		Bolt, $\frac{5}{16}$ " dia. x $1\frac{1}{2}$ " long, B.S.F.		52	
9/15/76442	534193		Nut, $\frac{5}{16}$ " dia., B.S.F., special		52	
	X75948		Washer, $\frac{5}{16}$ " dia., Kolok		52	
	FB106/14D		Bolt, $\frac{3}{8}$ " dia. x $1\frac{3}{4}$ " long, B.S.F.		16	
9/15/84341	227915		Nut, $\frac{3}{8}$ " dia., B.S.F., $\frac{1}{2}$ " thick, special		16	
	X75949		Washer, $\frac{3}{8}$ " dia., Kolok		16	

EXHAUST PIPING
Leyland Section PL.22571

B.R. Cat. No.	Leyland or Albion Basic Part No.	Illustn. Ref. No.	Description	Used On Engine No.	No. Reqd. Per Unit	Remarks
Exhaust Piping. Unit R/PE.8						
9/15/84297	350328		Flexible pipe, complete		2	
9/15/84298	520857		Pipe		4	
9/15/84340	518282		Flexible pipe		2	
9/15/84300	350329		Flange, manifold end		2	
9/15/84301	518278		Flange, for 4" dia., pipe		2	
9/15/84302	350405		Reducing pipe, complete		2	
9/15/84303	350406		Pipe		2	
9/15/65653	534129		Flange, for 3" dia., pipe		2	
9/15/84301	518278		Flange, for 4" dia., pipe		2	
9/15/65653	534129		Flange, for 3" dia., pipe		20	
9/15/84274	1145Z2		Joint		1	
9/15/65659	534125		Spigot piece		13	
9/15/84301	518278		Flange, for 4" dia., pipe		2	
9/15/84300	350329		Flange, for C & A joint		2	
9/15/84342	350065/72		Pipe, 4" o/dia. x 6' 0" long... ..		1	
9/15/84304	518279		Exhaust pipe insert		5	
	FB105/12D		Bolt, $\frac{5}{16}$ " dia. x $1\frac{1}{2}$ " long, B.S.F.		72	
9/15/76442	534193		Nut, $\frac{5}{16}$ " dia., B.S.F., special		72	
	X75948		Washer, $\frac{5}{16}$ " dia., Kolok		72	
	FB106/14		Bolt, $\frac{3}{8}$ " dia. x $1\frac{3}{4}$ " long, B.S.F.		12	
9/15/84341	227915		Nut, $\frac{3}{8}$ " dia., B.S.F., $\frac{1}{2}$ " thick, special		12	
	X75949		Washer, $\frac{3}{8}$ " dia., Kolok		12	

B.R. Cat. No.	Leyland or Albion Basic Part No.	Illust. Ref. No.	Description	Used On Engine No.	No. Reqd. Per Unit	Remarks
Fluid Coupling.						
Unit R/FF.7						
550 Stepped circuit						
(Arrangement Part No. 351129)						
9/15/84346	351220	1	Impeller casing, complete		1	
9/15/84347	351221		Impeller casing pressing		1	
9/15/84348	351222		Flange		1	
9/15/84349	351223		Reinforcing ring		1	
9/15/84350	351224		Filling tube		3	
9/15/84351	351225	2	Runner casing, complete		1	
9/15/84352	351226		Runner casing pressing		1	
9/15/84348	351222		Flange		1	
9/15/84353	351227		Driving ring		1	
9/15/84354	351228		Centre spigot		1	
9/15/84355	351234	3	Impeller, complete		1	
9/15/84356	351236		Impeller		1	
9/15/84357	351500		Helicoil insert, $\frac{9}{16}$ " UNF, Ref. No. 1191-9 \times $\frac{27}{32}$ "		12	
9/15/84358	351229	4	Runner shaft, complete		1	
9/15/84359	351230		Shaft		1	
9/15/84360	351231		Sealing plate		1	
			Hermitite jointing compound		as reqd.	
9/15/84361	351354		Gland package, complete		1	
9/15/84362	351247	5	Shaft nut... ..		1	
9/15/84363	351248	6	Graphite bronze ring		1	
9/15/84364	351232	7	Diaphragm, complete		1	
9/15/84365	351246		Shim		1	
9/15/84366	351249	8	Spring		6	
9/15/84367	351253	9	"O" ring, $3\frac{1}{4}$ " i/dia. \times $\cdot 139$ " section		1	
9/15/84368	351254	10	"O" ring, $6\frac{1}{2}$ " i/dia. \times $\cdot 139$ " section		1	
9/15/84369	351235	11	Fusible plug, complete		2	
9/15/84370	351237	12	Runner		1	
9/43/32330	351240	13	Roller bearing, Hoffmann R.180		1	
	508828	14	Seeger circlip, external type, shaft dia. 80 mm.		1	
9/15/84371	351257		Dowel		2	Impeller to casing
9/15/84372	351255	15	"O" ring, $5\frac{7}{8}$ " i/dia. \times $\cdot 275$ " section		1	
9/15/84373	351256	16	"O" ring, $8\frac{1}{2}$ " i/dia. \times $\cdot 139$ " section		1	
9/43/4967	351239	17	Ball bearing, Hoffmann 185		1	
9/15/84374	351252	18	Bearing distance piece		1	
9/15/84375	351251	19	Retaining plate		1	
9/15/84376	351250	20	Shaft distance piece		1	
9/15/84377	351233		Washer, fusible plug		2	
9/15/84378	351258		Filling plug (solid)		2	
9/15/84379	351219		Filling plug (fusible plug)		1	
9/15/84380	351238		Bonded seal, Dowty PP45-D		3	

FLUID COUPLING

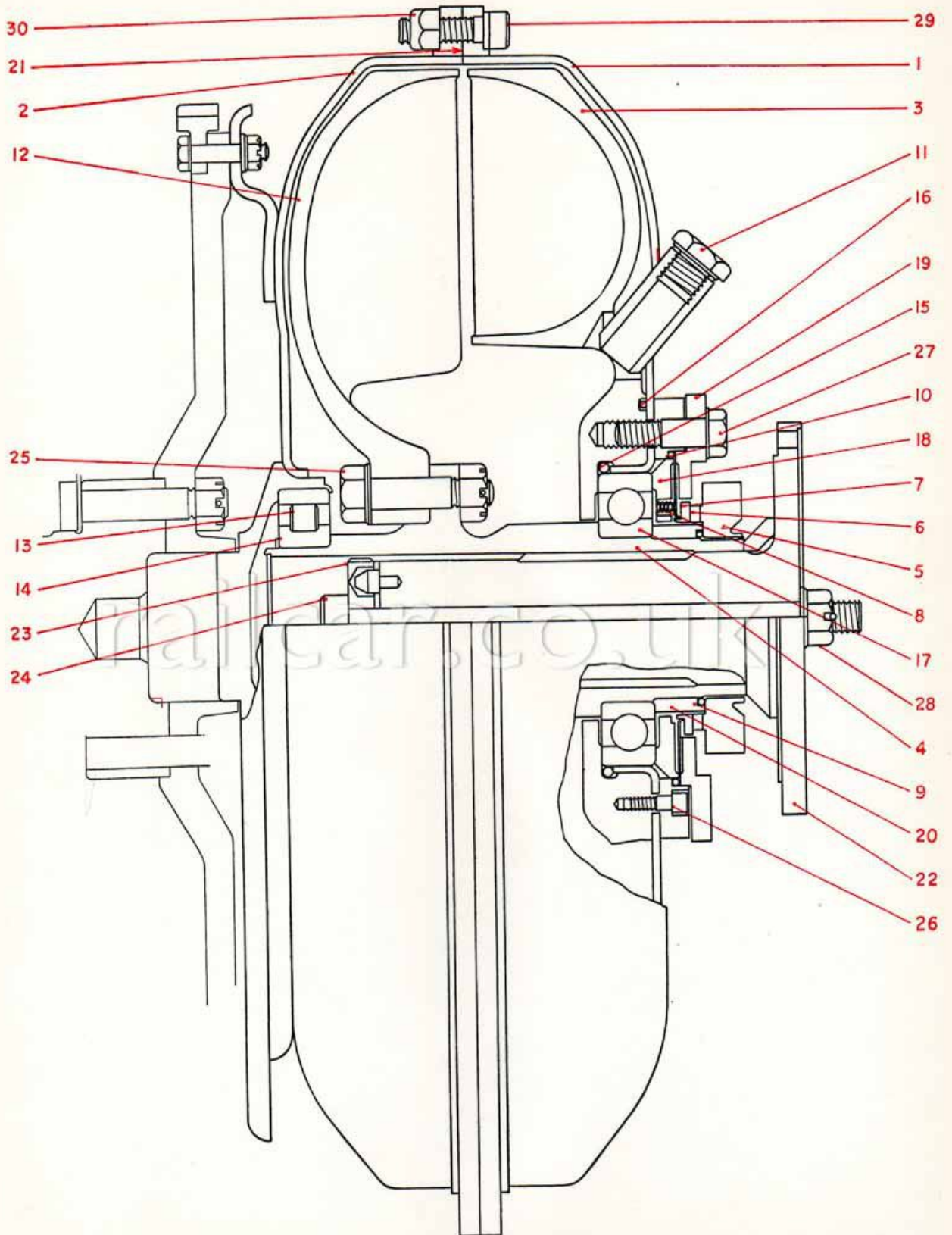
Leyland Section PL.22572

B.R. Cat. No.	Leyland or Albion Basic Part No.	Illustn. Ref. No.	Description	Used On Engine No.	No. Reqd. Per Unit	Remarks
9/15/84381	351244	21	Joint, main casing		1	
9/15/84382	272623		Dowel, main casing flange		2	
9/15/84383	350394	22	Output shaft		1	
9/15/84384	350342	23	Locking piece		1	
9/15/84385	350343	24	Centre bolt		1	
9/15/84386	350344		Distance piece		1	
9/15/84387	350345		Dowel		2	
9/15/84388	351301		Bolt, $\frac{5}{8}$ " dia. \times $2\frac{1}{2}$ " long, UNF, drilled, special		6	} Runner to shaft
	X75924	} 25	Washer, $\frac{5}{8}$ " dia., plain		6	
	UFN410/P		Nut, $\frac{5}{8}$ " dia., UNF, slotted		6	
	K5684		Split pin, $\frac{1}{8}$ " dia.		6	
	351245	26	Cap screw, socket head, $\frac{5}{16}$ " dia. \times $\frac{7}{8}$ " long, UNF, Unbrako series C		4	Impeller to casing
	UFB9/16R	} 27	Bolt, $\frac{9}{16}$ " dia. \times 2" long, UNF		12	} Gland to impeller casing
	X75909		Washer, $\frac{9}{16}$ " dia., shakeproof		12	
	X75924		Washer, $\frac{9}{16}$ " dia., plain		1	} Output shaft
	UFN410/P	28	Nut, $\frac{5}{8}$ " dia., slotted		1	
	K5684		Split pin, $\frac{1}{8}$ " dia. \times $1\frac{1}{2}$ " long		1	
9/15/84390	351242	29	Cap screw, socket head, $\frac{1}{2}$ " dia. \times $1\frac{3}{4}$ " long, UNF, Unbrako series C		30	} Casing flanges
	351243	30	Nut, $\frac{1}{2}$ " dia., UNF, Simmonds Nyloc, Part No. NP/D.166		30	

railcar.co.uk

Fluid Coupling

Unit R/FF.7



TYPICAL ILLUSTRATION

RADIATOR MOUNTING

Leyland Section PL.22573

B.R. Cat. No.	Leyland or Albion Basic Part No.	Illustn. Ref. No.	Description	Used On Engine No.	No. Reqd. Per Unit	Remarks
Radiator Mounting.						
Unit R/RM.2						
(Arrangement Part No. 351028)						
9/15/84282	540398		Tie rod jaw end, complete		1	
9/15/84283	540399		Eye bolt, complete		1	
9/15/84284	540246		Eye bolt		1	
9/15/35204	529100		Flexible bush		1	
	UFN212/P		Locknut, $\frac{3}{8}$ " dia., UNF		2	
9/15/84285	540247		Jaw end		1	
9/15/84286	540248		Bolt, $\frac{7}{16}$ " dia. \times $2\frac{3}{4}$ " long, UNF, special		1	
	UFN407/P		Nut, $\frac{7}{16}$ " dia., UNF, slotted		1	
	X75921		Washer, $\frac{7}{16}$ " dia., plain		1	
	K5674		Split pin, $\frac{3}{32}$ " dia. \times $1\frac{1}{4}$ " long		1	
9/15/84334	350878		Mounting bracket, complete		2	
9/15/84289	540242		Tie rod bracket, complete		1	
9/15/84290	540243		Tie rod bracket		1	
9/15/35204	529100		Flexible bush		1	
9/15/84293	539898		Metacone mounting		2	
9/15/84294	539899		Rebound washer		2	
9/15/84295	350301		Bolt, $\frac{1}{2}$ " dia. \times $4\frac{1}{4}$ " long, UNF, special		2	
	UFN410/P		Nut, $\frac{1}{2}$ " dia., slotted		2	
	X75924		Washer, $\frac{1}{2}$ " dia., plain		2	
	K5684		Split pin, $\frac{1}{8}$ " dia. \times $1\frac{1}{2}$ " long		2	
9/15/84285	540247		Jaw end tie rod bracket		1	
9/15/84286	540248		Bolt, $\frac{7}{16}$ " dia. \times $2\frac{3}{4}$ " long, UNF, special		1	
	UFN407/P		Nut, $\frac{7}{16}$ " dia., UNF, slotted		1	
	X75921		Washer, $\frac{7}{16}$ " dia., plain		1	
	K5674		Split pin, $\frac{3}{32}$ " dia. \times $1\frac{1}{4}$ " long		1	
	UFN210/P		Locknut, $\frac{1}{2}$ " dia., UNF		1	
	UFB106/9R		Bolt, $\frac{1}{2}$ " dia. \times $1\frac{1}{8}$ " long, UNF		8	} Metacone mount- ings to under frame brackets
	UFN106/P		Nut, $\frac{1}{2}$ " dia., UNF		8	
	X75949		Washer, $\frac{1}{2}$ " dia., Kolok		8	

RADIATOR MOUNTING

Leyland Section PL.22574

B.R. Cat. No.	Leyland or Albion Basic Part No.	Illustn. Ref. No.	Description	Used On Engine No.	No. Req'd. Per Unit	Remarks
Radiator Mounting.						
Unit R/RM.2/I						
(Arrangement Part No. 351216)						
9/15/84282	540398		Tie rod jaw end, complete		1	
9/15/84283	540399		Eye bolt, complete		1	
9/15/84284	540246		Eye bolt		1	
9/15/35204	529100		Flexible bush		1	
	UFN212/P		Locknut, $\frac{3}{4}$ " dia., UNF		2	
9/15/84285	540247		Jaw end		1	
9/15/84286	540248		Bolt, $\frac{7}{16}$ " dia. \times $2\frac{3}{4}$ " long, UNF, special		1	
	UFN407/P		Nut, $\frac{7}{16}$ " dia., UNF, slotted		1	
	X75921		Washer, $\frac{7}{16}$ " dia., plain		1	
	K5674		Split pin, $\frac{3}{32}$ " dia. \times $1\frac{1}{4}$ " long		1	
9/15/84334	350878		Mounting bracket, complete		2	
9/15/84394	351211		Tie rod, complete		1	
9/15/84395	351212		Tie rod bracket		1	
9/15/35204	529100		Flexible bush		1	
9/15/84293	539898		Metacone mounting		2	
9/15/84294	539899		Rebound washer		2	
9/15/84295	350301		Bolt, $\frac{1}{2}$ " dia. \times $4\frac{1}{4}$ " long, UNF, drilled		2	
	UFN410/P		Nut, $\frac{1}{2}$ " dia., slotted		2	
	X75924		Washer, $\frac{5}{8}$ " dia., plain		2	
	K5684		Split pin, $\frac{1}{8}$ " dia. \times $1\frac{1}{2}$ " long		2	
9/15/84285	540247		Jaw end tie rod bracket		1	
9/15/84286	540248		Bolt, $\frac{7}{16}$ " dia. \times $2\frac{3}{4}$ " long, UNF, special		1	
	UFN407/P		Nut, $\frac{7}{16}$ " dia., UNF, slotted		1	
	X75921		Washer, $\frac{7}{16}$ " dia., plain		1	
	K5674		Split pin, $\frac{3}{32}$ " dia. \times $1\frac{1}{4}$ " long		1	
	UFN210/P		Locknut, $\frac{3}{8}$ " dia., UNF		1	
	UFB106/9R		Bolt, $\frac{3}{8}$ " dia. \times $1\frac{1}{8}$ " long, UNF		8	} Metacone mountings to under-frame brackets
	UFN106/P		Nut, $\frac{3}{8}$ " dia., UNF		8	
	X75949		Washer, $\frac{3}{8}$ " dia., Kolok		8	

SILENCER AND EXHAUST

Leyland Section PL.22576

B.R. Cat. No.	Leyland or Albion Basic Part No.	Illustn. Ref. No.	Description	Used On Engine No.	No. Reqd. Per Unit	Remarks
9/15/65651 9/15/84306	534120 350325		Silencer and Exhaust. Unit R/SE.10 (Arrangement Part No. 351030) Silencer, for 3" dia. exhaust pipe Silencer, for 4" dia. exhaust pipe		 	

railcar.co.uk

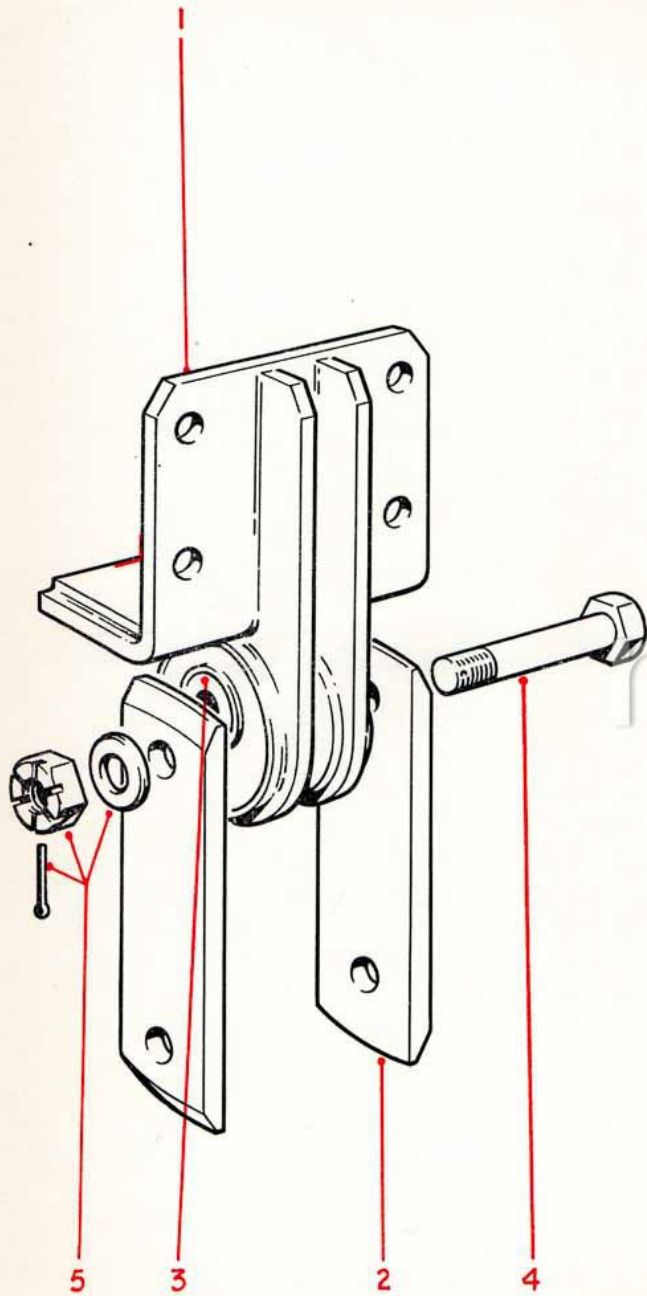
ENGINE MOUNTING
Leyland Section PL.22578

B.R. Cat. No.	Leyland or Albion Basic Part No.	Illustr. Ref. No.	Description	Used On Engine No.	No. Req'd. Per Unit	Remarks
Engine Mounting.						
Unit R/ME.12						
(Arrangement Part No. 318420)						
9/15/84409	318434	1	Engine mounting, front, complete ...		1	
9/15/84410	318418		Engine mounting bracket, complete ...		1	
9/15/84399	317450		Mounting bracket ...		1	
9/15/84411	317901		Bush, Metalastik type LE 1273 ...		1	
9/15/84412	317900	2	Link ...		2	
9/15/84413	317902	3	Support pin ...		2	
9/15/84163	314909	4	Bolt, $\frac{7}{8}$ " dia. \times $4\frac{5}{8}$ " long, UNF, drilled, special ...		2	
	X75926	5	Washer, $\frac{7}{8}$ " dia., plain ...		2	
	UFN414/P		Nut, $\frac{7}{8}$ " dia., UNF, slotted ...		2	
	K5700		Split pin, $\frac{5}{32}$ " dia. \times $1\frac{3}{4}$ " long ...		2	
9/15/84400	317460		Bolt, $\frac{5}{8}$ " dia. \times $1\frac{1}{2}$ " long, B.S.F., drilled, special ...		4	
	FN410/L		Nut, $\frac{5}{8}$ " dia., B.S.F., slotted ...		4	} Brackets to frame
	X75924	Washer, $\frac{5}{8}$ " dia., plain ...		4		
	K5684	Split pin, $\frac{1}{8}$ " dia. \times $1\frac{1}{2}$ " long ...		4		
9/15/84401	317448		Engine mounting, rear (sump), complete ...		1	
9/15/84402	317451	6	Support bracket, left hand ...		1	
9/15/84403	317452	7	Support bracket, right hand ...		1	
9/15/84168	314910	8	Engine mounting, left hand ...		1	
9/15/84169	314911	9	Engine mounting, right hand ...		1	
9/15/84170	314036	10	Buffer ...		1	
9/15/84171	314037	11	Distance tube ...		4	
	UFN410/P		Nut, $\frac{5}{8}$ " dia., UNF, slotted ...		2	} Mountings to brackets
	X75924		Washer, $\frac{5}{8}$ " dia., plain ...		2	
	K5684		Split pin, $\frac{1}{8}$ " dia. \times $1\frac{1}{2}$ " long ...		2	
9/15/84173	314040		Bolt, $\frac{5}{8}$ " dia. \times $1\frac{5}{8}$ " long, UNF, drilled, special ...		1	
9/15/84172	314041		Bolt, $\frac{1}{2}$ " dia. \times $1\frac{1}{2}$ " long, UNF, drilled, special ...		1	
	UFN410/P		Nut, $\frac{5}{8}$ " dia., UNF, slotted ...		1	} Mounting to rear support plate
	UFN408/P		Nut, $\frac{1}{2}$ " dia., UNF, slotted ...		1	
	X75924		Washer, $\frac{5}{8}$ " dia., plain ...		1	
	X75922		Washer, $\frac{1}{4}$ " dia., plain ...		1	
	K5684		Split pin, $\frac{1}{8}$ " dia. \times $1\frac{1}{2}$ " long ...		1	
	K5674		Split pin, $\frac{3}{32}$ " dia. \times $1\frac{1}{4}$ " long ...		1	
9/15/84174	543748	12	Bolt, $\frac{1}{2}$ " dia. \times $1\frac{1}{2}$ " long, B.S.F., special ...		2	} Buffers to brackets
	X75922		Washer, $\frac{1}{2}$ " dia., plain ...		2	
9/15/84175	314039	13	Bolt, $\frac{1}{2}$ " dia. \times $4\frac{3}{8}$ " long, UNF, drilled, special ...		4	} Distance tubes to brackets
	UFN408/P		Nut, $\frac{1}{2}$ " dia., UNF, slotted ...		4	
	X75922		Washer, $\frac{1}{2}$ " dia., plain ...		4	
	K5674		Split pin, $\frac{3}{32}$ " dia. \times $1\frac{1}{4}$ " long ...		4	

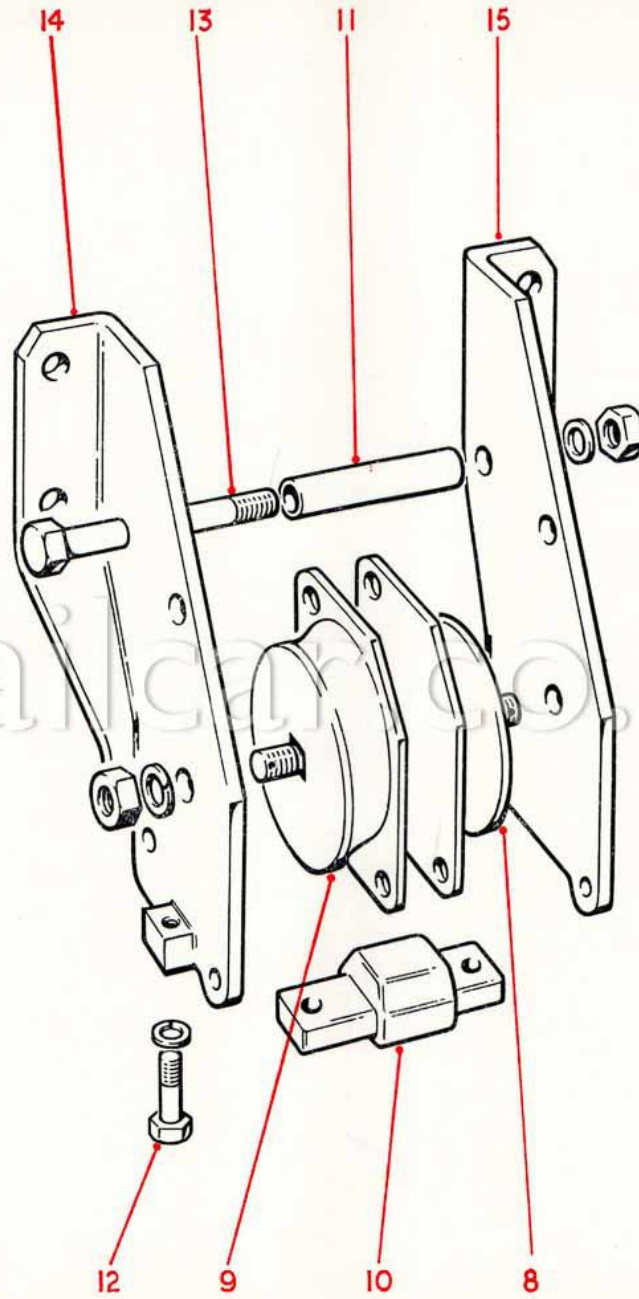
ENGINE MOUNTING

Leyland Section PL.22578

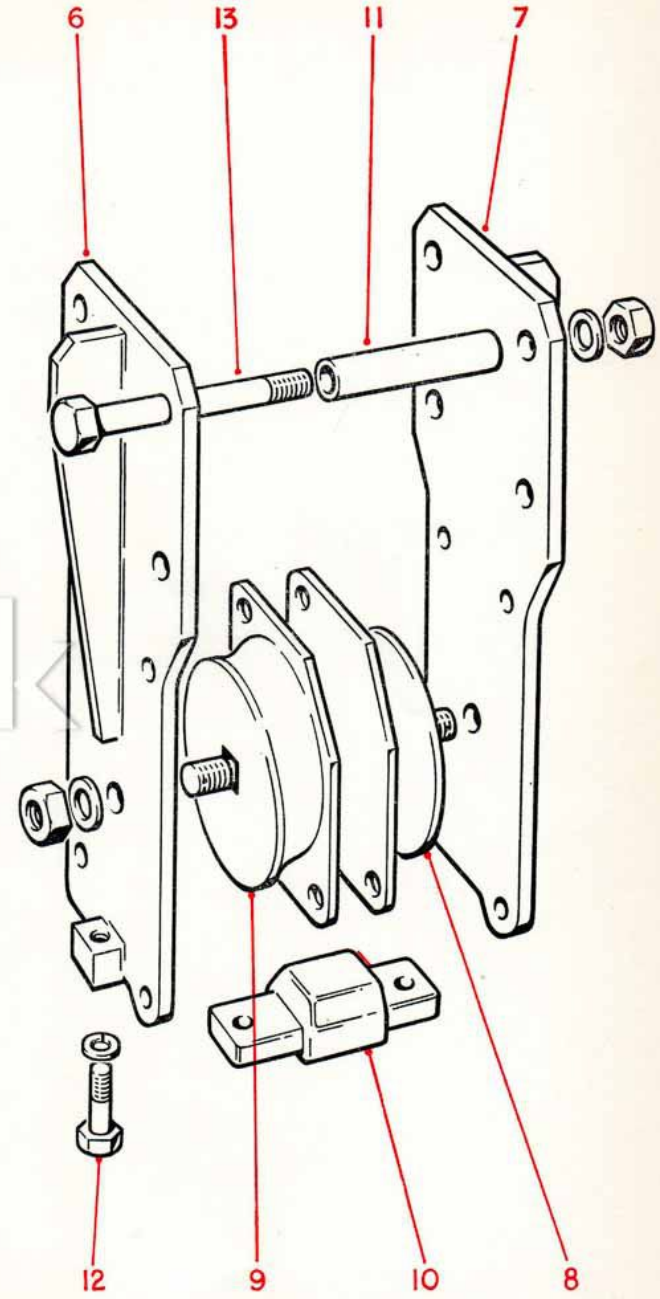
B.R. Cat. No.	Leyland or Albion Basic Part No.	Illust. Ref. No.	Description	Used On Engine No.	No. Req'd. Per Unit	Remarks
9/15/84404	317556		Bolt, $\frac{5}{8}$ " dia. \times $4\frac{1}{2}$ " long, B.S.F., drilled, special		4	} Brackets to frame
	FN410/L		Nut, $\frac{5}{8}$ " dia., B.S.F.		4	
	X75924		Washer, $\frac{5}{8}$ " dia., plain		4	
	K5684		Split pin, $\frac{1}{8}$ " dia. \times $1\frac{1}{2}$ " long		4	
9/15/84405	317449		Engine mounting, rear (head), complete		1	
9/15/84406	317453	14	Support bracket, left hand		1	
9/15/84407	317454	15	Support bracket, right hand		1	
9/15/84168	314910	8	Engine mounting, left hand		1	
9/15/84169	314911	9	Engine mounting, right hand		1	
9/15/84170	314036	10	Buffer		1	
9/15/84171	314037	11	Distance tube		4	
	FN410/P		Nut, $\frac{5}{8}$ " dia., UNF, slotted		2	} Mountings to brackets
	X75924		Washer, $\frac{5}{8}$ " dia., plain		2	
	K5684		Split pin, $\frac{1}{8}$ " dia. \times $1\frac{1}{2}$ " long		2	
9/15/84172	314041		Bolt, $\frac{5}{8}$ " dia. \times $1\frac{5}{8}$ " long, UNF, drilled, special		1	
9/15/84173	314040		Bolt, $\frac{1}{2}$ " dia. \times $1\frac{1}{2}$ " long, UNF, drilled, special		1	
	UFN410/P		Nut, $\frac{5}{8}$ " dia., UNF, slotted		1	} Mountings to rear support plate
	UFN408/P		Nut, $\frac{1}{2}$ " dia., UNF, slotted		1	
	X75924		Washer, $\frac{5}{8}$ " dia., plain		1	
	X75922		Washer, $\frac{1}{2}$ " dia., plain		1	
	K5684		Split pin, $\frac{1}{8}$ " dia. \times $1\frac{1}{2}$ " long		1	
9/15/84174	543748	} 12	Split pin, $\frac{3}{32}$ " dia. \times $1\frac{1}{4}$ " long		1	
	X75922		Bolt, $\frac{1}{2}$ " dia. \times $1\frac{1}{2}$ " long, UNF, special		2	} Buffers to brackets
	X75922	Washer, $\frac{1}{2}$ " dia., plain		2		
9/15/84175	314039	13	Bolt, $\frac{1}{2}$ " dia. \times $4\frac{3}{8}$ " long, UNF, drilled, special		4	
	UFN408/P		Nut, $\frac{1}{2}$ " dia., UNF, slotted		4	} Distance tube
	X75922		Washer, $\frac{1}{2}$ " dia., plain		4	
	K5674		Split pin, $\frac{3}{32}$ " dia. \times $1\frac{1}{4}$ " long		4	
	X75922		Washer, $\frac{1}{2}$ " dia., plain		4	
9/15/84400	317460		Bolt, $\frac{5}{8}$ " dia. \times $1\frac{1}{2}$ " long, B.S.F., drilled, special		4	} Brackets to frame
	FN410/L		Nut, $\frac{5}{8}$ " dia., B.S.F.		4	
	X75924		Washer, $\frac{5}{8}$ " dia., plain		4	
	K5684		Split pin, $\frac{1}{8}$ " dia. \times $1\frac{1}{2}$ " long		4	



FRONT MOUNTING



SUMP SIDE (REAR)



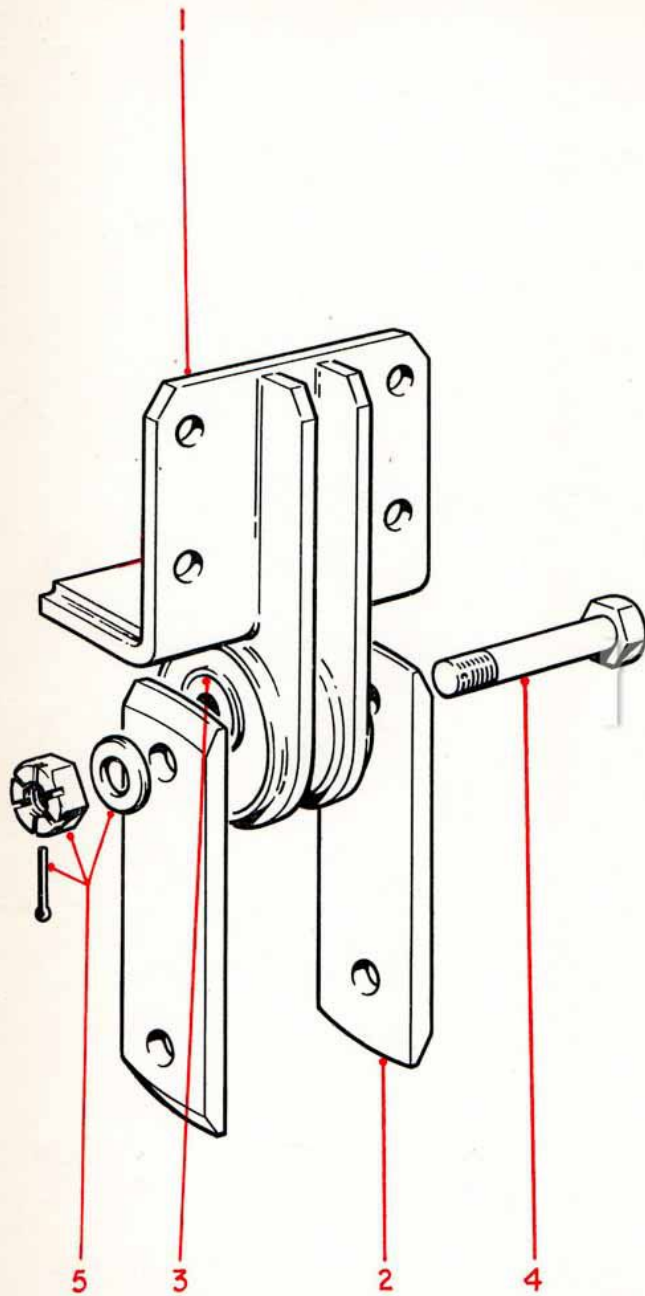
CYLINDER HEAD SIDE (REAR)

B.R. Cat. No.	Leyland or Albion Basic Part No.	Illust. Ref. No.	Description	Used On Engine No.	No. Req'd. Per Unit	Remarks
Engine Mounting.						
Unit R/ME.10						
(Arrangement Part No. 317899)						
9/15/84415	318431		Engine mounting, front, complete ...		1	
9/15/84416	317898	1	Engine mounting bracket, front, complete ...		1	
9/15/84411	317901		Bush, Metalastik type LE.1273 ...		1	
9/15/84412	317900	2	Link ...		2	
9/15/84413	317902	3	Support pin ...		2	
9/15/84163	314909	4	Bolt, $\frac{7}{8}$ " dia. \times 4 $\frac{5}{8}$ " long, UNF, drilled, special ...		2	
	X75926	} 5	Washer, $\frac{7}{8}$ " dia., plain ...		2	
	UFN414/P		Nut, $\frac{7}{8}$ " dia., UNF, slotted ...		2	
	K5700		Split pin, $\frac{5}{32}$ " dia. \times 1 $\frac{3}{4}$ " long ...		2	
9/15/76427	266724		Bolt, $\frac{5}{8}$ " dia. \times 2 $\frac{1}{8}$ " long, B.S.F., special ...		4	} Mounting bracket to frame
	X75924		Washer, $\frac{5}{8}$ " dia., plain ...		4	
	FN410/L	Slotted nut, $\frac{5}{8}$ " dia., B.S.F. ...		4		
	K5684	Split pin, $\frac{1}{8}$ " dia. \times 1 $\frac{1}{2}$ " long ...		4		
9/15/84417	318432		Engine mounting, rear (sump), complete ...		1	
9/15/84166	314032	6	Support bracket, left hand ...		1	
9/15/84167	314033	7	Support bracket, right hand ...		1	
9/15/84168	314910	8	Engine mounting, left hand ...		1	
9/15/84169	314911	9	Engine mounting, right hand ...		1	
9/15/84170	314036	10	Buffer ...		1	
9/15/84171	314037	11	Distance tube ...		4	
	UFN410/P		Nut, $\frac{5}{8}$ " dia., UNF, slotted ...		2	} Mountings to brackets
	X75924		Washer, $\frac{5}{8}$ " dia., plain ...		2	
	K5684		Split pin, $\frac{1}{8}$ " dia. \times 1 $\frac{1}{2}$ " long ...		2	
9/15/84172	314041		Bolt, $\frac{5}{8}$ " dia. \times 1 $\frac{5}{8}$ " long, UNF, drilled, special ...		1	
9/15/84173	314040		Bolt, $\frac{1}{2}$ " dia. \times 1 $\frac{1}{2}$ " long, UNF, drilled, special ...		1	
	UFN410/P		Nut, $\frac{5}{8}$ " dia., UNF ...		1	} Mountings to rear engine support plate
	UFN408/P		Nut, $\frac{1}{2}$ " dia., UNF ...		1	
	X75924		Washer, $\frac{5}{8}$ " dia., plain ...		1	
	X75922		Washer, $\frac{1}{2}$ " dia., plain ...		1	
	K5684		Split pin, $\frac{1}{8}$ " dia. \times 1 $\frac{1}{2}$ " long ...		1	
9/15/84174	543748	12	Split pin, $\frac{3}{32}$ " dia. \times 1 $\frac{1}{4}$ " long ...		1	} Buffers to bracket
	X75922		Bolt, $\frac{1}{2}$ " dia. \times 1 $\frac{1}{2}$ " long, UNF, special ...		2	
	X75922		Washer, $\frac{1}{2}$ " dia., plain ...		2	
9/15/84175	314039	13	Bolt, $\frac{1}{2}$ " dia. \times 4 $\frac{3}{8}$ " long, UNF, drilled, special ...		4	} Distance tubes to brackets
	UFN408/P		Nut, $\frac{1}{2}$ " dia., UNF, slotted ...		4	
	X75922		Washer, $\frac{1}{2}$ " dia., plain ...		4	
	K5674		Split pin, $\frac{3}{32}$ " dia. \times 1 $\frac{1}{4}$ " long ...		4	
9/15/84418	318423		Bolt, $\frac{5}{8}$ " dia. \times 1 $\frac{5}{8}$ " long, B.S.F., drilled, special ...		4	
	X75924		Washer, $\frac{5}{8}$ " dia., plain ...		4	} Mounting bracket to frame
	FN410/L		Nut, $\frac{5}{8}$ " dia., B.S.F., slotted ...		4	
	K5684		Split pin, $\frac{1}{8}$ " dia. \times 1 $\frac{1}{2}$ " long ...		4	

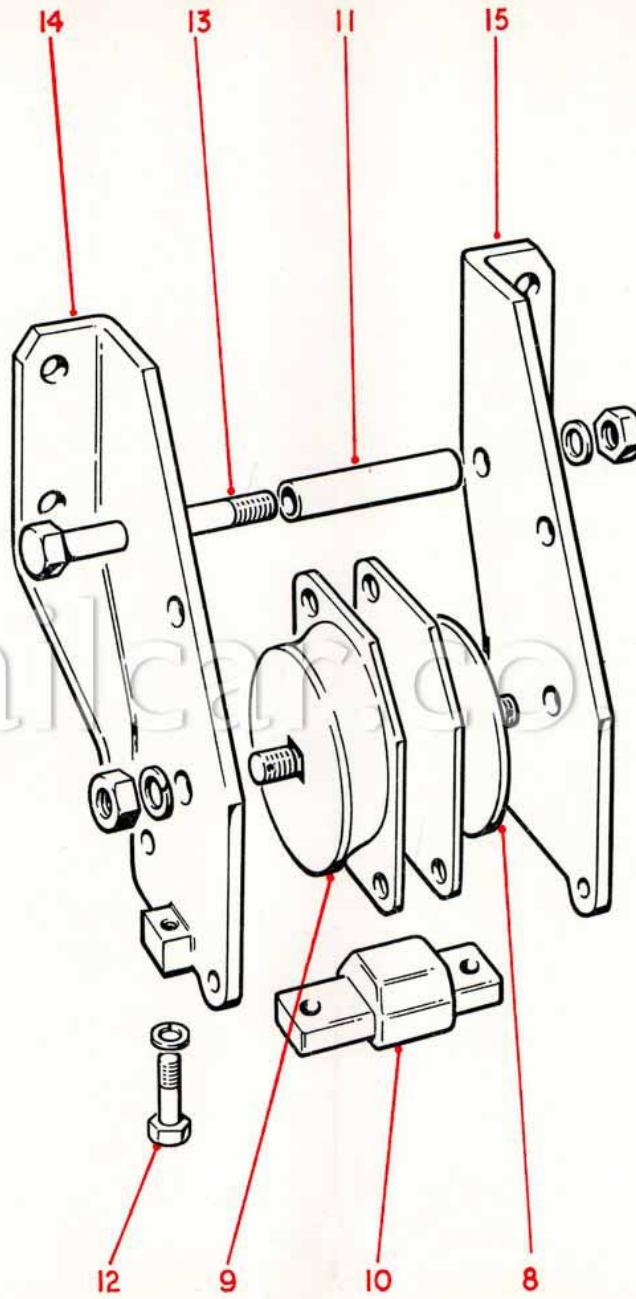
ENGINE MOUNTING

Leyland Section PL.22579

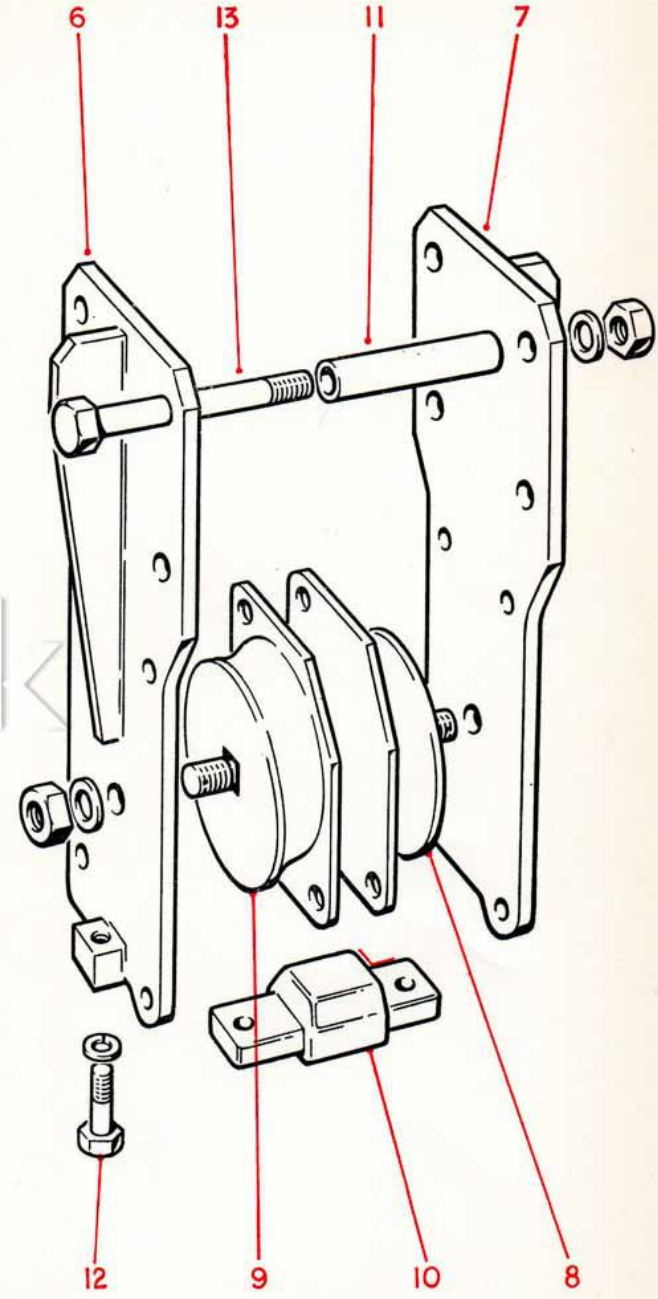
B.R. Cat. No.	Leyland or Albion Basic Part No.	Illustn. Ref. No.	Description	Used On Engine No.	No. Reqd. Per Unit	Remarks
9/15/84419	318936		Engine mounting, rear (head), complete		1	
9/15/84166	314032	14	Support bracket, left hand		1	
9/15/84167	314033	15	Support bracket, right hand		1	
9/15/84168	314910	8	Engine mounting, left hand		1	
9/15/84169	314911	9	Engine mounting, right hand		1	
9/15/84170	314036	10	Buffer		1	
9/15/84171	314037	11	Distance tube		4	
	UFN410/P		Nut, $\frac{5}{8}$ " dia., UNF, slotted		2	} Mounting to brackets
	X75924		Washer, $\frac{5}{8}$ " dia., plain		2	
	K5684		Split pin, $\frac{1}{8}$ " dia. \times $1\frac{1}{2}$ " long		2	
9/15/84172	314041		Bolt, $\frac{5}{8}$ " dia. \times $1\frac{5}{8}$ " long, UNF, drilled, special		1	} Mountings to rear engine support plate
9/15/84173	314040		Bolt, $\frac{1}{2}$ " dia. \times $1\frac{1}{2}$ " long, UNF, drilled, special		1	
	UFN410/P		Nut, $\frac{5}{8}$ " dia., UNF, slotted		1	} Mountings to rear engine support plate
	UFN408/P		Nut, $\frac{1}{2}$ " dia., UNF, slotted		1	
	X75924		Washer, $\frac{5}{8}$ " dia., plain		1	
	X75922		Washer, $\frac{1}{2}$ " dia., plain		1	} Buffers to bracket
	K5684		Split pin, $\frac{1}{8}$ " dia. \times $1\frac{1}{2}$ " long		1	
9/15/84174	543748	} 12	Split pin, $\frac{3}{32}$ " dia. \times $1\frac{1}{4}$ " long		1	} Buffers to bracket
	K5674			Split pin, $\frac{3}{32}$ " dia. \times $1\frac{1}{4}$ " long		
	X75922		Bolt, $\frac{1}{2}$ " dia. \times $1\frac{1}{2}$ " long, UNF, special		2	} Buffers to bracket
	K5674		Washer, $\frac{1}{2}$ " dia., plain		2	
9/15/84175	314039	13	Bolt, $\frac{1}{2}$ " dia. \times $4\frac{3}{8}$ " long, UNF, drilled, special		4	} Distance tubes to brackets
	UFN408/P		Nut, $\frac{1}{2}$ " dia., UNF, slotted		4	
	X75922		Washer, $\frac{1}{2}$ " dia., plain		4	
	K5674		Split pin, $\frac{3}{32}$ " dia. \times $1\frac{1}{4}$ " long		4	} Distance tubes to brackets
	X75922		Washer, $\frac{1}{2}$ " dia., plain		4	
9/15/84420	318424		Bolt, $\frac{5}{8}$ " dia. \times $2\frac{1}{8}$ " long, B.S.F., drilled, special		4	} Mounting bracket to frame
	X75924		Washer, $\frac{5}{8}$ " dia., plain		4	
	FN410/L		Nut, $\frac{5}{8}$ " dia., B.S.F., slotted		4	
	K5684		Split pin, $\frac{1}{8}$ " dia. \times $1\frac{1}{2}$ " long		4	



FRONT MOUNTING



SUMP SIDE (REAR)



CYLINDER HEAD SIDE (REAR)

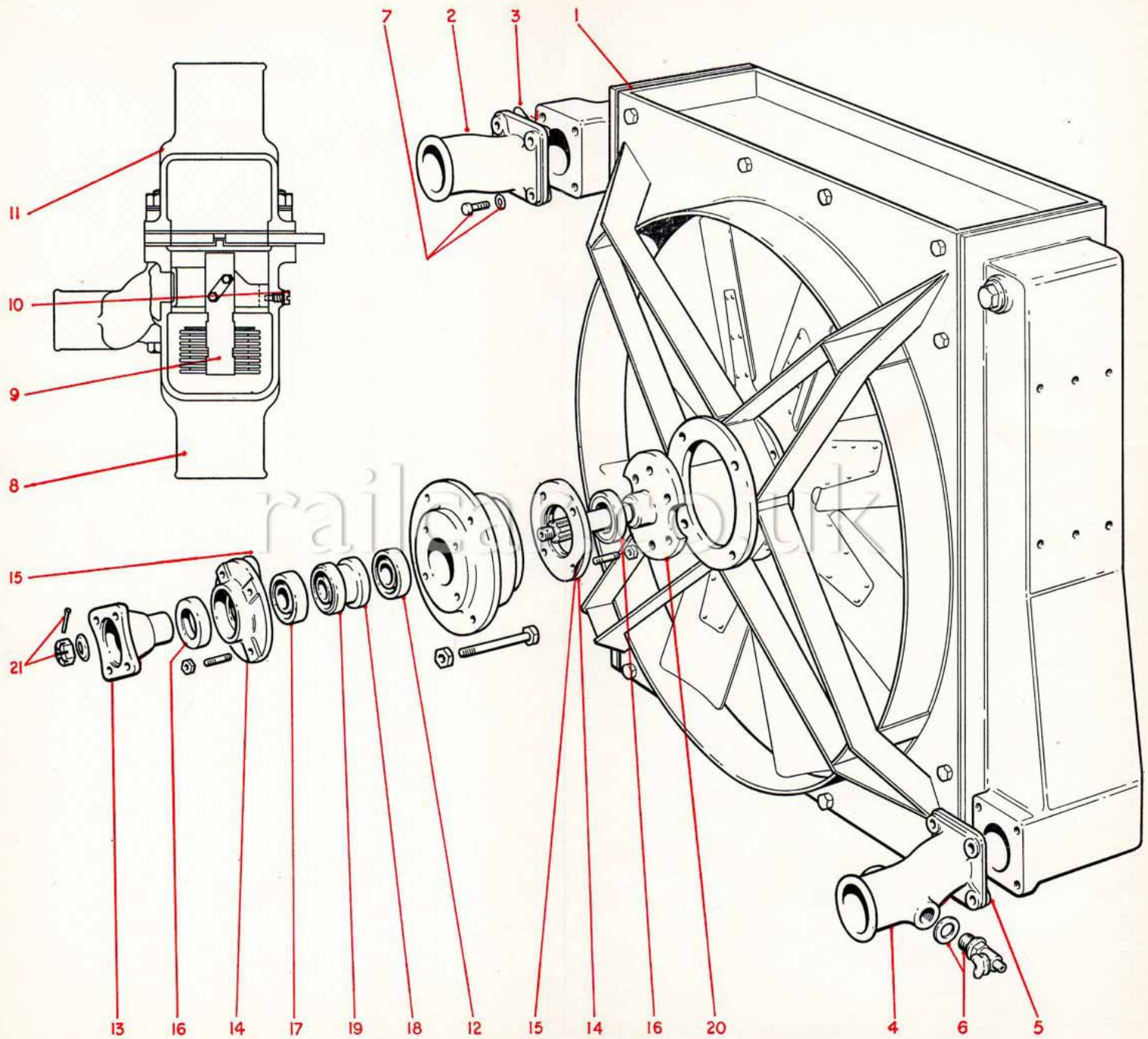
RADIATOR

Leyland Section PL.22580

B.R. Cat. No.	Leyland or Albion Basic Part No.	Illustrn. Ref. No.	Description	Used On Engine No.	No. Reqd. Per Unit	Remarks
Radiator. Unit R/R.8A/1 (Arrangement Part No. 351813)						
Radiator, complete 1						
9/15/84422	351783		Radiator fan and cowl, complete, Serck type 21415		1	
9/15/84423	351085	1	Adaptor		1	
9/15/84424	351739	2	Joint		1	Adaptor
9/15/84199	539896	3	Bottom outlet pipe		1	Bottom outlet pipe
9/15/84425	351073	4	Joint		1	
9/15/84426	351076	5	Drain tap		1	
9/15/84249	A8822-Z32	6	Washer		1	
9/15/40126	185484		Hose connection		2	By-pass
9/15/84251	5655Z135		Jubilee clip, type No. 2		4	
	97711	7	Bolt, $\frac{3}{8}$ " dia. \times $1\frac{1}{8}$ " long, B.S.F.		6	} Adaptor to radiator Bottom outlet pipe
	FB106/9D		Washer, $\frac{3}{8}$ " dia., Thackeray		6	
	X75962		Bolt, $\frac{3}{8}$ " dia. \times $1\frac{1}{8}$ " long, B.S.F.		4	
	FB106/9D		Washer, $\frac{3}{8}$ " dia., Thackeray		4	
	X75962					
Thermostats, complete 1						
9/15/84428	351814	8	Top water pipe (thermostat housing)...		1	
9/15/84247	539754	9	Thermostat		2	
9/15/84429	541165	10	Screw, 2 B.A., special		2	Locating thermostat
9/15/40115	X16631		Washer		2	
9/15/40124	227940		Joint		2	Adaptor
9/15/84199	539896	11	Adaptor		1	
9/15/84424	351739		Bolt, $\frac{3}{8}$ " dia. \times $1\frac{3}{4}$ " long, B.S.F.		5	
	FB106/14D		Bolt, $\frac{3}{8}$ " dia. \times $3\frac{3}{4}$ " long, B.S.F.		1	
	FB106/30D		Washer, $\frac{3}{8}$ " dia., Thackeray		6	
	X75962		Nut, $\frac{3}{8}$ " dia., B.S.F.		6	
	FN106/L					
9/43/214	289191	12	Ball bearing, Hoffmann LS.10		1	
9/15/84430	350986	13	Coupling		1	
9/15/84217	539489	14	Bearing cover		2	
9/15/84218	539494	15	Joint		2	Bearing cover
9/15/84219	266522	16	Oil seal, Superfect No. 225112		2	
9/43/31265	64012	17	Roller bearing, Hoffmann RLS.10		1	
9/15/84220	539492	18	Distance piece		1	Outer
9/15/84221	539493	19	Distance piece		1	Inner
9/15/84223	856K17	20	Driving shaft		1	
	UFN410P	21	Nut, $\frac{5}{8}$ " dia., UNF		1	
	X75924		Washer, $\frac{5}{8}$ " dia., plain		1	
	K5684		Split pin, $\frac{1}{8}$ " dia. \times $1\frac{1}{2}$ " long		1	
9/15/84224	534945		Setscrew, $\frac{5}{16}$ " dia. \times $\frac{3}{8}$ " long, UNF, drilled hd.		6	} Fan to driving flange
	X75919		Washer, $\frac{5}{16}$ " dia., plain		6	
9/15/33030	242535		Grease plug, Tecalemit, $\frac{1}{8}$ " gas, limited supply		1	

Radiator

Unit R/R.8A/1



TYPICAL ILLUSTRATION

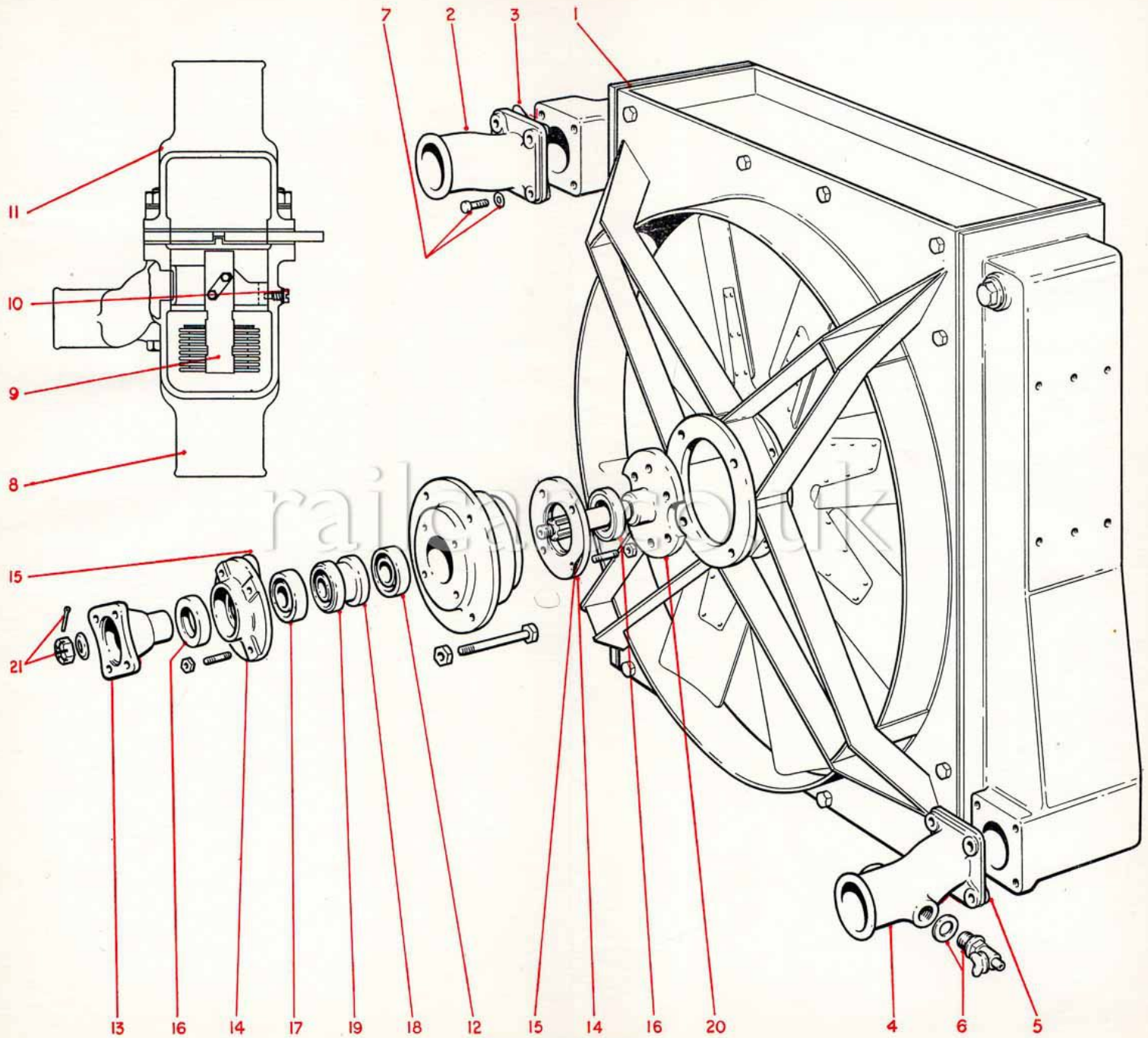
RADIATOR

Leyland Section PL.22581

B.R. Cat. No.	Leyland or Albion Basic Part No.	Illustn. Ref. No.	Description	Used On Engine No.	No. Reqd. Per Unit	Remarks
Radiator. Unit R/R.8A (Arrangement Part No. 351781)						
9/15/84422	351783		Radiator, complete		1	
9/15/84423	351085	1	Radiator, fan and cowl, complete, Serck type 21415		1	
9/15/84424	351739	2	Adaptor		1	
9/15/84199	539896	3	Joint		1	Adaptor
9/15/84425	351073	4	Bottom outlet pipe		1	
9/15/84426	351076	5	Joint		1	Bottom outlet pipe
9/15/84249	A8822-Z32	6	Drain tap		1	
9/15/40126	185484		Washer... ..		1	
9/15/84251	5655Z135		Hose connection		2	By-pass
	97711		Jubilee clip, type No. 2		4	
	FB106/9D	7	Bolt, $\frac{3}{8}$ " dia. \times $1\frac{1}{8}$ " long, B.S.F.		6	} Adapter to radiator Bottom outlet pipe
	X75962		Washer, $\frac{3}{8}$ " dia., Thackeray		6	
	FB106/9D		Bolt, $\frac{3}{8}$ " dia. \times $1\frac{1}{8}$ " long, B.S.F.		4	
	X75962		Washer, $\frac{3}{8}$ " dia., Thackeray		4	
9/15/84432	351773		Thermostats, complete		1	
9/15/84247	539754	8	Top water pipe (thermostat housing)... ..		1	
9/15/84429	541165	9	Thermostat		2	
9/15/40115	X16631	10	Screw, 2 B.A., cheese head, special		2	Locating thermostat
9/15/40124	227940		Washer, $\frac{3}{16}$ " i/dia., copper		2	
9/15/84199	539896		Joint		2	Adaptor
9/15/84424	351739	11	Adaptor		1	
9/15/84433	351740		Thermostat support		1	
	FB106/14D		Bolt, $\frac{3}{8}$ " dia. \times $1\frac{3}{4}$ " long, B.S.F.		5	
	FB106/30D		Bolt, $\frac{3}{8}$ " dia. \times $3\frac{3}{4}$ " long, B.S.F.		1	
	X75962		Washer, $\frac{3}{8}$ " dia., Thackeray		6	
	FNI06/L		Nut, $\frac{3}{8}$ " dia., B.S.F.		6	
9/43/214	289191	12	Ball bearing, Hoffmann LS.10		1	
9/15/84430	350986	13	Coupling		1	
9/15/84217	539489	14	Bearing cover		2	
9/15/84218	539494	15	Joint		2	Bearing cover
9/15/84219	266522	16	Oil seal, Superfect No. 225112		2	
9/43/31265	64012	17	Roller bearing, Hoffmann RLS.10		1	
9/15/84220	539492	18	Distance piece		1	Outer
9/15/84221	539493	19	Distance piece		1	Inner
9/15/84223	856K17	20	Driving shaft		1	
	UFN410P	21	Nut, $\frac{5}{8}$ " dia., UNF, slotted		1	
	X75924		Washer, $\frac{5}{8}$ " dia., plain		1	
	K5684		Split pin, $\frac{1}{8}$ " dia. \times $1\frac{1}{2}$ " long		1	
9/15/84224	534945		Setscrew, $\frac{5}{16}$ " dia. \times $\frac{5}{8}$ " long, UNF, drilled head		6	} Fan to driving flange
	X75919	Washer, $\frac{5}{16}$ " dia., plain		6		
9/15/33030	242535		Grease plug, Tecaletit, $\frac{1}{8}$ " gas, limited supply		1	

Radiator

Unit R/R.8A



TYPICAL ILLUSTRATION

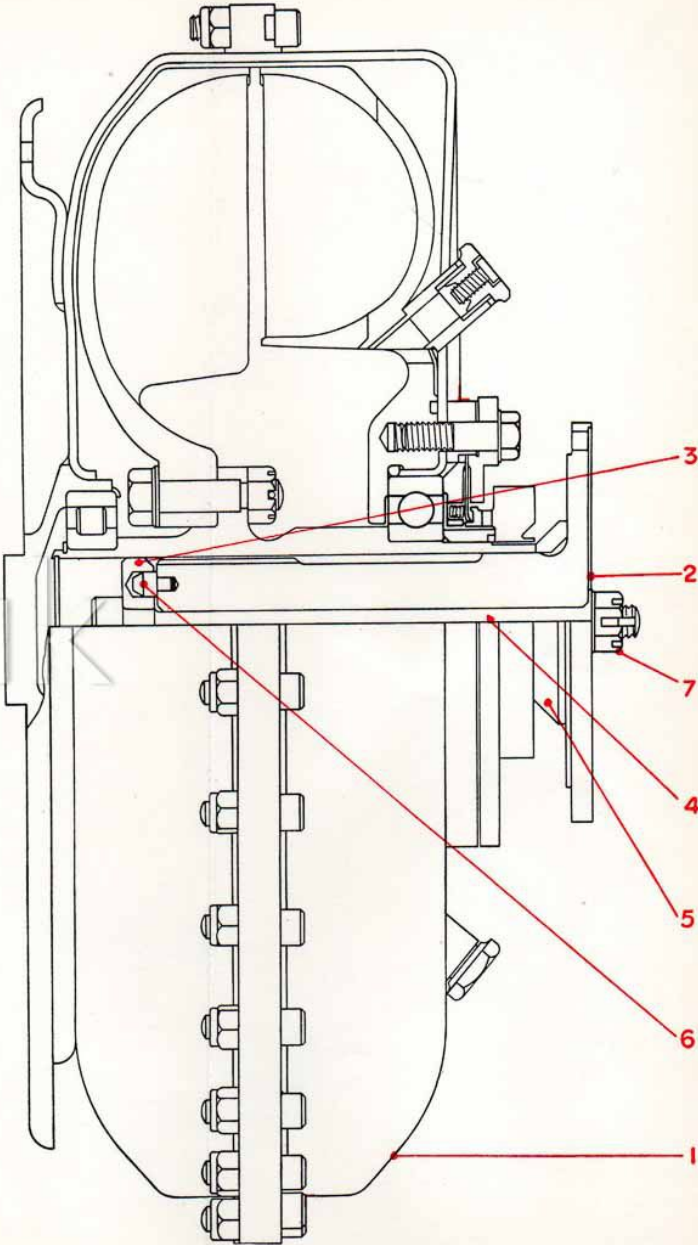
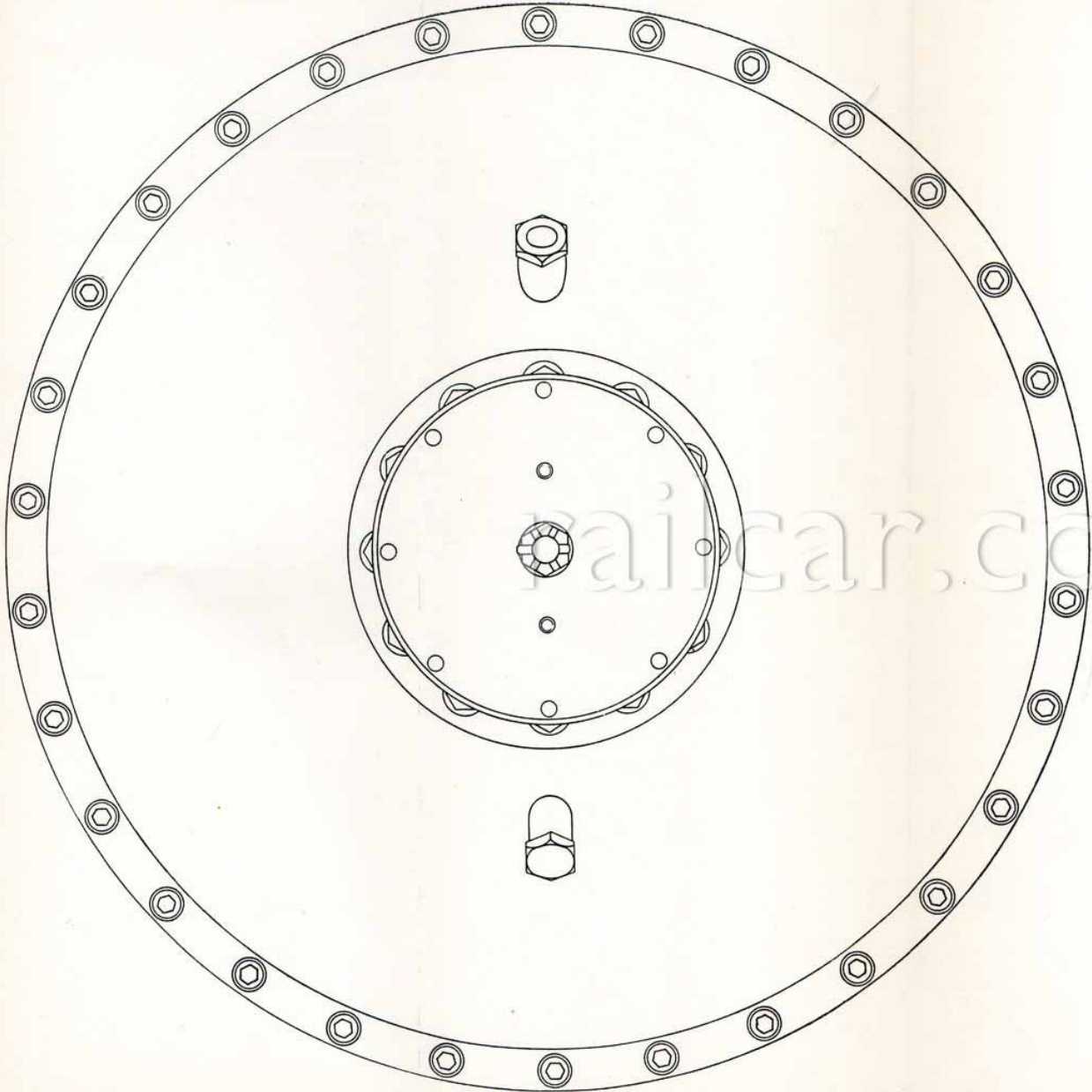
FLUID COUPLING
Leyland Section PL.22598

B.R. Cat. No.	Leyland or Albion Basic Part No.	Illustn. Ref. No.	Description	Used On Engine No.	No. Reqd. Per Unit	Remarks	
Fluid Coupling.							
Unit R/FF.4/I							
(Arrangement Part No. 350941)							
9/15/84435	350340	1	Fluid coupling, complete, Fluidrive type 550		1		
9/15/84383	350394	2	Output shaft		1		
9/15/84384	350342	3	Locking piece		1		
9/15/84385	350343	4	Bolt, $\frac{5}{8}$ " dia., UNF x 11.0" o/all, special ...		1		
9/15/84386	350344	5	Distance piece		1		
9/15/84387	350345	6	Dowel		2		
	X75924	}	Washer, $\frac{5}{8}$ " dia., plain, bright		1		
	UFN410/P		7	Nut, $\frac{5}{8}$ " dia., UNF, slotted		1	
	K5684			Split pin		1	

railcar.co.uk

Fluid Coupling

Unit R/FF.4/I



TYPICAL ILLUSTRATION

CRANKCASE

Leyland Section PL.23039

B.R. Cat. No.	Leyland or Albion Basic Part No.	Illustr. Ref. No.	Description	Used On Engine No.	No. Reqd. Per Unit	Remarks
Crankcase. Unit R/ECC.2 (Arrangement Part No. 314144)						
9/15/84436	109K18	A1	Crankcase, complete		1	
9/15/84437	106K13	A2	Cylinder liner		6	
9/15/84861	231K13	A3	Sealing ring		12	For liner
9/15/84439	1854Z36		Plug		2	In oil gallery
9/15/84440	1909Z81		Joint, for plug		2	
9/15/84441	1118Z2		Plug		2	In oil gallery, front and rear
9/15/35117	292889		Plug		4	In water gallery
9/15/84442	1808Z44B		Plug		2	In water drain holes
9/15/84443	1808Z11		Plug		1	In front face
9/15/84444	1876Z283		Joint, for plug		1	
	1063Z6		Screw, $\frac{7}{8}$ " dia. \times $\frac{3}{2}$ " long, UFS 107/6P		4	Front mounting faces
	1062Z4		Screw, $\frac{5}{8}$ " dia. \times $\frac{1}{2}$ " long, UFS 106/4P		6	Front dynamo facing
	4970Z4		Lockwasher, $\frac{3}{8}$ " positive		6	
9/15/84447	1121Z5		Dowel		7	Forcrankshaftbushes
9/15/30551	116734		Dowel		2	Timing backplate
9/15/33043	60544		Dowel		6	Starter motor facing
9/15/84448	1121Z6	D19	Dowel		2	Bottom cover front
9/15/33043	60544		Dowel		2	Bottom cover, fuel pump bracket
9/15/84449	247K12	B1	Water sleeve		6	In block, top face
9/15/84450	256K11	B57	Joint		2	Heat exchanger facings
9/15/84451	456K35		Cover plate		1	Water gallery rear
9/15/84452	1134Z35		Joint		1	Cover plate
	1062Z6		Screw, $\frac{3}{8}$ " dia. \times $\frac{3}{4}$ " long, UFS 106/6P		4	For cover plate
	4970Z4		Lockwasher, $\frac{3}{8}$ " positive		4	
9/15/84454	538960		Stud, $\frac{5}{16}$ " dia. \times 6" long, UNF		2	Heat exchanger facings
	UFN105/P		Nut, $\frac{5}{16}$ " dia., UNF		2	
	X75948		Washer, $\frac{5}{16}$ " dia., Kolok		2	
9/15/84455	314229		Foot		1	Front
9/15/84456	314230		Foot		1	Rear
9/15/84457	456K36	B2	Side cover		2	
9/15/84458	1133Z13		Joint		2	For side cover
9/15/84459	219K12	B3	Retaining bar		2	
	1052Z10	B4	Bolt, $\frac{5}{16}$ " dia., UFB105/10P		4	Retaining bar to cover
9/15/84461	1035Z16	B5	Distance piece		4	
	1078Z5		Nut, $\frac{5}{16}$ " dia., UNF		4	
	4970Z3A		Lockwasher, $\frac{5}{16}$ " positive		4	Cover to block
	1061Z5	B6	Screw, $\frac{5}{16}$ " dia., UFS105/5P		28	
	4970Z3A		Lockwasher, $\frac{5}{16}$ " positive		28	
9/15/84463	1119Z5	B7	Stud, $\frac{5}{16}$ " dia. \times 6-30" long, UNF, special		34	Cylinder head face
9/15/85162	1050Z21		Nut, $\frac{5}{16}$ " dia., UNF, special		30	
9/15/84464	1050Z18		Nut, lifting cylinder head, $\frac{5}{8}$ " UNF, special...		4	
9/15/84465	1119Z6		Stud, $\frac{1}{2}$ " dia. \times $5\frac{3}{4}$ " long, UNF, special		8	Rear
9/15/85163	1050Z24		Nut, $\frac{1}{2}$ " dia., UNF, special		8	
9/15/84466	314031		Engine support plate		1	
9/15/84467	314038		Angle piece		2	

CRANKCASE

Leyland Section PL.23039

B.R. Cat. No.	Leyland or Albion Basic Part No.	Illustr. Ref. No.	Description	Used On Engine No.	No. Req'd. Per Unit	Remarks
9/15/84468	1084Z14	}B8	Stud, $\frac{1}{8}$ " dia. \times $1\frac{3}{4}$ " long, UNF, special ...		28	} Fixing bottom cover
	1078Z6		Nut, $\frac{1}{8}$ " dia., UNF ...		28	
	4971Z4A		Lockwasher, $\frac{3}{8}$ " plain ...		28	
9/15/84469	1085Z12		Stud, $\frac{7}{16}$ " dia. \times $1\frac{1}{2}$ " long, UNF, special ...		4	Starter bracket facings
	UFS110/8		Setscrew, $\frac{5}{8}$ " dia. \times 1" long, UNF ...		2	} Engine mounting facings front
9/15/84470	1087Z18		Stud, $\frac{1}{8}$ " dia. \times $2\frac{1}{4}$ " long, UNF, special ...		2	
9/15/84468	1084Z14		Stud, $\frac{1}{8}$ " dia. \times $1\frac{3}{4}$ " long, UNF, special ...		2	} Oil relief valve
	1078Z6		Nut, $\frac{1}{8}$ " dia., UNF ...		2	
	4970Z4		Lockwasher, $\frac{3}{8}$ " positive ...		2	
9/15/84471	1084Z12		Stud, $\frac{3}{8}$ " dia. \times $1\frac{1}{2}$ " long, UNF, special ...		6	Dynamo bracket facing rear
9/15/84472	1084Z11		Stud, $\frac{1}{8}$ " dia. \times $1\frac{3}{4}$ " long, UNF, special ...		2	} Water gallery facing, front
	1078Z6		Nut, $\frac{1}{8}$ " dia., UNF ...		2	
	1062Z7		Screw, $\frac{3}{8}$ " dia. \times $\frac{7}{8}$ " long, UFS106/7P ...		2	
	4971Z4A		Lockwasher, $\frac{3}{8}$ " plain ...		4	} Fuel pump bracket facing
9/15/84471	1084Z12		Stud, $\frac{3}{8}$ " dia. \times $1\frac{1}{2}$ " long, UNF, special ...		4	
9/15/84469	1085Z12		Stud, $\frac{7}{16}$ " dia. \times $1\frac{1}{2}$ " long, UNF, special ...		8	} Starter motor brackets
	1078Z7		Nut, $\frac{7}{16}$ " dia., UNF ...		8	
	4970Z5A		Lockwasher, $\frac{7}{16}$ " positive ...		8	
9/15/84470	1087Z18		Stud, $\frac{5}{8}$ " dia. \times $2\frac{1}{4}$ " long, UNF, special ...		4	Engine mounting facing front
9/15/84474	539162		Bolt, $\frac{1}{2}$ " dia. \times 1" long, UNF ...		4	} Feet to backplates
9/15/84475	539163		Bolt, $\frac{1}{2}$ " dia. \times $1\frac{1}{4}$ " long, UNF ...		6	
	UFN406/P		Slotted nut, $\frac{1}{2}$ " dia., UNF ...		10	
	K5659		Split pin ...		10	
9/15/84482	9227Z43		Dowel ...		6	
9/15/84483	224K12	A4	Bearing cap ...		1	Front
9/15/84484	224K13	A5	Bearing cap ...		4	Intermediate
9/15/84485	224K14	A6	Bearing cap ...		1	Centre
9/15/84486	224K15	A7	Bearing cap ...		1	Rear
9/15/84487	1032Z18	B9	Screw ...		14	} Caps to block
9/15/84488	1048Z14	B10	Lock plates ...		14	
	1061Z5	B11	Screw, $\frac{5}{16}$ " dia. \times $\frac{5}{8}$ " long, UFS105/5P ...		28	} Lock plates to caps
	4970Z3A		Lockwasher, $\frac{5}{16}$ " positive ...		28	
9/15/84489	137K13	C1	Camshaft bush ...		1	Front
	1062Z8		Screw, $\frac{3}{8}$ " dia. \times 1" long, UFS106/8P ...		4	} Bush to block
9/15/84491	1048Z15	C2	Lock plate ...		4	
9/15/84492	137K14	C3	Camshaft bush ...		1	Rear
9/15/84493	1041Z14	D1	Oil pump drive bush ...		2	
9/15/84494	314055	B12	Water manifold ...		1	} Water manifold
9/15/84495	2205Z15		Joint ...		6	
9/15/84496	314056		Water elbow ...		1	
9/15/84497	310079		Joint ...		1	
9/15/35258	13834		Plug, $\frac{1}{2}$ " dia., B.S.P. ...		1	
9/15/35261	X42629		Washer, joint copper ...		1	} Manifold to block
	1053Z22	B13	Bolt, $\frac{3}{8}$ " dia., UFB106/22P ...		12	
	4971Z4A		Lockwasher, $\frac{3}{8}$ " plain ...		12	
9/15/84499	1084Z10		Stud, $\frac{3}{8}$ " dia. \times $1\frac{1}{4}$ " long, UNF, special ...		2	} Elbow to manifold
	1078Z6		Nut, $\frac{3}{8}$ " dia., UNF ...		2	
	4971Z4A		Lockwasher, $\frac{3}{8}$ " plain ...		2	
9/15/84500	314078	C4	Timing back plate ...		1	} Timing backplate
9/15/84501	272K11		Joint ...		1	

B.R. Cat. No.	Leyland or Albion Basic Part No.	Illustn. Ref. No.	Description	Used On Engine No.	No. Reqd. Per Unit	Remarks
9/15/84502	513631		Screw, $\frac{3}{16}$ " dia. \times $\frac{3}{8}$ " long, UNF, drilled head		2	} Timing backplate to block
9/15/84503	1103Z4		Screw, $\frac{3}{16}$ " dia. \times 1" long, c'sk head, special		2	
9/15/84504	539263		Timing pointer		1	
9/15/84505	113K17	C5	Camshaft		1	
9/15/84506	9389Z9	C6	Key		2	Oil pump spiral gear Camshaft gear
9/15/84507	9388Z85	D2	Key		1	
9/15/84508	1087Z51		Stud, $\frac{5}{8}$ " dia. \times 3" long, UNF, special		1	
9/15/84509	1873Z343		Mills pin		1	Fixing stud
9/15/84510	1131Z12		Washer, $\frac{1}{4}$ " i/dia., special		1	
9/15/84511	1050Z20		Nut, $\frac{5}{8}$ " dia., UNF, special		1	
	9385Z45		Split pin		1	
9/15/84512	512K22	D3	Oil pump spiral gear		1	Front
9/15/84513	512K23	E1	Oil pump spiral gear		1	Rear
9/15/84514	436K27	C7	Camshaft gear		1	
9/15/84515	611K14	C8	Thrust washer		1	At front of shaft
	1062Z7	E2	Screw, $\frac{3}{8}$ " dia. \times $\frac{7}{8}$ " long, UFS106/7P		6	} Oil pump thrust housing
	1108Z6		Lockwasher		6	
9/15/84516	1032Z16	C10	Bolt, $\frac{3}{8}$ " dia. \times 3.95" long, UNF, special		2	} Carrying hub for gear
9/15/84517	299965	C11	Nut, $\frac{3}{8}$ " dia., UNF, castle, special		2	
	9385Z28		Split pin		2	
9/15/35317	234853	C12	Spindle		2	} Hub for gear
9/15/35030	233364	C13	Bush		2	
9/15/35333	233365	C14	Thrust washer		4	
9/15/35332	234856	C15	Washer, special		2	
9/15/84518	436K28	C16	Intermediate gear—between crankshaft and camshaft		1	
9/15/84519	436K29	A8	Intermediate gear—between crankshaft and fuel pump drive		1	
9/15/84520	451K12	E3	Thrust housing		2	} Oil pump drive
9/15/84521	1134Z31	E4	Joint		2	
9/15/84522	1041Z19	E5	Bush, in housing		2	
9/15/84523	440K16	E6	Driving spindle		2	
9/15/84506	9389Z9	E7	Key in spindle		2	
9/15/84524	261K11	E8	Coupling tongue		2	
9/15/84525	512K20		Oil pump driving gear		1	Front, main Rear, scavenge
9/15/84526	512K21	E9	Oil pump driving gear		1	
9/15/84527	276K11	B14	Oil relief valve body		1	
9/15/84528	2205Z13	B15	Joint, for oil relief valve body		1	
9/15/84529	116K12	B16	Oil relief valve		1	
9/15/35325	2605I3	B17	Spring		1	
9/15/84530	457K16	B18	Cover		1	For valves
9/15/84528	2205Z13	B19	Joint, valve cover		1	
9/15/84531	5390I0	A9	Water pipe, complete		1	Pump to crankcase
9/15/35258	13834		Plug, $\frac{1}{2}$ " dia., B.S.P.		1	
9/15/35261	X42629		Washer, joint, copper		1	For plug
CRANKSHAFT MAIN BEARING BUSHES						
Front and rear bush, top half						
9/15/84476	121K15	A9	Standard size		2	
9/15/85098	121K23		Undersize .010"		2	
9/15/85099	121K25		Undersize .020"		2	
9/15/85105	121K27		Undersize .030"		2	

CRANKCASE

Leyland Section PL.23039

B.R. Cat. No.	Leyland or Albion Basic Part No.	Illustrn. Ref. No.	Description	Used On Engine No.	No. Reqd. Per Unit	Remarks
9/15/85106	121K29		Undersize .040"...		2	
9/15/85107	121K31		Undersize .050"...		2	
			Front and rear bush, bottom half			
9/15/85108	121K71	A10	(121K16) with dowel, standard size ...		2	
9/15/85109	121K72		(121K24) with dowel, undersize .010"		2	
9/15/85110	121K73		(121K26) with dowel, undersize .020"		2	
9/15/85111	121K74		(121K28) with dowel, undersize .030"		2	
9/15/85112	121K75		(121K30) with dowel, undersize .040"		2	
9/15/85113	121K76		(121K32) with dowel, undersize .050"		2	
			Centre bush, top half			
9/15/84480	121K19	A12	Standard size ...		1	
9/15/85114	121K39		Undersize .010"...		1	
9/15/85115	121K41		Undersize .020"...		1	
9/15/85116	121K43		Undersize .030"...		1	
9/15/85117	121K45		Undersize .040"...		1	
9/15/85118	121K47		Undersize .050"...		1	
			Centre bush, bottom half			
9/15/84481	121K20	A13	Standard size ...		1	
9/15/85119	121K40		Undersize .010"...		1	
9/15/85120	121K42		Undersize .020"...		1	
9/15/85121	121K44		Undersize .030"...		1	
9/15/85122	121K46		Undersize .040"...		1	
9/15/85123	121K48		Undersize .050"...		1	
			Intermediate bushes, top half			
9/15/84478	121K17	A14	Standard size ...		4	
9/15/85124	121K55		Undersize .010"...		4	
9/15/85125	121K57		Undersize .020"...		4	
9/15/85126	121K59		Undersize .030"...		4	
9/15/85127	121K61		Undersize .040"...		4	
9/15/85128	121K63		Undersize .050"...		4	
			Intermediate bushes, bottom half			
9/15/85129	121K77	A15	(121K18) with dowel ...		4	
9/15/85130	121K78		(121K56) with dowel, undersize .010"		4	
9/15/85131	121K79		(121K58) with dowel, undersize .020"		4	
9/15/85132	121K80		(121K60) with dowel, undersize .030"		4	
9/15/85133	121K81		(121K62) with dowel, undersize .040"		4	
9/15/85134	121K82		(121K64) with dowel, undersize .050"		4	
			Centre bush with +.020" oversize thrust			
9/15/85135	121K149	A16	Top half, .010" undersize ...			
9/15/85136	121K150		Top half, .030" undersize ...			
9/15/85137	121K151		Top half, .050" undersize ...			
9/15/85138	121K152		Bottom half, .010" undersize ...			
9/15/85139	121K153		Bottom half, .030" undersize ...			
9/15/85140	121K154		Bottom half, .050" undersize ...			

CYLINDER HEAD
Leyland Section PL.23040

B.R. Cat. No.	Leyland or Albion Basic Part No.	Illustn. Ref. No.	Description	Used On Engine No.	No. Reqd. Per Unit	Remarks
Cylinder Head.						
Unit R/ECH.2						
(Arrangement Part No. 314121)						
9/15/84954	101K39	F1	Cylinder head, complete with valve guides, etc.		2	
9/15/84534	104K13	A17	Joint		2	Cylinder head
9/15/84535	1808Z120	F2	Core plug		10	Top and rear side faces
9/15/35101	121421	B59	Dowel		4	For rocker bracket
9/15/84536	247K14	F3	Sleeve		6	For injector nozzle holder
9/15/84537	132K12	F4	Valve guide		12	
9/15/84538	114K13	F5	Valve seat		6	Inlet
9/15/84538	114K17		Valve seat		6	Alternative to 114K13
9/15/84540	110K12	F6	Valve seat		6	Exhaust
	110K16		Valve seat		6	Alternative to 110K12
9/15/84468	1084Z14	} F7	Stud, $\frac{1}{8}$ " dia. \times $1\frac{3}{4}$ " long, UNF, special ...		12	} Exhaust manifold
9/15/84542	1050Z14		Nut, $\frac{1}{8}$ " dia., UNF \times $\frac{1}{8}$ " thick, brass, special		12	
	X75949		Washer, $\frac{1}{8}$ " dia., Kolok		12	
9/15/84468	1084Z14	} F8	Stud, $\frac{1}{8}$ " dia. \times $1\frac{3}{4}$ " long, UNF, special ...		8	} Inlet manifold
9/15/84543	1084Z16		Stud, $\frac{1}{8}$ " dia. \times 2" long, UNF, special ...		4	
	1050Z14	} F8	Nut, $\frac{1}{8}$ " dia., UNF		12	} Inlet manifold
	4971Z4A		Lockwasher, $\frac{3}{8}$ " plain		12	
9/15/84544	1119Z3	F9	Stud, $\frac{1}{8}$ " dia. \times 5-15" long, UNF, special ...		6	Injector clamps
9/15/84545	1119Z2	F10	Stud, $\frac{1}{8}$ " dia. \times 4-30" long, UNF, special ...		6	Rocker shaft
	1078Z8		Nut, $\frac{1}{8}$ " dia., UNF		12	
	4970Z6		Lockwasher, $\frac{1}{2}$ " positive		12	
9/15/84472	1084Z11	} F11	Stud, $\frac{1}{8}$ " dia. \times $1\frac{3}{4}$ " long, UNF, special ...		8	} Lifting flanges
	1078Z6		Nut, $\frac{1}{8}$ " dia., UNF		8	
	4970Z4		Lockwasher, $\frac{3}{8}$ " positive		8	
9/15/84546	1149Z1	F12	Lifting flange		4	For cylinder head
9/15/84547	456K29	F13	Cover plate		4	
9/15/84548	1134Z29		Joint		4	Cover plate
	1062Z6	} F14	Screw, $\frac{3}{8}$ " dia. \times $\frac{3}{4}$ " long, UFS106/6P ...		8	} Cover plate
	4970Z4		Lockwasher, $\frac{3}{8}$ " positive		8	
9/15/84549	103K14	F15	Distance piece		2	Valve cover
9/15/84550	111K12	F16	Joint, valve cover distance piece		2	
9/15/84551	1084Z26	A20	Stud, $\frac{1}{8}$ " dia. \times $3\frac{1}{4}$ " long, UNF, special ...		14	} Valve cover to distance piece
9/15/84961	1050Z23	A21	Nut, $\frac{1}{8}$ " dia., UNF		14	
	1642Z2	F17	Screw, $\frac{1}{8}$ " dia. \times $\frac{7}{8}$ " long, UNF, socket, special		20	Distance piece to cylinder head
9/15/84553	102K19	F18	Valve cover		2	
9/15/84554	112K13	F19	Joint		2	Valve cover
9/15/40519	529929		Monogram plate, B.U.T.		1	On front cover
9/15/84555	8803Z207		Instruction plate		1	On rear cover
	9300Z313		Screw, No. 2 B.A. \times $\frac{1}{4}$ " long, snap head, brass N.P.		8	For plates
9/15/84557	164K17		Breather pipe		1	
9/15/33035	227918		Air and oil separator		2	

CYLINDER HEAD

Leyland Section PL.23040

B.R. Cat. No.	Leyland or Albion Basic Part No.	Illustn. Ref. No.	Description	Used On Engine No.	No. Reqd. Per Unit	Remarks
9/15/33008	227919		Joint, air and oil separator		4	
	1052Z22		Bolt, $\frac{5}{16}$ " dia., UFB105/22P		6	} Breather pipe to valve covers
	4970Z3A		Lockwasher, $\frac{5}{16}$ " positive		6	
9/15/84558	303432		Breather, complete		2	
9/15/84559	150K17	B20	Exhaust manifold		1	Front
9/15/84560	150K18	B21	Exhaust manifold		1	Rear
9/15/84561	175K13		Manifold adapter		1	
9/15/84562	71335A2		Sealing ring		4	
9/15/84563	156K14	B22	Joint		6	For manifold
9/15/84274	1145Z2		Joint		1	Exhaust pipe flange
9/15/84564	148K16	B23	Inlet manifold		1	
9/15/84563	156K14	B24	Joint		6	Inlet manifold
9/15/84565	1083Z10		Stud, $\frac{5}{16}$ " dia. \times $1\frac{1}{2}$ " long, UNF, special		4	} Breather pipe facings
	1078Z5		Nut, $\frac{5}{16}$ " dia., UNF		4	
	4970Z3A		Lockwasher, $\frac{5}{16}$ " positive		4	
9/15/84566	1941Z39		Blind flange		2	Breather pipe facings
9/15/84567	2205Z8		Joint		2	For flange
9/15/84568	242K11	F20	Valve		6	Inlet
9/15/84569	136K13	F21	Valve		6	Exhaust
9/15/84570	245K11	F22	Cap		12	For spring
9/15/40024	190832	F23	Seal		12	On valve stem
9/15/40005	236541	F24	Valve cone		24	Halves
9/15/84571	243K12	F25	Valve spring		12	Inner
9/15/84572	243K11	F26	Valve spring		12	Outer
9/15/39994	191286	F27	Cap		12	On valve stem
9/15/84573	262K11	F28	Push rod, complete		12	
9/15/84574	227751	A18	Tappet		12	
9/15/84575	135K13	F29	Rocker shaft		2	
9/15/40048	60207	F30	Welch washer, $\frac{5}{8}$ " dia., special		4	At end of shaft
9/15/84576	124K12	F31	Bracket		6	For shaft
9/15/84577	1031Z5	B25	Locating screw		2	In rear brackets
	4970Z3A		Lockwasher, $\frac{5}{16}$ " positive, for screws		2	
9/15/84578	169K14	F32	Valve rocker		12	
9/15/40038	227737	F33	Adjusting screw		12	Ball end
	294921	F34	Locknut, $\frac{1}{2}$ " dia., B.S.F.		12	For adjusting screw
9/15/40043	60166	F35	Spring		4	Centre
9/15/40045	60186	F36	Spring		4	End
9/15/40047	60143	F37	Washer, $\frac{3}{8}$ " i/dia., special		12	At rocker
9/15/40046	60142	F38	Washer, $\frac{7}{8}$ " i/dia., special		4	For circlip
	60112	F39	Circlip, ex $\cdot 825$ " i/dia. \times $\cdot 048$ " dia. (section)		4	
9/15/84579	246K11	F40	Decompressor shaft		2	
9/15/84580	516K14		Locating plunger		2	For shaft
9/15/40044	12373	F41	Spring plunger		2	For plunger
9/15/40034	231490	F42	Decompressor lever		2	
	1051Z14		Bolt, $\frac{1}{4}$ " dia., UNF, UFB104/14P		2	} For lever
	1078Z4	F43	Nut, $\frac{1}{4}$ " dia., UNF		2	
	4970Z13		Lockwasher, $\frac{1}{4}$ " positive		2	
9/15/85288	114K20		Seat, valve, inlet (+ $\cdot 020$ ")		6	
9/15/85289	114K23		Seat, valve, inlet (+ $\cdot 050$ ")		6	
9/15/85292	114K19		Seat, valve, exhaust (+ $\cdot 020$ ")		6	
9/15/85293	114K22		Seat, valve, exhaust (+ $\cdot 050$ ")		6	
9/15/85294	SUN729		Joints, top overhaul set		as reqd.	

CRANKSHAFT

Leyland Section PL.23041

B.R. Cat. No.	Leyland or Albion Basic Part No.	Illustn. Ref. No.	Description	Used On Engine No.	No. Reqd. Per Unit	Remarks
Crankshaft. Unit R/ECS.2						
(Arrangement Part No. 314117)						
VARIATIONS FOR R/E.900/8 ENGINES— SEE OVERLEAF						
9/15/84582	117K16	A19	Crankshaft		1	
9/15/30513	191198	A22	Oil plug		12	In crankpins Plugs to crankpins
9/15/84583	1119Z7		Stud, $\frac{3}{8}$ " dia. \times 4 $\frac{7}{8}$ " long, UNF, special ...		6	
	299006		Nut, $\frac{3}{8}$ " dia., UNF, slotted, special ...		12	
	9385Z5		Split pin		12	
9/15/84584	1119Z4	A23	Stud		1	In crankshaft fixing nut
9/15/84585	1873Z270		Mills pin		1	
9/15/84586	1131Z42	A24	Washer, $\frac{5}{8}$ " i/dia., special		1	
9/15/84587	1050Z19	A25	Nut, $\frac{7}{8}$ " dia., UNF, special		1	
9/15/84588	9388Z121	A26	Key		1	For crankshaft gear For hub
9/15/84589	9388Z140	A27	Key		1	
9/15/84590	436K26	A28	Crankshaft gear		1	
9/15/84591	406K14	A29	Oil thrower		1	Front
9/15/84592	305K11	A30	Hub		1	For crankshaft, inner
9/15/84588	9388Z121	A31	Key		1	In hub, outer
9/15/84593	305K12	A32	Hub		1	For crankshaft, outer
9/15/84594	285K11	A33	Distance piece		1	Inner
9/15/84595	285K12	A34	Distance piece		1	Outer
9/15/84596	1031Z10	A35	Bolt, $\frac{7}{16}$ " dia. \times 2.625" long, UNF, special...		8	In hub fixing damper
	4970Z5A		Lockwasher, $\frac{7}{16}$ " positive, for screws ...		8	
9/15/84597	185K17	A36	Starter ring		1	
9/15/84598	54078C	A37	Damper		1	Holmes "Holset"
9/15/84599	406K15	A38	Oil thrower		1	Rear
9/15/84600	271K11	A39	End cover		1	Crankcase
9/15/84501	272K11	A40	Joint		1	
9/15/84601	9204Z218	A41	Oil seal, Gaco MIS 60		1	In cover
	1053Z22		Bolt, $\frac{3}{8}$ " dia., UFB106/22P		16	End cover and sup- port plate to crankcase
	4970Z4		Lockwasher, $\frac{3}{8}$ " positive		16	
9/15/84602	1032Z19	A42	Bolt, $\frac{3}{8}$ " dia. \times 3.125" long, UNF, special...		8	Flywheel to crankshaft
9/15/84511	1050Z20		Nut, $\frac{3}{8}$ " dia., UNF, special		8	
	9385Z45		Split pin		8	
	315152		Flywheel casing		1	
9/15/84603	539210		Joint		1	Casing to crankshaft
9/15/84604	534164		Joint		1	Rear casing to fly- wheel casing
9/15/30535	UFB106/7R		Bolt, $\frac{3}{8}$ " dia. \times $\frac{7}{8}$ " long, UNF		15	Starter ring to casing
	257686		Tab washer		15	
9/15/84605	539354		Bolt, $\frac{3}{8}$ " dia. \times 1 $\frac{1}{4}$ " long, UNF, special ...		30	Rear casing to fly- wheel casing
9/15/84606	534165		Bearing housing		1	
9/43/34072	510059		Roller bearing		1	Hoffmann R325
9/43/34072	510060		Roller bearing		1	R. & M. MRJ25 alter- native to 510059
	276018		Seeger circlip, internal, 62 mm.		1	
9/15/84607	299966		Setscrew, $\frac{5}{16}$ " dia. \times $\frac{3}{4}$ " long, UNF, special		4	Bearing housing to flywheel

CRANKSHAFT

Leyland Section PL.23041

B.R. Cat. No.	Leyland or Albion Basic Part No.	Illustn. Ref. No.	Description	Used On Engine No.	No. Reqd. Per Unit	Remarks
			When this unit is used on R/E.900/8 engine the following variations occur:—			
9/15/84603	315152		Flywheel casing is replaced by		1	
9/15/84665	314800		Adapter plate		1	
			The following parts are not fitted:—			
	539210		Joint		1	
	534165		Spigot bearing housing		1	
	510059		Roller bearing, Hoffmann R.325		1	
	276018		Seeger circlip, 62 mm., internal type		1	
9/15/84607	299966		Setscrew, $\frac{5}{16}$ " dia., UNF		4	
			The following parts are additional:—			
9/15/84666	316055		Bolt, $\frac{3}{8}$ " dia. \times $1\frac{5}{8}$ " long, UNF, special		15	} Starter ring to adaptor plate and flywheel
9/15/30535	257686		Tab washer		15	
	X75920		Plain washer, $\frac{3}{8}$ " dia.		15	
	UFN406/P		Nut, $\frac{3}{8}$ " dia., UNF, slotted		15	
9/15/35037	60284		Dowel		1	

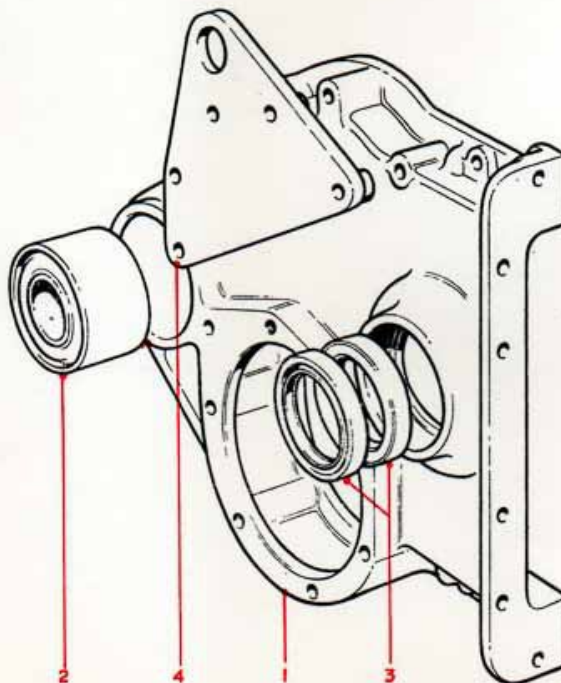
PISTON CONNECTING AND ROD

Leyland Section PL.23042

B.R. Cat. No.	Leyland or Albion Basic Part No.	Illustn. Ref. No.	Description	Used On Engine No.	No. Reqd. Per Unit	Remarks
Piston and Connecting Rod. Unit R/ECN.						
9/15/84977	115K27		Piston assembly		6	
9/15/84978	115K26	A43	Piston, Wellworthy		6	
9/15/84610	227K12	B26	Piston ring, compression, top		6	
9/15/84611	227K13	B27	Piston ring, compression, second and third		12	
9/15/84612	227K14	B28	Piston ring, scraper, fourth and bottom		12	
9/15/84613	250K11	B29	Piston pin, gudgeon		6	
9/15/85277	9211Z75	A44	Circlip, special		12	For piston pin
9/15/84614	252K12		Connecting rod assembly (252K11), complete with cap less big end bushes		6	
9/15/84615	252K11	B30	Connecting rod and cap		6	
9/15/84616	254K11	B31	Bush, small end		6	
9/15/84617	253K11	B32	Bolt, $\frac{1}{8}$ " dia., B.S.F., cap to rod, special		12	
9/15/84618	1129Z3		Nut, for bolt, $\frac{1}{8}$ " dia., B.S.F., slotted, special		12	
	9385Z47	B33	Split pin		12	
9/15/84619	129K12		Bush, big end (half bearing), top and bottom standard size		12	
9/15/84620	129K13		Bush, big end (half bearing,) top and bottom undersize .010"		12	
9/15/84621	129K14		Bush, big end (half bearing), top and bottom —undersize .020"		12	
9/15/84622	129K15		Bush, big end (half bearing), top and bottom —undersize .030"		12	
9/15/84623	129K16		Bush, big end (half bearing), top and bottom —undersize .040"		12	
9/15/84624	129K17		Bush, big end (half bearing), top and bottom —undersize .050"		12	
9/15/84979	115K31		Piston, Specialloid, alternative		6	
9/15/85164	254K13		Bush, small end, .010" oversize on outside diameter		6	
	9300Z358		Screw, locating, 2 B.A.		6	For small end bush

TIMING CASE
Leyland Section PL.23043

B.R. Cat. No.	Leyland or Albion Basic Part No.	Illustn. Ref. No.	Description	Used On Engine No.	No. Reqd. Per Unit	Remarks
Timing Case. Unit R/ETC.2 (Arrangement Part No. 314076)						
9/15/84625	316517		Timing case, complete		1	
9/15/84626	314070	1	Timing case		1	
9/15/84162	314074	2	Bush		1	Metallastik No. 13/1136/1
9/15/84627	131K14		Joint		1	
9/15/84628	9204Z89	3	Oil seal, Gaco Ref. G400300		2	
9/15/84629	241K12		Joint		1	Compressor facing
9/15/84630	314286	4	Lifting plate		1	
9/15/84472	1084Z11		Stud, $\frac{3}{8}$ " dia. \times 1 $\frac{1}{2}$ " long, UNF, special		2	} Compressor facing
	1078Z6		Nut, $\frac{3}{8}$ " dia., UNF		2	
	4971Z4A		Lockwasher, $\frac{3}{8}$ " plain		2	} Compressor facing
9/15/84631	1053Z53		Bolt, $\frac{3}{8}$ " dia. \times 3 $\frac{7}{8}$ " long, UNF, special		5	
	1078Z6		Nut, $\frac{3}{8}$ " dia., UNF		2	} Compressor facing
	4971Z4A		Lockwasher, $\frac{3}{8}$ " plain		3	
	4970Z4		Lockwasher, $\frac{3}{8}$ " positive		2	} Timing case to backplate
	1078Z6		Nut, $\frac{3}{8}$ " dia., UNF		2	
	1108Z6		Lockwasher		2	} Timing case to crankcase
	1053Z11		Bolt, $\frac{3}{8}$ " dia., UFB106/11P		4	
	1108Z6		Lockwasher, $\frac{3}{8}$ " shakeproof		7	} Timing case to crankcase
	UFB106/30		Bolt, $\frac{3}{8}$ " dia. \times 3 $\frac{3}{4}$ " long, UNF		5	



TYPICAL ILLUSTRATION

B.R. Cat. No.	Leyland or Albion Basic Part No.	Illust. Ref. No.	Description	Used On Engine No.	No. Reqd. Per Unit	Remarks
Sump. Unit R/ES.2 (Arrangement Part No. 314114)						
9/15/84633	141K14	D4	Bottom cover		1	Front
9/15/84634	141K15	A45	Bottom cover		1	Rear
9/15/84635	142K13	D5	Joint		1	Cover to crankcase
9/15/84636	142K14	A46	Joint <i>... sump. half ... middle</i>		1	Front to rear cover
9/15/33043	60544		Dowel		2	Fuel pump bracket
9/15/84637	314119		Cover plate		1	Oil filler rear facing
9/15/84638	538863		Joint, cover plate		1	
	1062Z5		Screw, $\frac{3}{16}$ " dia. \times $\frac{5}{8}$ " long, UFS106/5P ...		4	} Plate to bottom cover
	4971Z4A		Lockwasher, $\frac{3}{16}$ " Grover		4	
9/15/84640	539057		Joint		1	For top oil filler facing
	UFS106/8R	} B34	Screw, $\frac{3}{16}$ " dia. \times 1" long, UNF		4	} Fuel filter bracket to bottom cover
	X75949		Lockwasher, $\frac{3}{16}$ " dia., Kolok		4	
	UFS105/8R	}	Screw, $\frac{5}{16}$ " dia. \times 1" long, UNF		2	} Bottom cover rear
	X75948		Lockwasher, $\frac{5}{16}$ " dia., Kolok		2	
9/15/84641	510764		Cover plate		1	
9/15/33008	227919		Joint, cover plate		1	
	1061Z5	} G1	Screw, $\frac{5}{16}$ " dia. \times $\frac{5}{8}$ " long, UFS105/5P ...		3	} Plate to bottom cover
	4970Z3A		Lockwasher, $\frac{5}{16}$ " positive		3	
9/15/84642	1083Z12	}	Stud, $\frac{5}{16}$ " dia. \times $1\frac{1}{2}$ " long, UNF, special ...		18	} Sump to bottom cover
	1078Z5		Nut, $\frac{5}{16}$ " dia., UFN105/A		18	
	4970Z3A	} D6	Lockwasher, $\frac{5}{16}$ " positive		18	} Dynamo drive facing
9/15/84643	1083Z14		Stud, $\frac{5}{16}$ " dia. \times $1\frac{3}{4}$ " long, UNF, special ...		4	
	1078Z5	}	Nut, $\frac{5}{16}$ " dia., UFN105/A		4	} Fuel pump drive facing
	4970Z3A		Lockwasher, $\frac{5}{16}$ " positive		4	
9/15/84643	1083Z14	}	Stud, $\frac{5}{16}$ " dia. \times $1\frac{1}{2}$ " long, UNF, special ...		4	} Fuel pump drive facing
	1078Z5		Nut, $\frac{5}{16}$ " dia., UFN106/A		4	
	4970Z3A	}	Lockwasher, $\frac{5}{16}$ " Grover		4	} Front cover, fuel pump drive
9/15/84471	1084Z12		Stud, $\frac{5}{16}$ " dia. \times $1\frac{1}{2}$ " long, UNF, special ...		8	
	1078Z6	}	Nut, $\frac{5}{16}$ " dia., UFN106/A		8	} Oil filter facing
	4971Z4A		Lockwasher, $\frac{5}{16}$ " Grover		8	
9/15/84471	1084Z12	} D7	Stud, $\frac{5}{16}$ " dia. \times $1\frac{1}{2}$ " long, UNF, special ...		4	} Oil filter facing
	1078Z6		Nut, $\frac{5}{16}$ " dia., UFN106/A		4	
	4971Z4A	}	Lockwasher, $\frac{5}{16}$ " Grover		4	} Water pump facing
9/15/84468	1084Z14		Stud, $\frac{5}{16}$ " dia. \times $1\frac{3}{4}$ " long, UNF, special ...		4	
	1078Z6	} G2	Nut, $\frac{5}{16}$ " dia., UFN106/A		4	} Fuel pump drive facing
	4971Z4A		Lockwasher, $\frac{3}{16}$ " Grover		4	
9/15/84499	1084Z10	}	Stud, $\frac{5}{16}$ " dia. \times $1\frac{1}{4}$ " long, UNF, special ...		4	} Fuel filter facing
	1078Z6		Nut, $\frac{5}{16}$ " dia., UFN106/A		4	
	4971Z4A	}	Lockwasher, $\frac{3}{16}$ " Grover		4	} Fuel pump bracket facing
9/15/84644	1086Z16		Stud, $\frac{1}{2}$ " dia. \times 2" long, UNF, special ...		4	
	1078Z8	}	Nut, $\frac{1}{2}$ " dia., UFN108/A		4	} Fuel pump bracket facing
	4971Z13		Lockwasher, $\frac{1}{2}$ " plain		4	
	1053Z10	} G3	Bolt, $\frac{5}{16}$ " dia., UFB106/10P		7	} Front and rear portions together
	1078Z6		Nut, $\frac{5}{16}$ " dia., UFN106/A		7	
	4971Z4A	}	Lockwasher, $\frac{5}{16}$ " Grover		7	} Bottom cover to timing case
	1053Z12		Bolt, $\frac{5}{16}$ " dia., UFB106/12P		6	
	1078Z6	} A47	Nut, $\frac{5}{16}$ " dia., UFN106/A		6	} Bottom cover to timing case
	4971Z4A		Lockwasher, $\frac{5}{16}$ " Grover		6	

SUMP

Leyland Section PL.23044

B.R. Cat. No.	Leyland or Albion Basic Part No.	Illustn. Ref. No.	Description	Used On Engine No.	No. Reqd. Per Unit	Remarks
	1062Z9		Screw, $\frac{3}{8}$ " dia. \times $1\frac{1}{8}$ " long, UFS106/9P ...		4	} Bottom cover to crankcase end cover
	4971Z4A		Lockwasher, $\frac{3}{8}$ " Grover		4	
9/15/84648	12215C	B35	Sump		1	
9/15/84649	33569A	B36	Joint, sump		1	
9/15/84650	1808Z79B	} B37	Drain plug		2	
9/15/84651	1876Z723		Joint, drain plug		2	
9/15/84652	1082Z26	} D8	Stud, $\frac{1}{4}$ " dia. \times $3\frac{1}{2}$ " long, UNF, special ...		4	} Filter cover to sump
	1078Z4		Nut, $\frac{1}{4}$ " dia., UNF		4	
	9384Z2		Washer, $\frac{1}{4}$ " plain		4	
	4970Z13		Lockwasher, $\frac{1}{4}$ " positive		4	
9/15/84653	33567A	D9	Filter box		1	
9/15/84654	A53347	D10	Oil filter, complete		1	Upper
9/15/84655	B53347	D11	Oil filter, complete		1	Lower
9/15/84656	33568B	D12	Filter cover		1	
	1051Z18	} B38	Bolt, $\frac{1}{4}$ " dia., UFB104/18P		10	} Filter to box
	1078Z4		Nut, $\frac{1}{4}$ " dia., UNF		10	
	9384Z2		Washer, $\frac{1}{4}$ " plain		20	
	4970Z13		Lockwasher, $\frac{1}{4}$ " positive		10	
9/15/84658	317882		Filler cap, complete, etc.		1	
9/15/33211	246793		Filler cap, complete		1	
9/15/33213	245801		Filler cap		1	
9/15/33230	246799		Washer		1	
9/15/33215	246800		Retainer		1	
9/15/33216	K5880		Screw, 2 B.A. \times $\frac{1}{2}$ " long, c'sk. head ...		1	
	X40849		Nut, 2 B.A.		1	
9/15/84659	317883		Lifting handle		1	
9/15/33232	246796		Anchor pin		1	
9/15/84660	9422Z9		Joint		1	Oil pipe to bottom cover
9/15/33250	258900		Joint		1	Oil pipe to filler body
9/15/84661	246795		Pivot pin		1	} Filler cap to body
	K5665		Split pin, $\frac{5}{64}$ " dia. \times $\frac{3}{4}$ " long		2	
9/15/33285	246797		Spring		2	} Oil filler cap
9/15/33270	246798		Anchor pin		1	
	X75962		Washer, $\frac{5}{16}$ " dia., Thackeray		2	Filler body
	UFN106/P		Nut, $\frac{3}{8}$ " dia., UNF		4	} Filler body to pipe
	X75962		Washer, $\frac{3}{8}$ " dia., Thackeray... ..		4	
	X75962		Washer, $\frac{3}{8}$ " dia., Thackeray... ..		2	Filler lifting handle
9/15/84662	539015		Front cover		1	At fuel pump facing
9/15/84663	539013		Drive adapter		1	To fuel pump drive gear
9/15/84664	UFN105/6R		Setscrew, $\frac{5}{16}$ " dia. \times $\frac{3}{4}$ " long, UNF ...		4	} Adapter to gear
	539014		Locking plate		2	
9/15/58305	529262		Generator, Tachometer		1	Smiths M type MDG 23/4
9/15/58307	534514		Joint		1	For generator
9/15/84667	298812		Stud, $\frac{5}{16}$ " dia. \times 1.40" long, UNF, special...		3	} Generator to cover
	UFN105/P		Nut, $\frac{5}{16}$ " dia., UNF		3	
	X75961		Washer, $\frac{5}{16}$ " dia., Thackeray		3	
9/15/84668	513593		Setscrew, $\frac{3}{8}$ " dia. \times $1\frac{1}{8}$ " long, UNF, special		4	} Oil pipe to bottom cover
	X75962		Washer, $\frac{3}{8}$ " dia., Thackeray... ..		4	
9/15/84669	314573		Oil pipe, complete, 2" o/dia.		1	

SUMP
Leyland Section PL.23044

B.R. Cat. No.	Leyland or Albion Basic Part No.	Illustn. Ref. No.	Description	Used On Engine No.	No. Reqd. Per Unit	Remarks
9/15/84670	314574		Oil filler body, complete		1	
9/15/84671	314575		Oil filler body		1	
9/15/84471	1084Z12		Stud, $\frac{3}{8}$ " dia. \times $1\frac{1}{2}$ " long, UNF		4	
9/15/84672	314576		Dipstick, complete		1	
	UFBI06/32		Bolt, $\frac{3}{8}$ " dia. \times 4" long, UNF		2	Filler body to cylinder head

railcar.co.uk

B.R. Cat. No.	Leyland or Albion Basic Part No.	Illustr. Ref. No.	Description	Used On Engine No.	No. Reqd. Per Unit	Remarks
Water Pump.						
Unit R/EWP.3						
(Arrangement Part No. 546496)						
9/15/84673	546497		Water pump casing, complete...		1	
9/15/84674	546498	G4	Casing		1	
9/15/84565	1083Z10	G5	Stud, $\frac{5}{16}$ " dia. \times $1\frac{1}{4}$ " long, UNF ...		12	
9/15/84675	1083Z26		Stud, $\frac{5}{16}$ " dia. \times $3\frac{1}{4}$ " long, UNF ...		1	
9/15/84676	547044	G6	Stud, $\frac{5}{16}$ " dia. \times $3\frac{3}{4}$ " long, UNF ...		1	
	X75948		Washer, $\frac{5}{16}$ " dia., Kolok ...		14	
	1078Z5		Nut, $\frac{5}{16}$ " dia., plain, UFN105/A ...		14	
9/15/63030	534904	G7	Adapter, $\frac{1}{4}$ " dia. \times $\frac{3}{8}$ " B.S.P. ...		1	
9/15/84431	X84440		Washer, joint, copper ...		1	
9/15/84677	546500	G8	Joint		2	
9/15/84678	546499	G9	Inlet		1	Water pump
9/15/84679	211K13	G10	End cover		1	Water pump
9/15/84680	1133Z10	G11	Joint		1	End cover
9/15/84681	209K18	G12	Pump spindle		1	
9/15/84682	9389Z5	G13	Key		1	For impeller
	1131Z107		Washer, $\frac{3}{8}$ " dia., plain ...		1	
	1663Z6	G14	Nut, $\frac{3}{8}$ " dia., Simmonds, PP/D 126/11 ...		1	
9/15/84683	316216		Drip tray		1	
9/43/5964	5332Z25	G15	Ball bearing, Hoffmann type 320V3 ...		2	
9/15/84684	1037Z15	G16	Distance piece		1	
7/15/85276	9211Z69	G17	Circlip, special		1	
9/15/84685	1038Z18	G18	Distance piece		1	Between end cover and roller bearings
9/15/84686	9204Z208	G19	Oil seal, Gaco MIS.12		2	
9/15/84687	208K14	G20	Distance piece		1	
9/15/84688	9295Z12	G21	Rubbing washer		1	
9/15/84689	1634Z1	G22	Seal, Super oil seal, Drg. No. SCD.173/75...		1	Water pump
9/15/84690	264K12	G23	Thrust plate		1	
9/15/84691	1132Z10		Joint		1	Thrust plate
9/15/84692	227799	G24	Screw, 2 B.A. \times $\frac{1}{2}$ " long, S.S. special ...		4	Thrust plate to end cover
9/15/84693	208K13	G25	Distance piece		1	For impeller
9/15/84694	207K13	G26	Impeller		1	

OIL PUMP
Leyland Section PL.23046

B.R. Cat. No.	Leyland or Albion Basic Part No.	Illustr. Ref. No.	Description	Used On Engine No.	No. Reqd. Per Unit	Remarks
Oil Pump. Unit R/EOP.						
9/15/84695	127K13	E10	Oil pump body (127K12) with dowels ...		2	
9/15/84696	229585	E11	Dowel		4	In oil pump body locating cover
	1062Z7	E12	Screw, $\frac{3}{8}$ " dia. \times $\frac{7}{8}$ " long, UFS106/7P ...		6	Oil pump body to engine block
	4970Z4		$\frac{3}{8}$ " positive lockwasher		6	For screws
9/15/84697	119K13	E13	Oil pump spindle (119K12) with key ...		2	
	9389Z9	E14	Key, Woodruff No. 90		2	In spindle for gear
9/15/84698	470K24	E15	Gear on oil pump spindle		2	
9/15/84699	118K12	E16	Pin		2	For pump gear (idler)
9/15/84700	470K25	E17	Pump gear (idler)		2	
9/15/84701	212K13		Cover		1	For main oil pump
9/15/84702	212K14	E18	Cover		1	For scavenge oil pump
	1052Z24	E19	Bolt, $\frac{5}{16}$ " dia. \times 3" long, UFB105/24P ...		3	} Cover to main oil pump body
	1061Z7		Screw, $\frac{5}{16}$ " dia. \times $\frac{7}{8}$ " long, UFS105/7P ...		3	
	4970Z3A		$\frac{5}{16}$ " positive lockwasher		6	For screws
	1052Z16	E20	Bolt, $\frac{5}{16}$ " dia. \times 2" long, UFB105/16P ...		3	} Cover to scavenge oil pump body
	1052Z20	E21	Bolt, $\frac{5}{16}$ " dia. \times $2\frac{1}{2}$ " long, UFB105/20P ...		2	
	1061Z7	E22	Screw, $\frac{5}{16}$ " dia. \times $\frac{7}{8}$ " long, UFS105/7P ...		1	
	4970Z3A		$\frac{5}{16}$ " positive lockwasher		6	For screws
9/15/84707	149K24	E23	Pipe, main oil delivery, complete		1	
9/15/84708	149K26	E24	Pipe, scavenge		1	
9/15/84709	771K17	E25	Cage, for felt washer		1	
9/15/84710	940Z27	E26	Washer, felt on suction branch		1	

FUEL INJECTION PUMP

Leyland Section PL.23047

B.R. Cat. No.	Leyland or Albion Basic Part No.	Illustrn. Ref. No.	Description	Used On Engine No.	No. Reqd. Per Unit	Remarks
Fuel Injection Pump.						
Unit R/EFP.2						
(Arrangement Part No. 314201)						
9/15/84867	1659Z31	G27	Fuel pump, complete, C.A.V. type, fuel pump, N.N.L.6F90/167, governor, GRWB 24 (200-950), feed pump, DFP.3/2S ...		1	
9/15/84712	541823	G28	Lever, complete		1	Throttle
9/15/84713	307998		Control rod		1	Throttle
9/15/42103	184718		Ball joint, complete, $\frac{5}{16}$ "		2	
	FN205/L	G29	Locknut, $\frac{5}{16}$ " dia.		2	For ball joint
9/15/84714	152K19	G30	Fuel pump bracket		1	
9/15/84715	54203A	G31	Flywheel		1	For fuel pump
	1053Z18	B40	Bolt, $\frac{3}{8}$ " dia., UFB106/18P		2	} Pump to bracket
9/15/84717	1084Z51		Stud, $\frac{3}{8}$ " dia. \times $8\frac{3}{8}$ " long, UNF, special		2	
	1078Z6		Nut, $\frac{3}{8}$ " dia., UNF		2	Riveted to outer end of stud
	9384Z4		Washer, $\frac{3}{8}$ " dia., plain		8	Fitted under head of bolt
	4971Z4A		Lockwasher, $\frac{3}{8}$ " Grover		4	
	1078Z6		Nut, $\frac{3}{8}$ " dia., UNF		4	
	FN105/L		Nut, $\frac{5}{16}$ " dia., B.S.F.		2	} Ball joints
	X75961		Washer, $\frac{5}{16}$ " dia., Thackeray		2	

INJECTORS
Leyland Section PL.23048

B.R. Cat. No.	Leyland or Albion Basic Part No.	Illustn. Ref. No.	Description	Used On Engine No.	No. Reqd. Per Unit	Remarks
Injectors. Unit R/N.						
9/15/84718	9231Z18	F44	Nozzle and holder assembly, C.A.V. type ...		6	
9/15/85053	9232Z4		Nozzle, C.A.V. type BDLL140S6254 ...		6	
9/15/85054	9231Z19		Nozzle holder, C.A.V. type BKBL109S5063		6	
9/15/84719	300K11	F45	Oil seal, in nozzle and holder assembly ...		6	
9/15/84720	1131Z41	B41	Washer between nozzle holder and cylinder		6	
9/15/85055	140K23	B42	Pipe, fuel spill, gallery complete		1	
9/15/85056	173K17		Pipe, fuel spill, complete		1	Gallery (tee-piece on engine block) to non-return valve

railcar.co.uk

B.R. Cat. No.	Leyland or Albion Basic Part No.	Illustn. Ref. No.	Description	Used On Engine No.	No. Reqd. Per Unit	Remarks
Compressor.						
Unit R/ECR.3						
(Arrangement Part No. 314208)						
9/15/84723	1692Z28	C17	Air compressor, complete, with mounting bracket, Clayton Drg. No. PC.GA239/2...		1	
9/15/84724	314207		Oil supply pipe, complete		1	
9/15/84725	258K12	C18	Gear coupling		1	For compressor
9/15/84726	258K11	C19	Gear coupling		1	
9/15/84728	1061Z6	}C20	Screw, $\frac{5}{16}$ " dia. \times $\frac{3}{4}$ " long, UFS105/6P ...		4	} Gear coupling to camshaft gear
	1820Z642		Lockplate		4	
9/15/84729	314209		Adapter		1	} Oil supply pipe to return pipe elbow on heat exchanger
9/15/35261	X42629		Washer, joint, copper		1	

railcar.co.uk

OIL FILTER

Leyland Section PL.23050

B.R. Cat. No.	Leyland or Albion Basic Part No.	Illustn. Ref. No.	Description	Used On Engine No.	No. Req'd. Per Unit	Remarks
Oil Filter. Unit R/EOF.3 (Arrangement Part No. 314058)						
9/15/84730	1630Z1	D13	Centrifugal oil filter, complete, Glacier type G.F.29		1	
9/15/84660	9422Z9	D14	Joint		1	
9/15/84731	1871Z52A		Screwed connection		1	In filter
9/15/84732	721K253	D15	Steady bracket		1	At bottom cover
9/15/84733	721K254	D16	Steady bracket		1	At oil filter
9/15/84734	9294Z14	D17	Distance piece		2	Between brackets
	1052Z12	D18	Bolt, $\frac{5}{16}$ " dia., UFB105/12P		2	Steady brackets together
	1078Z5		Nut, $\frac{5}{16}$ " dia., UFN105/A		2	
	4970Z3A		Lockwasher, $\frac{5}{16}$ " positive		2	
9/15/84736	314057		Moniter block		1	
9/15/84737	314059		Pipe, complete, $\frac{3}{8}$ " o/dia.		1	Crankcase to moniter
9/15/84738	314060		Pipe, complete, $\frac{3}{8}$ " o/dia.		1	Moniter to filter
9/15/84739	240380		Adapter, $\frac{1}{4}$ " dia. \times $\frac{3}{8}$ " B.S.P.		1	Replaces plug in oil gallery
9/15/84440	1909Z81		Washer, joint		1	
9/15/33041	233512		Adapter, $\frac{3}{8}$ " B.S.P.		2	In moniter block
9/15/33051	X42628		Washer, joint, copper		2	
9/15/84740	232884		Oil pressure tap		1	
9/15/35158	145565		Washer, joint, copper		1	
9/15/56987	541432		Oil pressure switch, Smiths type X80808/11/6		2	

FUEL FILTER
Leyland Section PL.23051

B.R. Cat. No.	Leyland or Albion Basic Part No.	Illustr. Ref. No.	Description	Used On Engine No.	No. Reqd. Per Unit	Remarks
Fuel Filter. Unit R/EFF.2 (Arrangement Part No. 314120)						
9/15/84741	539807	B43	Pipe, complete, $\frac{3}{8}$ " o/dia.		1	Feed pump to filter
9/15/84742	539808	B44	Pipe, complete, $\frac{1}{2}$ " o/dia.		1	Filter to tee-piece
9/15/84743	539809	B45	Pipe, complete, $\frac{1}{2}$ " o/dia.		1	Tee-piece to fuel pump
9/15/84744	539810		Bleeder pipe, complete, $\frac{3}{16}$ " o/dia.		1	
9/15/84745	157K23	A48	Bracket, complete		1	Fuel filter
9/15/42180	259718	B46	Gravity vent valve, complete		1	
9/15/84746	1656Z2	A49	Triple bowl fuel filter, C.A.V. type 3.F3/13		1	
9/75/9377			Plug in filter, C.A.V. type 7097/81B		1	
9/75/8380	529353		Washer, C.A.V. type 5339/308		1	
	UFB106/17R	} B47	Bolt, $\frac{3}{8}$ " dia. \times $2\frac{1}{8}$ " long, UNF		4	} Filter to bracket
	UFN106/P		Nut, $\frac{3}{8}$ " dia., UNF		4	
	X75949		Washer, $\frac{3}{8}$ " dia., Kolok		4	
9/15/84747	529190	B49	Tee-piece		1	
9/15/84748	539814	B48	Bracket		1	For tee-piece
9/15/33041	233512		Adapter, $\frac{3}{8}$ " B.S.P.		1	} To tee-piece
9/15/33051	X42628		Washer, joint, copper		1	
9/15/40021	131347		Washer, joint, copper		1	Gravity vent valve to tee-piece
9/15/84749	8904Z280		Banjo bolt		2	} Filter inlet and outlet
9/15/84750	1139Z17		Washer, joint, copper, special		4	

ANCILLARY EQUIPMENT

Leyland Section PL.23052

B.R. Cat. No.	Leyland or Albion Basic Part No.	Illustn. Ref. No.	Description	Used On Engine No.	No. Reqd. Per Unit	Remarks
Ancillary Equipment.						
Unit R/EAE.3						
(Arrangement Part No. 314129)						
9/15/41775	540829	1	Non-return valve, complete		1	
9/15/84751	267580		Valve body		1	
9/15/41783	267582		Valve		1	
9/15/41781	267579		Valve seat		1	
9/15/41779	540813		Valve outlet		1	
9/15/33051	X42628		Washer, joint, copper		2	
9/15/84752	539811		Pipe, complete, $\frac{3}{8}$ " o/dia.		1	Leak-off extension
9/15/84753	539813		Pipe, complete, $\frac{1}{2}$ " o/dia.		1	Fuel supply, bracket to feed pump
9/15/46832	534196		Fuel filter, complete		1	
9/15/46822	534198	2	Filter, C.A.V. type BF 11BS599		1	
9/15/84754	227535		Nut		2	
9/15/84755	227534		Nipple		2	
9/15/46833	534197	3	Fuel shut-off valve, complete		1	
9/15/46828	534199		Shut-off valve		1	
9/15/84754	227535		Nut		2	
9/15/84755	227534		Nipple		2	
9/15/84756	545275		Cable, complete		1	Engine connection
9/15/65662	545274		Cable		1	
9/15/65663	545272	4	"Niphan" plug, Simmonds and Stokes SPL N670/P/10 INS		1	
9/15/65664	130700		Grub screw		1	
9/15/84757	314130		Conduit and clips, complete		1	
9/15/84758	314136		Conduit, $\frac{5}{8}$ " dia.... ..		1	
9/15/84759	545010		Clip		2	
	X40536		Locknut, $\frac{3}{8}$ " dia., B.S.P.		1	} Non-return valve to bracket
	X75911		Washer, $\frac{1}{16}$ " dia., shakeproof internal		1	
9/15/84760	540814		Union, $\frac{1}{8}$ " B.S.P.		1	For union
9/15/35158	145565		Washer, joint, copper		1	
9/15/84761	541684		Fuel inlet elbow		1	} To fuel inlet elbow
9/15/33041	233512		Adapter, $\frac{3}{8}$ " B.S.P.		1	
9/15/33051	X42628		Washer, joint, copper		1	
	UFN108/P		Nut, $\frac{1}{2}$ " dia., UNF		1	
	X75908		Washer, $\frac{1}{2}$ " dia., shakeproof, internal		1	
9/15/84762	539812		Bracket		1	
9/15/84763	316991	5	Solenoid bracket		1	
9/15/84100	317534	6	Solenoid, C.A.V. type 263A-37M/24 v.		1	
9/15/84765	308286		Control rod		1	
9/15/84766	539091		Connector, $\frac{1}{4}$ " dia., B.S.F.		1	} Solenoid to stop lever
	FN204/L		Locknut, $\frac{1}{4}$ " dia., B.S.F.		2	
9/15/84767	227560		Ball joint, $\frac{1}{4}$ " B.S.F.		1	} To fuel pump stop lever
	FN104/L		Nut, $\frac{1}{4}$ " dia., B.S.F.		1	
	X75947		Washer, $\frac{1}{4}$ " dia., Kolok		1	

ANCILLARY EQUIPMENT

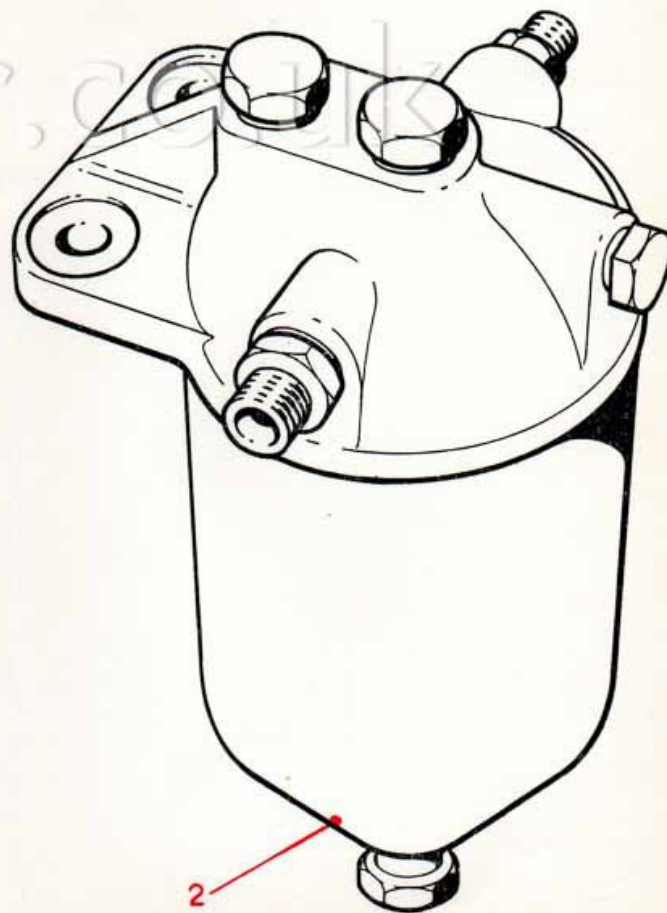
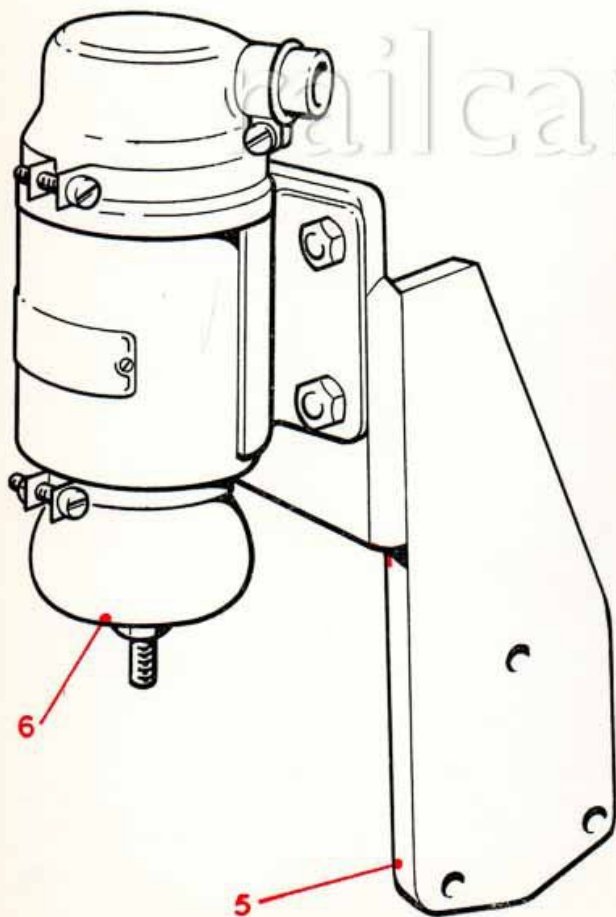
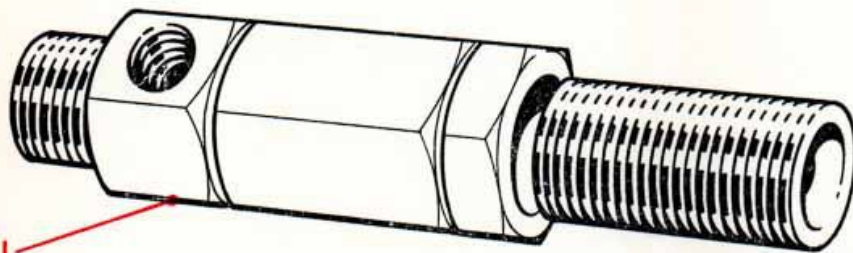
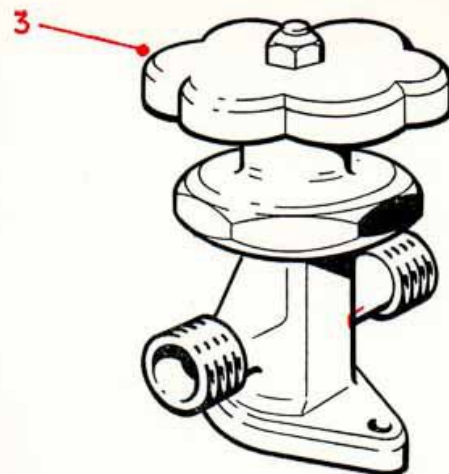
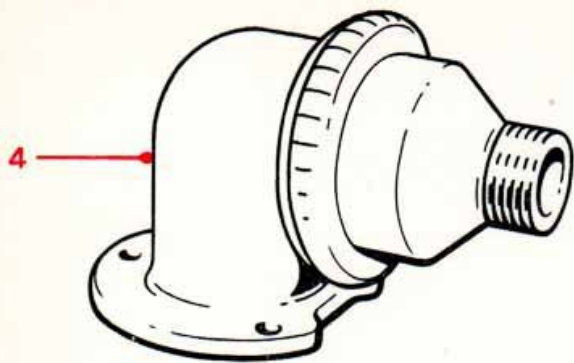
Leyland Section PL.23052

B.R. Cat. No.	Leyland or Albion Basic Part No.	Illustn. Ref. No.	Description	Used On Engine No.	No. Reqd. Per Unit	Remarks
9/15/84768	UFS105/6R	4	Setscrew, $\frac{5}{16}$ " dia. \times $\frac{3}{4}$ " long, UNF ...		4	} Solenoid to bracket
	UFN105/P		Nut, $\frac{5}{16}$ " dia., UNF		4	
	X75948		Washer, $\frac{5}{16}$ " dia., Kolok		4	
	545271		Niphan socket, Simmonds and Stokes type 678/AS/10 INS		1	
9/15/65666	520022/8		Ring lock bush, $\frac{1}{2}$ " dia., RL5		1	} Socket to mounting
	255809		Screw, 2 B.A. \times $\frac{5}{8}$ " long, cheese head		3	
	X40849		Nut, 2 B.A.		3	
	X75946		Washer, $\frac{3}{16}$ " dia., Kolok		3	
9/15/84770	314131		Conduit, $\frac{3}{8}$ " dia.		1	
9/15/84771	180887		Brass end, G.E.C. C6422		1	
9/15/84772	230062		Elbow, $\frac{3}{8}$ " conduit, G.E.C. C4192		2	
9/15/84773	180888		Locknut, $\frac{5}{8}$ " electric thread, G.E.C. 6552		4	$\frac{5}{8}$ " conduit
9/15/84774	180889		Coupling		1	$\frac{5}{8}$ " conduit
9/15/65667	545013		Screwed end		1	Niphan socket
9/15/65668	545014		Screwed end		1	Elbow
	314133		Cable, 35/012, single core		4	Switches
	314134		Cable, 35/012, single core		2	Solenoid
	314135		Cable, 35/012, single core		2	Tacho generator
	264740		Hellerman sleeve		8	
	515341/6		Rubber sleeve, Hellerman		4	For Niphan socket
	515341/6		Rubber sleeve, Hellerman		5	For Niphan plug
	294316		Terminals, 2 B.A.		4	For M type generator and solenoid

railcar.co.uk

Ancillary Equipment

Unit R/EAE.3



WATER PUMP DRIVE

Leyland Section PL.23053

B.R. Cat. No.	Leyland or Albion Basic Part No.	Illustn. Ref. No.	Description	Used On Engine No.	No. Reqd. Per Unit	Remarks
<p>Water Pump Drive. Unit R/WPD.I (Arrangement Part No. 314206)</p>						
9/15/84781	440K33	G32	Driving spindle		1	
9/15/84782	436K43	G33	Gear wheel		1	
9/15/84783	9388Z50	G34	Key		1	For gear wheel
9/43/32178	5539Z889	G35	Roller bearing, Hoffmann type R130 ...		1	Front
9/15/84784	446K26	G36	Housing		1	For bearing
9/15/84680	1133Z10	G37	Joint		1	Housing
9/43/5977	5332Z45	G38	Ball bearing, Hoffmann type 325V3 ...		1	Rear
9/15/84785	446K18	G39	Housing		1	For bearing
9/15/84680	1133Z10	G40	Joint		1	Housing
9/15/84786	1700Z20	G41	Driving flange		1	
9/15/84783	9388Z50	G42	Key		1	Driving flange
	1131Z107		Washer, $\frac{5}{8}$ " dia.		1	} Driving flange to spindle
9/15/84511	1050Z20	G43	Nut, $\frac{5}{8}$ " dia., UNF, special		1	
	9385Z45		Split pin		1	
9/15/84788	454K13	G44	Cover		1	For rear bearing
9/15/84789	9204Z210	G45	Oil seals, Gaco MIS. 18		2	
9/15/84680	1133Z10	G46	Joint, for cover		1	

ralcar.co.uk

STARTER MOTOR
Leyland Section PL.23054

B.R. Cat. No.	Leyland or Albion Basic Part No.	Illustrn. Ref. No.	Description	Used On Engine No.	No. Reqd. Per Unit	Remarks
Starter Motor. Unit R/SM.						
9/15/84790	274K13	B49	Starter bracket		2	
			Studs fixing brackets		2	
9/15/84791	9254Z8	B50	Electric starter, C.A.V. type U.624A-5 ...		2	
9/15/75492	513894		Pinion cover		2	For starters
	1052Z10		Bolt, $\frac{5}{16}$ " dia., UFB105/10P		2	Clamping covers to starters
	1078Z5		Nut, $\frac{5}{16}$ " dia., UNF, plain		2	For bolts
	4970Z3A		$\frac{5}{16}$ " positive lock washer		2	For bolts
9/15/84792	910K13	B52	Holding-on strap, top		4	
9/15/84793	910K14	B53	Holding-on strap, bottom		4	
9/15/84794	1117Z17	B54	Swivel pin in top strap		4	
9/15/84795	1117Z18	B55	Swivel pin in bottom strap		4	
9/15/84796	1084Z28		Stud, $\frac{3}{8}$ " dia. \times $3\frac{1}{2}$ " long, UNF, special ...		4	In swivel pin in top strap
9/15/84797	1820Z883	} B51	Washer, $\frac{3}{8}$ " i/dia., special		4	For studs
	1078Z6		Nut, $\frac{3}{8}$ " dia., plain, UFN106/A		8	For studs
9/15/84798	1117Z15	B56	Hinge pin		4	Straps to brackets
	9385Z5		Split pin		8	For hinge pin
9/15/84799			Dual starter switch, C.A.V. type BBNFA46T		1	

FUEL PUMP DRIVE
Leyland Section PL.23055

B.R. Cat. No.	Leyland or Albion Basic Part No.	Illustn. Ref. No.	Description	Used On Engine No.	No. Reqd. Per Unit	Remarks
Fuel Pump Drive. Unit R/EFD.						
9/15/84800	440K26 9389Z8	G47 G48	Driving spindle (440K21) with keys ... Key, Woodruff No. 80		1 2	
9/15/84811	1820Z784	G49	Washer, $\frac{5}{8}$ " dia., plain, special		2	For driving gear and coupling flange
9/15/84511	1050Z20		Nut, $\frac{5}{8}$ " dia., UNF, special		2	On spindle
	9385Z45		Split pin		2	For spindle
9/15/84801	436K31	G50	Driving gear		1	
9/43/5989	5332Z60	G51	Ball bearing, front, Hoffmann type 330		1	
9/15/84802	446K19	G52	Housing		1	For front bearing
	1061Z6	G53	Screw, $\frac{5}{16}$ " dia. \times $\frac{3}{4}$ " long, UFS105/6P		6	Housing to bottom cover
9/15/84728	1820Z642		Lockwasher, $\frac{11}{32}$ " i/dia., special		6	For screw or stud
9/43/5977	5332Z45	G54	Ball bearing, rear, Hoffmann type 325V3		1	
9/15/84785	446K18	G55	Housing		1	For rear bearing
9/15/84680	1133Z10	G56	Joint		1	For housing
9/15/84788	454K13	G57	Cover		1	For rear bearing
9/15/84680	1133Z10	G58	Joint		1	For cover
9/15/84789	9204Z210	G59	Oil seal, Gaco MIS. 18		2	In rear cover
			Studs fixing housing and cover—Refer Sump			Fixing rear housing and cover
9/15/84803	880K17	G60	Coupling flange		1	
9/15/84804	72124E	G61	Disc for coupling		8	
9/15/85084	260K18	G62	Driving shaft, complete		1	
9/15/84806	1053Z55	G63	Bolt, $\frac{3}{8}$ " dia. \times 1" long, UNF, special		6	Discs to coupling flange and drivin shaft
	9384Z4		Washer, $\frac{3}{8}$ " dia., plain, under head of bolt		6	
	4970Z4		$\frac{3}{8}$ " positive lockwasher		6	For bolts
	1078Z6		Nut, $\frac{3}{8}$ " dia., plain		6	For bolts
9/15/84807	72123E	G64	Flywheel ring		1	
9/15/84808	1035Z21	G65	Distance piece		4	
9/15/84809	1053Z54	G66	Bolt, $\frac{3}{8}$ " dia. \times $1\frac{1}{4}$ " long, UNF, special		2	Discs and distance pieces to flywheel ring
	9384Z4		Washer, $\frac{3}{8}$ " dia., plain, under head of bolt		2	
	4970Z4		$\frac{3}{8}$ " positive lockwasher		2	
	1078Z6		Nut, $\frac{3}{8}$ " dia., plain, UFN106/A		2	For bolts
9/15/84715	54203A	G30	Flywheel on fuel pump		1	
	1052Z14	G67	Bolt, $\frac{5}{16}$ " dia., UFB105/14P		3	Flywheel ring to fly-wheel
	4970Z3A		$\frac{5}{16}$ " positive lockwasher		3	For bolts
	1663Z5		Nut, $\frac{5}{16}$ " dia., Simmonds, PP/D 106/11		3	For bolt

RIGHT ANGLE DRIVE

Leyland Section PL.23056

B.R. Cat. No.	Leyland or Albion Basic Part No.	Illustr. Ref. No.	Description	Used On Engine No.	No. Reqd. Per Unit	Remarks
Right Angle Drive.						
Unit R/RAD.3						
(Arrangement Part No. 546409)						
9/15/84812	546410		Casing, complete		1	
9/15/84813	546415	1	Casing		1	
9/15/35219	222910		Stud, $\frac{1}{2}$ " dia. \times $1\frac{1}{2}$ " long, B.S.F. ...		6	} In facing
	FN106		Nut, $\frac{1}{2}$ " dia., B.S.F.		6	
	X75949		Washer, $\frac{3}{8}$ " dia., Kolok		6	
9/15/84814	222909		Stud, $\frac{1}{2}$ " dia., B.S.F.		6	} Output facing
	FN106		Nut, $\frac{1}{2}$ " dia., B.S.F.		6	
	X75949		Washer, $\frac{3}{8}$ " dia., Kolok		6	
9/15/84815	546416	2	Packing block		1	} Packing block to casing
9/15/84816	546417/1		Shim, .002"	as reqd.		
9/15/84817	546417/2		Shim, .005"	as reqd.		
9/15/84818	546417/3		Shim, .010"	as reqd.		
	157913		Screw, $\frac{1}{4}$ " dia. \times $\frac{1}{2}$ " long, B.S.F., cheese head N.P.		2	
9/15/84820	532K13		Input shaft, complete		1	
9/15/37710	528757	3	Input shaft		1	
9/15/37685	529377	4	Key		1	For bevel gear
9/15/84821	9388Z26	5	Key		1	For coupling flange
9/15/84822	534K16		Driving shaft, complete		1	
9/15/84823	540831	6	Driving shaft		1	
9/15/84824	540899		Key		1	For bevel gear
9/15/84825	102272		Plug, $\frac{3}{4}$ " dia., B.S.F.		1	} Drain
9/15/40021	131347		Washer, $\frac{3}{4}$ " dia.		1	
	FS106/4		Setscrew, $\frac{3}{8}$ " dia. \times $\frac{1}{2}$ " long, B.S.F. ...		1	} Oil level
	X42706		Washer, $\frac{3}{8}$ " dia.		1	
9/15/84826	546419	7	Eye bolt, $\frac{1}{2}$ " dia. \times 2.5" long, UNF ...		2	} Casing to bottom cover
9/15/84827	546420	8	Eye bolt, $\frac{1}{2}$ " dia. \times 3.10" long, UNF ...		2	
	X75922	9	Washer, $\frac{1}{2}$ " dia., plain		4	
	UFN408		Nut, $\frac{1}{2}$ " dia., UNF, slotted		4	
	9385Z25		Split pin		4	
9/15/84828	1117Z22	10	Hinge pin		2	
	K5659		Split pin, $\frac{1}{16}$ " dia. \times $\frac{3}{4}$ " long		4	
9/15/84829	1699Z16	11	Layrub coupling, No. 2402		2	
9/15/84830	546418	12	Coupling shaft		1	
	UFB105/12		Bolt, $\frac{5}{16}$ " dia. \times $1\frac{1}{2}$ " long, UNF		8	} Under bolt head
	X75919		Washer, $\frac{5}{16}$ " dia., plain		8	
	X75948		Washer, $\frac{5}{16}$ " dia., Kolok		8	
	UFN105		Nut, $\frac{5}{16}$ " dia., UNF		8	
9/15/37570	528749		Locknut (A.E.C. 23/32046)		1	Input shaft
	X75924		Washer, $\frac{5}{8}$ " dia., plain		1	} Flange end
	FN410		Nut, $\frac{5}{8}$ " dia., B.S.F., slotted		1	
	K5683		Split pin, $\frac{1}{8}$ " dia. \times $1\frac{3}{8}$ " long		1	
9/15/84831	540777	13	Bevel gear		1	Input shaft
9/43/31265	64012	14	Roller bearing, Hoffmann RLS.10		1	
9/15/37536	528745	15	End cap		1	(A.E.C. A93712)
9/15/37562	528746	16	Joint, $2\frac{3}{8}$ " i/dia. \times $3\frac{5}{8}$ " o/dia., special ...		1	(A.E.C. Z44241)

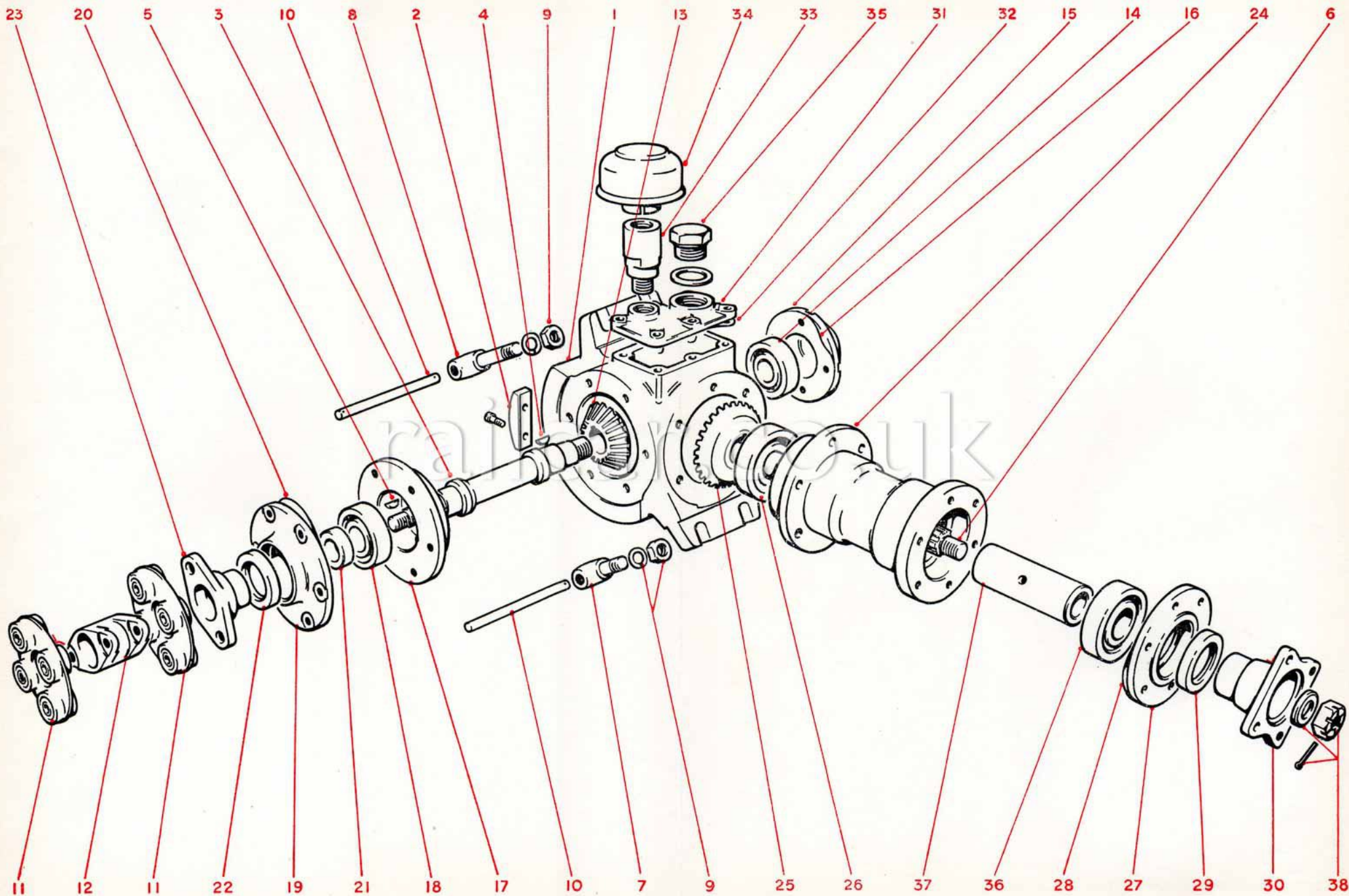
RIGHT ANGLE DRIVE

Leyland Section PL.23056

B.R. Cat. No.	Leyland or Albion Basic Part No.	Illustn. Ref. No.	Description	Used On Engine No.	No. Reqd. Per Unit	Remarks
	FS104/4		Setscrew, $\frac{1}{4}$ " dia. \times $\frac{1}{2}$ " long...		4	
	X75947		Washer, $\frac{1}{4}$ " dia., Kolok		4	
9/15/37672	528750	17	Bearing housing		1	Flange end
9/15/37711	528762/1		Shim, .0025"		as reqd.	} Housing to casing
9/15/37712	528762/2		Shim, .005"		as reqd.	
9/15/37713	528762/3		Shim, .010"		as reqd.	
9/43/5279	2460	18	Ball bearing, Hoffmann MS.10		1	Cover for bearing
9/15/37538	528751	19	End cap (A.E.C. A93713)		1	
9/15/37563	528752	20	Joint		1	
9/15/37703	528753	21	Oil seal ring		1	
9/15/37705	529288	22	Oil seal, Gaco Ref. MIS.17		1	
9/15/84832	546411	23	Coupling flange <i>84786 is one on sump</i>		1	Input
9/15/84833	540830	24	Bearing housing		1	Output shaft
9/15/37711	528762/1		Shim, .0025"		as reqd.	} Housing to casing
9/15/37712	528762/2		Shim, .005"		as reqd.	
9/15/37713	528762/3		Shim, .010"		as reqd.	
	X75924		Washer, $\frac{5}{8}$ " dia., plain		1	} Flange end driving shaft
	FN410	38	Nut, $\frac{5}{8}$ " dia., B.S.F., slotted		1	
	K5683		Split pin, $\frac{1}{8}$ " dia. \times $1\frac{3}{8}$ " long		1	Output shaft
9/15/84834	540778	25	Bevel gear		1	
9/43/33506	81044	26	Roller bearing, Hoffmann RMS.11		1	
9/15/84835	540892	27	Seal housing		1	
9/15/84836	540893	28	Joint, seal housing		1	
	FS104/6		Setscrew, $\frac{1}{4}$ " dia. \times $\frac{3}{4}$ " long, B.S.F.		6	} Housing to bearing housing
	X75947		Washer, $\frac{1}{4}$ " dia., Kolok		6	
9/15/84837	229817	29	Oil seal, Super type 237120		1	Output
9/15/84838	546412	30	Coupling flange		1	
9/15/84839	546413	31	Inspection cover		1	
9/15/84840	546414	32	Joint, inspection cover		1	
	FS105/6		Setscrew, $\frac{5}{16}$ " dia. \times $\frac{3}{4}$ " long, B.S.F.		6	} Cover to casing
	X75948		Washer, $\frac{5}{16}$ " dia., Kolok		6	
9/15/84841	540708	33	Breather tube		1	In cover
9/15/40021	131347		Washer, joint, copper		1	For breather tube
9/15/37535	303681	34	Breather, complete		1	
	262539		Jubilee clip, IX		1	
9/15/84842	1808Z35	35	Filler plug		1	In cover
9/15/84843	1876Z62		Washer		1	
9/43/5296	121153	36	Bearing, ball, Hoffmann MS.11		1	
	540832	37	Distance piece		1	

Right Angle Drive

Unit R/RAD.3



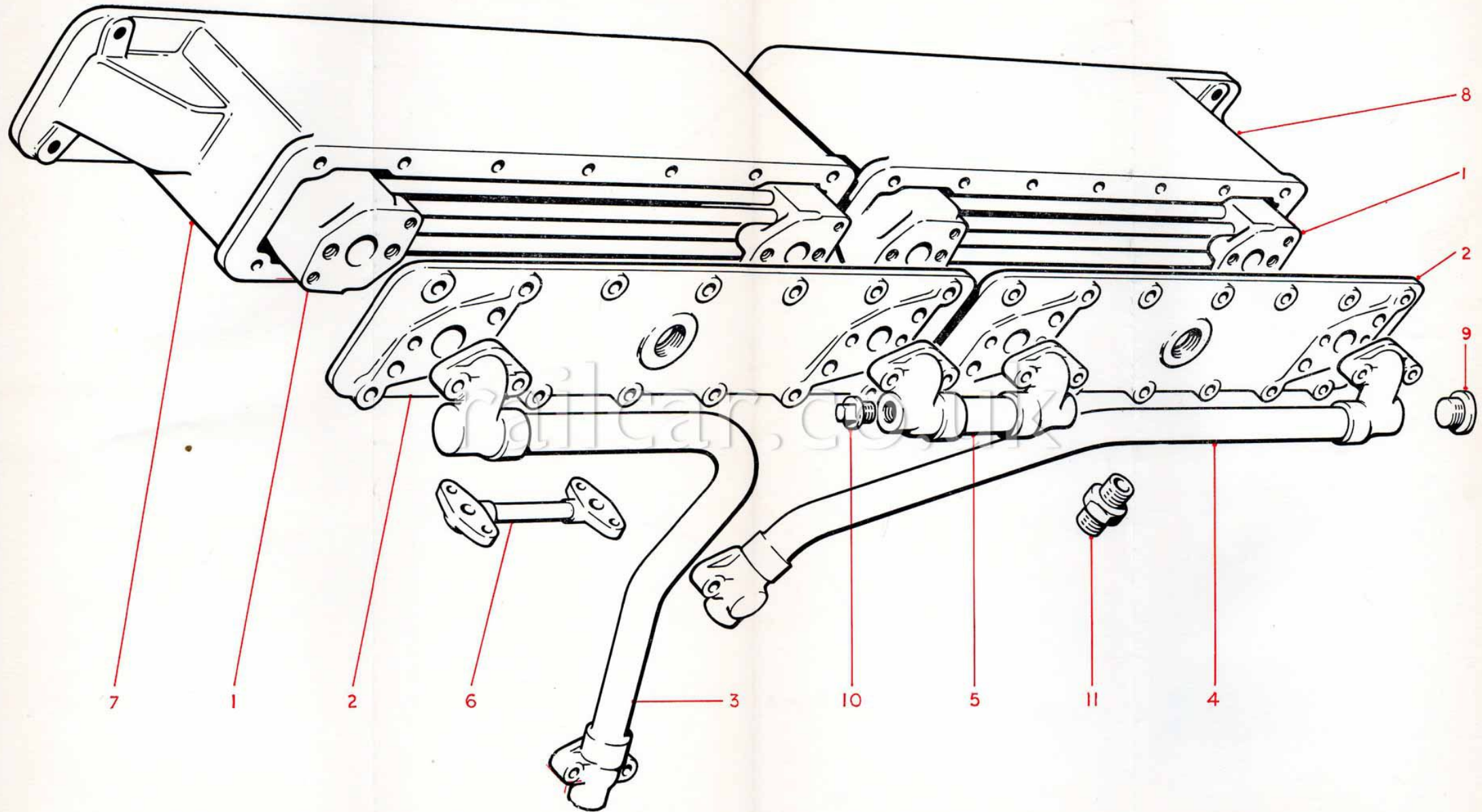
TYPICAL ILLUSTRATION

HEAT EXCHANGER
Leyland Section PL.23057

B.R. Cat. No.	Leyland or Albion Basic Part No.	Illustn. Ref. No.	Description	Used On Engine No.	No. Reqd. Per Unit	Remarks
Heat Exchanger.						
Unit R/HE.3						
(Arrangement Part No. 314118)						
9/15/84844	538909		Cover, complete		2	
9/15/84845	538780	1	Header and tubes, complete		2	
9/15/84846	538910	2	Cover		2	
9/15/84847	538911		Joint		2	
9/15/84848	315626		Screw, $\frac{5}{16}$ " dia. \times $\frac{5}{8}$ " long, UNF, socket head		4	
9/15/84849	539158	3	Pipe, complete, 1" o/dia.		1	Oil supply
9/15/84850	539159	4	Pipe, complete, 1" o/dia.		1	Oil return
9/15/84851	539160	5	Pipe, complete, 1" o/dia.		1	Oil connection
9/15/84852	539161	6	Pipe, complete, $\frac{3}{8}$ " o/dia.		1	Water connection
9/15/84853	539806		Pipe, complete, $\frac{1}{2}$ " o/dia.		1	Water drain
9/15/84854	538907	7	Heat exchanger body		1	Rear
9/15/84855	538908	8	Heat exchanger body		1	Front
9/15/84856	538958		Joint		2	Cover to body
9/15/84240	299758		Bolt, $\frac{5}{16}$ " dia. \times 1" long, UNF, special		4	} Body to crankcase
9/15/35150	205159		Washer, $\frac{5}{16}$ " dia., copper		4	
9/15/84857	538959		Bolt, $\frac{5}{16}$ " dia. \times $5\frac{1}{2}$ " long, UNF, hd. drilled		26	} Cover and body to crankcase
9/15/35150	205159		Washer, $\frac{5}{16}$ " dia., copper		26	
9/15/84858	1134Z34		Joint		2	
	UFS106/9R		Setscrew, $\frac{3}{8}$ " dia. \times $1\frac{1}{8}$ " long, UNF		2	} Oil supply pipes to crankcase
	UFB106/16R		Bolt, $\frac{3}{8}$ " dia. \times 2" long, UNF		2	
	X75962		Washer, $\frac{3}{8}$ " dia., Thackeray		4	
9/15/84858	1134Z34		Joint		2	
	UFB106/12R		Bolt, $\frac{3}{8}$ " dia. \times $1\frac{1}{2}$ " long, UNF		4	} Oil supply pipe to cover
	X75962		Washer, $\frac{3}{8}$ " dia., Thackeray		4	
9/15/84858	1134Z34		Joint		2	
	UFB106/12R		Bolt, $\frac{3}{8}$ " dia. \times $1\frac{1}{2}$ " long, UNF		4	} Oil connection pipe to cover
	X75962		Washer, $\frac{3}{8}$ " dia., Thackeray		4	
9/15/84859	539009		Joint		2	
9/15/84240	299758		Bolt, $\frac{5}{16}$ " dia. \times 1" long, UNF, special		4	} Water connection pipe to body
9/15/35150	205159		Washer, $\frac{5}{16}$ " dia., copper		4	
9/15/35258	13834	9	Plug, $\frac{1}{2}$ " B.S.P.		1	} Oil return pipe elbow
9/15/35261	X42629		Washer, joint, copper		1	
9/15/34090	9749	10	Plug, $\frac{3}{8}$ " B.S.P.		1	} Oil connection pipe to elbow
9/15/33051	X42628		Washer, joint, copper		1	
9/15/84860	240919	11	Adapter, $\frac{1}{2}$ " B.S.P.		1	} Heat exchanger body front
9/15/35261	X42629		Washer, joint, copper		2	
9/15/84860	240919		Adapter, $\frac{1}{2}$ " B.S.P.		1	Water pipe, pump to block

Heat Exchanger

Unit R/HE.3



CRANKCASE

Leyland Section PL.23061

B.R. Cat. No.	Leyland or Albion Basic Part No.	Illustrn. Ref. No.	Description	Used On Engine No.	No. Req'd. Per Unit	Remarks
Crankcase. Unit R/ECC.4						
(Arrangement Part No. 315639)						
VARIATIONS FOR RE.900/8 ENGINES— SEE END OF SECTION						
9/15/85274	109K24	A1	Crankcase, complete		1	
9/15/84437	106K13	A2	Cylinder liner		6	
9/15/84861	231K13	A3	Sealing ring		12	For liner
9/15/84439	1854Z36		Plug, in oil gallery		2	
9/15/84440	1909Z81		Joint, plug		2	Plug in oil gallery
9/15/84441	1118Z2		Plug		2	In oil gallery front and rear
9/15/35117	292889		Plug		4	In water gallery
9/15/84442	1808Z44B		Plug		2	In water drain holes
9/15/84443	1808Z11		Plug		1	In front face
9/15/84444	1876Z283		Joint, plug		1	Plug in front face
	1063Z6		Screw, $\frac{7}{16}$ " dia. \times $\frac{3}{4}$ " long, UFS107/6P		4	Front mounting facing
	1062Z4		Screw, $\frac{3}{8}$ " dia. \times $\frac{1}{2}$ " long, UFS106/4P		6	} Front dynamo facing
	4970Z4		Lockwasher, $\frac{3}{8}$ " positive		6	
9/15/84447	1121Z5		Dowel		7	Crankshaft bushes
9/15/30551	116734		Dowel		2	Timing backplate
9/15/33043	60544		Dowel		6	Starter motor facings
9/15/84448	1121Z6	D19	Dowel		2	Bottom cover front
9/15/33043	60544		Dowel		2	Bottom cover fuel pump bracket
9/15/84449	247K12	B1	Water sleeve		6	In block top face
9/15/84450	256K11	B57	Joint		2	Heat exchanger facings
9/15/84451	456K35		Cover plate		1	Water gallery rear
9/15/84452	1134Z35		Joint		1	Cover plate
	1062Z6		Screw, $\frac{3}{8}$ " dia. \times $\frac{3}{4}$ " long, UFS106/6P		4	} Cover plate
	4970Z4		Lockwasher, $\frac{3}{8}$ " positive		4	
9/15/84862	299963		Bolt, $\frac{3}{8}$ " dia. \times 1.07" long, UNF, special		4	Throttle motor
9/15/84454	538960		Stud, $\frac{5}{16}$ " dia. \times 6" long, UNF, special		2	} Heat exchanger facings
	UFN105/P		Nut, $\frac{5}{16}$ " dia.		2	
	X75948		Washer, $\frac{5}{16}$ " dia., Kolok		2	
9/15/84455	314229		Foot, front		1	
9/15/84457	456K36	B2	Side cover		2	} Side cover
9/15/84458	1133Z13		Joint		2	
9/15/84459	219K12	B3	Retaining bar		2	} Retaining bar to cover
	1052Z10	B4	Bolt, $\frac{5}{16}$ " dia., UFB105/10P		4	
9/15/84461	1035Z16	B5	Distance piece		4	
	1078Z5		Nut, $\frac{5}{16}$ " dia., UNF		4	} Cover to block
	4970Z3A		Lockwasher, $\frac{5}{16}$ " positive		4	
	1061Z5	B6	Screw, $\frac{5}{16}$ " dia. \times $\frac{5}{8}$ " long, UFS105/5P		28	} Cover to block
	4970Z3A		Lockwasher, $\frac{5}{16}$ " positive		28	
9/15/84463	1119Z5	B7	Stud, $\frac{5}{8}$ " dia. \times 6.30" long, UNF, special		34	} Cylinder head face
	1050Z21		Nut, $\frac{5}{8}$ " dia., UNF		30	
9/15/84464	1050Z18		Lifting nut, cylinder head		4	
9/15/84465	1119Z6		Stud, $\frac{1}{2}$ " dia. \times 5 $\frac{3}{4}$ " long, UNF, special		8	} Cylinder head face
	1050Z24		Nut, $\frac{1}{2}$ " dia., UNF		8	

CRANKCASE

Leyland Section PL.23061

B.R. Cat. No.	Leyland or Albion Basic Part No.	Illust. Ref. No.	Description	Used On Engine No.	No. Reqd. Per Unit	Remarks
9/15/84863	315511		Engine support plate, rear		1	
9/15/84467	314038		Angle piece		2	
9/15/84468	1084Z14	} B8	Stud, $\frac{11}{16}$ " dia. \times $1\frac{3}{4}$ " long, UNF, special ...		28	} Fixing bottom cover
	1078Z6		Nut, $\frac{11}{16}$ " dia., UNF		28	
	4971Z4A		Lockwasher, $\frac{3}{8}$ " plain		28	
9/15/84469	1085Z12		Stud, $\frac{7}{16}$ " dia. \times $1\frac{1}{2}$ " long, UNF, special ...		4	
9/15/84470	1087Z18		Stud, $\frac{5}{8}$ " dia. \times $2\frac{1}{4}$ " long, UNF, special ...		2	} Engine mounting facings front
	UFS110/8		Setscrew, $\frac{5}{8}$ " dia. \times 1" long, UNF ...		2	
9/15/84468	1084Z14		Stud, $\frac{11}{16}$ " dia. \times $1\frac{3}{4}$ " long, UNF, special ...		2	} Oil relief valve
	1078Z6		Nut, $\frac{11}{16}$ " dia., UNF		2	
	4970Z4		Lockwasher, $\frac{3}{8}$ " positive		2	
9/15/84471	1084Z12		Stud, $\frac{11}{16}$ " dia. \times $1\frac{1}{2}$ " long, UNF, special ...		6	Dynamo bracket, facing rear
9/15/84472	1084Z11		Stud, $\frac{11}{16}$ " dia. \times $1\frac{3}{4}$ " long, UNF, special ...		2	} Water gallery facing front
	1078Z6		Nut, $\frac{11}{16}$ " dia., UNF		2	
	1062Z7		Screw, $\frac{11}{16}$ " dia. \times $\frac{7}{8}$ " long, UFS106/7P ...		2	
	4971Z4A		Lockwasher, $\frac{3}{8}$ " plain		4	} Fuel pump bracket facing
9/15/84471	1084Z12		Stud, $\frac{11}{16}$ " dia. \times $1\frac{1}{2}$ " long, UNF, special ...		4	
9/15/84469	1085Z12		Stud, $\frac{7}{16}$ " dia. \times $1\frac{1}{2}$ " long, UNF, special ...		8	} Starter motor brackets
	1078Z7		Nut, $\frac{7}{16}$ " dia., UNF		8	
	4970Z5A		Lockwasher, $\frac{7}{16}$ " positive		8	
9/15/84470	1087Z18		Stud, $\frac{5}{8}$ " dia. \times $2\frac{1}{4}$ " long, UNF, special ...		4	Engine mounting facing front
9/15/84474	539162		Bolt, $\frac{11}{16}$ " dia. \times 1" long, UNF, special ...		4	} Feet to backplates
	UFN406/P		Slotted nut, $\frac{11}{16}$ " dia., UNF		4	
	K5659		Split pin		4	
9/15/84482	9227Z43		Dowel		6	Intermediate and rear bushes
9/15/84483	224K12	A4	Bearing cap, front		1	} Caps to block
9/15/84484	224K13	A5	Bearing cap, intermediate		4	
9/15/84485	224K14	A6	Bearing cap, centre		1	
9/15/84486	224K15	A7	Bearing cap, rear		1	
9/15/84487	1032Z18	B9	Bolt, $\frac{7}{8}$ " dia. \times 6.75" long, UNF, special ...		14	} Lock plates to cap
9/15/84488	1048Z14	B10	Lockplate		14	
	1061Z5	B11	Screw, $\frac{5}{16}$ " dia. \times $\frac{5}{8}$ " long, UFS105/5P ...		28	
	4970Z3A		Lockwasher, $\frac{5}{16}$ " positive		28	} Bush to block
9/15/84489	137K13	C1	Camshaft bush, front		1	
	1062Z8		Screw, $\frac{3}{8}$ " dia. \times 1" long, UFS106/8P ...		4	} Water manifold
9/15/84491	1048Z15	C2	Lockplate		4	
9/15/84492	137K14	C3	Camshaft bush, rear		1	} Water elbow
9/15/84493	1041Z14	D1	Oil pump drive bush		2	
9/15/84494	314055	B12	Water manifold		1	} Water elbow
9/15/84495	2205Z15		Joint		6	
9/15/84496	314056		Water elbow		1	} Manifold to block
9/15/84497	310079		Joint		1	
9/15/35258	13834		Plug, $\frac{1}{2}$ " B.S.P.		1	} Elbow to manifold
9/15/35261	X42629		Washer, joint copper		12	
	1053Z22	B13	Bolt, $\frac{3}{8}$ " dia., UFB106/22P		12	
	4970Z4		Lockwasher, $\frac{3}{8}$ " dia., positive		12	} Elbow to manifold
9/15/84499	1084Z10		Stud, $\frac{11}{16}$ " dia. \times $1\frac{1}{4}$ " long, UNF, special ...		2	
	1078Z6		Nut, $\frac{11}{16}$ " dia., UNF		2	} Timing backplate
	4971Z4A		Lockwasher, $\frac{3}{8}$ " plain		2	
9/15/84500	314078	C4	Timing backplate		1	

CRANKCASE

Leyland Section PL.23061

B.R. Cat. No.	Leyland or Albion Basic Part No.	Illust. Ref. No.	Description	Used On Engine No.	No. Reqd. Per Unit	Remarks
9/15/84501	272K11		Joint		1	Timing backplate
9/15/84502	513631		Screw, $\frac{1}{8}$ " dia. \times $\frac{3}{4}$ " long, UNF, drilled head		2	} Timing backplate to block
9/15/84503	1103Z4		Screw, $\frac{1}{8}$ " dia. \times 1" long, c'sk. head, special		2	
9/15/84504	539263		Timing pointer		1	Not RE 900/8
9/15/84864	316032		Timing pointer		1	RE 900/8 only
9/15/84865	133K17	C5	Camshaft		1	
9/15/84506	9389Z9	C6	Key		2	Oil pump spiral gear
9/15/84507	9388Z85	D2	Key		1	Camshaft gear
9/15/84508	1087Z51		Stud, $\frac{5}{16}$ " dia. \times 3" long, UNF, special		1	Fixing stud
9/15/84509	1873Z343		Mills pin		1	
9/15/84510	1131Z12		Washer, $\frac{1}{4}$ " i/dia., special		1	
9/15/84511	1050Z20		Nut, $\frac{5}{8}$ " dia., UNF, special		1	
	9385Z45		Split pin		1	
9/15/84512	512K22	D3	Oil pump spiral gear, front... ..		1	
9/15/84513	512K23	E1	Oil pump spiral gear, rear		1	
9/15/84514	436K27	C7	Camshaft gear		1	
9/15/84515	611K14	C8	Thrust washer		1	At front of shaft
	1062Z7	E2	Screw, $\frac{3}{8}$ " dia. \times $\frac{7}{8}$ " long, UFS106/7P		6	
	1108Z6		Lockwasher, $\frac{3}{8}$ " shakeproof		6	
9/15/84516	1032Z16	C10	Bolt, $\frac{5}{8}$ " dia. \times 3-95" long, UNF, special		2	} Carrying hub for gear
9/15/84517	299965	C11	Nut, $\frac{5}{8}$ " dia., UNF, castle, special		2	
	9385Z28		Split pin		2	
9/15/35317	234853	C12	Spindle		2	} Hub for gear
9/15/35030	233364	C13	Bush		2	
9/15/35333	233365	C14	Thrust washer		4	
9/15/35332	234856	C15	Washer, special		2	
9/15/84518	436K28	C16	Intermediate gear—crankshaft to camshaft		1	
9/15/84519	436K29	A8	Intermediate gear—crankshaft to fuel pump drive		1	
9/15/84520	451K12	E3	Thrust housing		2	
9/15/84521	1134Z31	E4	Joint, thrust housing		2	
9/15/84522	1041Z19	E5	Bush, in housing		2	Oil pump drive
9/15/84523	440K16	E6	Driving spindle		2	
9/15/84506	9389Z9	E7	Key		2	In spindle
9/15/84524	261K11	E8	Coupling tongue		2	
9/15/84525	512K20		Oil pump driving gear		1	Front main
9/15/84526	512K21	E9	Oil pump driving gear		1	Rear scavenge
9/15/84527	276K11	B14	Oil relief valve body		1	
9/15/84528	2205Z13	B15	Joint, oil relief valve body		1	
9/15/84529	116K12	B16	Oil relief valve		1	
9/15/35325	260513	B17	Spring		1	
9/15/84530	457K16	B18	Cover		1	For valve
9/15/84528	2205Z13	B19	Joint, cover		1	
9/15/84866	321K11		Foot, rear		1	
9/15/84475	539163		Bolt, $\frac{1}{2}$ " dia., UNF, special		4	} Foot to support plate, rear
	UFN406		Nut, $\frac{1}{2}$ " dia., UNF, slotted		4	
	K5659		Split pin, $\frac{1}{16}$ " dia. \times $\frac{3}{4}$ " long		4	
9/15/84531	539010	A9	Pipe, complete		1	Pump to crankcase
9/15/35258	13834		Plug, $\frac{1}{2}$ " B.S.P.		1	
9/15/35261	X42629		Washer, joint, copper		1	For plug
CRANKSHAFT MAIN BEARING BUSHES						
9/15/84476	121K15	A9	Front and rear bush, top half Standard size		2	

CRANKCASE

Leyland Section PL.23061

B.R. Cat. No.	Leyland or Albion Basic Part No.	Illustn. Ref. No.	Description	Used On Engine No.	No. Reqd. Per Unit	Remarks
9/15/85098	121K23		Undersize .010"...		2	
9/15/85099	121K25		Undersize .020"...		2	
9/15/85105	121K27		Undersize .030"...		2	
9/15/85106	121K29		Undersize .040"...		2	
9/15/85107	121K31		Undersize .050"...		2	
Front and rear bush, bottom half						
9/15/85108	121K71	A10	(121K16) with dowel, standard size ...		2	
9/15/85109	121K72		(121K24) with dowel, undersize .010"		2	
9/15/85110	121K73		(121K26) with dowel, undersize .020"		2	
9/15/85111	121K74		(121K28) with dowel, undersize .030"		2	
9/15/85112	121K75		(121K30) with dowel, undersize .040"		2	
9/15/85113	121K76		(121K32) with dowel, undersize .050"		2	
Centre bush, top half						
9/15/84480	121K19	A12	Standard size ...		1	
9/15/85114	121K39		Undersize .010"...		1	
9/15/85115	121K41		Undersize .020"...		1	
9/15/85116	121K43		Undersize .030"...		1	
9/15/85117	121K45		Undersize .040"...		1	
9/15/85118	121K47		Undersize .050"...		1	
Centre bush, bottom half						
9/15/84481	121K20	A13	Standard size ...		1	
9/15/85119	121K40		Undersize .010"...		1	
9/15/85120	121K42		Undersize .020"...		1	
9/15/85121	121K44		Undersize .030"...		1	
9/15/85122	121K46		Undersize .040"...		1	
9/15/85123	121K48		Undersize .050"...		1	
Intermediate bushes, top half						
9/15/84478	121K17	A14	Standard size ...		4	
9/15/85124	121K55		Undersize .010"...		4	
9/15/85125	121K57		Undersize .020"...		4	
9/15/85126	121K59		Undersize .030"...		4	
9/15/85127	121K61		Undersize .040"...		4	
9/15/85128	121K63		Undersize .050"...		4	
Intermediate bushes, bottom half						
9/15/85129	121K77	A15	(121K18) with dowel ...		4	
9/15/85130	121K78		(121K56) with dowel, undersize .010"		4	
9/15/85131	121K79		(121K58) with dowel, undersize .020"		4	
9/15/85132	121K80		(121K60) with dowel, undersize .030"		4	
9/15/85133	121K81		(121K62) with dowel, undersize .040"		4	
9/15/85134	121K82		(121K64) with dowel, undersize .050"		4	
Centre bush with +.020" oversize thrust						
9/15/85135	121K149	A16	Top half, .010" undersize ...			
9/15/85136	121K150		Top half, .030" undersize ...			
9/15/85137	121K151		Top half, .050" undersize ...			
9/15/85138	121K152		Bottom half, .010" undersize ...			
9/15/85139	121K153		Bottom half, .030" undersize ...			
9/15/85140	121K154		Bottom half, .050" undersize ...			

FUEL PUMP

Leyland Section PL.23062

B.R. Cat. No.	Leyland or Albion Basic Part No.	Illustn. Ref. No.	Description	Used On Engine No.	No. Reqd. Per Unit	Remarks
Fuel Pump. Unit R/EFP.3 (Arrangement Part No. 315640)						
9/15/84867	1659Z31	G27	Fuel pump, complete		1	
9/15/85165			Fuel pump, C.A.V. type>NNL6F90/167		1	
9/15/47425			Governor, C.A.V. type GRWB 24 (200-950)		1	
9/15/42103	184718		Feed pump, C.A.V. type DFP 3/2S ...		1	
9/15/84868	318963		Ball joint, $\frac{5}{16}$ " , complete		2	
9/15/84869	83420		Anchor washer		2	Control rod
9/15/84870	K12756		Spring		2	
			Anchor washer		2	Throttle motor cylinder stud
9/15/84871	312910	G28	Throttle lever, C.A.V. X7023/19M... ..		1	
9/15/84872	312911		Setscrew, C.A.V. 5334/86		1	
9/15/84873	301078		Control rod		1	
	FN205/L		Locknut		2	Control rod
9/15/84714	152K19	G29	Fuel pump bracket		1	
9/15/84715	54203A	G30	Flywheel		1	Fuel pump
	1053Z18	G31	Bolt, $\frac{3}{8}$ " dia., UFB106/18P		2	
9/15/84717	1084Z51	B40	Stud, $\frac{3}{8}$ " dia. \times $8\frac{3}{4}$ " long, UNF, special ...		2	
	1078Z6		Nut, $\frac{3}{8}$ " dia., UNF		2	Riveted to stud
	9384Z4		Washer, $\frac{3}{8}$ " dia., plain		8	4 fitted under head of bolt
	4971Z4A		Lockwasher, $\frac{3}{8}$ " dia., plain		4	
	1078Z6		Nut, $\frac{3}{8}$ " dia., UNF		4	
	FN105/L		Nut, $\frac{5}{16}$ " dia., B.S.F.		2	} Ball joints
	X75961		Washer, $\frac{5}{16}$ " dia., Thackeray		2	
9/15/84874	9288Z301	G68	Fuel pipe, complete, No. 1 injection ...		1	} Pump end
9/15/84875	9288Z302	G69	Fuel pipe, complete, No. 2 injection ...		1	
9/15/84876	9288Z303	G70	Fuel pipe, complete, No. 3 injection ...		1	
9/15/84877	9288Z304	G71	Fuel pipe, complete, No. 4, 5 and 6 injection		3	} Injector end
9/15/84878	9288Z305	} B38	Fuel pipe, complete, No. 1 injection ...		1	
9/15/84879	9288Z306		Fuel pipe, complete, No. 2 injection ...		1	
9/15/84880	9288Z307		Fuel pipe, complete, No. 3 injection ...		1	
9/15/84881	9288Z308		Fuel pipe, complete, No. 4 injection ...		1	
9/15/84882	9288Z309		Fuel pipe, complete, No. 5 injection ...		1	
9/15/84883	9288Z310		Fuel pipe, complete, No. 6 injection ...		1	

COMPRESSOR
Leyland Section PL.23063

B.R. Cat. No.	Leyland or Albion Basic Part No.	Illustrn. Ref. No.	Description	Used On Engine No.	No. Reqd. Per Unit	Remarks
Compressor.						
Unit R/ECR.4						
(Arrangement Part No. 316313)						
9/15/84723	1692Z28	C17	Air compressor, complete with mounting bracket, Clayton Dewandre Drg. No. PCGA 239/2		1	
9/15/84884	316312		Pipe, complete, oil supply, with banjo		1	Tee-piece to compressor
9/15/84725	258K12	C18	Gear coupling		1	Compressor
9/15/84726	258K11	C19	Gear coupling		1	Camshaft gear
	1061Z6	} C20	Screw, $\frac{5}{16}$ " dia. \times $\frac{3}{4}$ " long, UFS105/6P		4	} Gear coupling to camshaft gear
9/15/84728	1820Z642		Lockplate		4	
9/15/34007	239504		Banjo bolt		1	} For banjo
9/15/84440	1909Z81		Washer		2	
9/15/84885	1881Z314		Clip		1	Pipe to auxiliary drive casing

railcar.co.uk

OIL FILTER

Leyland Section PL.23064

B.R. Cat. No.	Leyland or Albion Basic Part No.	Illust. Ref. No.	Description	Used On Engine No.	No. Reqd. Per Unit	Remarks
Oil Filter. Unit R/EOF.6 (Arrangement Part No. 315620)						
9/15/84730	1630Z1	D13	Centrifugal oil filter, complete, Glacier type G.F.29		1	
9/15/84660	9422Z9	D14	Joint		1	
9/15/84731	1871Z52A		Screwed connection		1	In filter
9/15/84732	721K253	D15	Steady bracket		1	At bottom cover
9/15/84733	721K254	D16	Steady bracket		1	At oil filter
9/15/84734	9294Z14	D17	Distance piece		2	Between brackets
	1052Z12	D18	Bolt, $\frac{5}{16}$ " dia., UFB105/12P		2	Steady brackets together
	1078Z5		Nut, $\frac{5}{16}$ " dia., UNF		2	
	4970Z3A		Lockwasher, $\frac{5}{16}$ " positive		2	
9/15/84886	316314		Pipe, complete, $\frac{3}{8}$ " o/dia.		1	Moniter to tee-piece
9/15/84887	273385		Tee-piece		1	
9/15/84888	316315		Pipe, complete, $\frac{3}{8}$ " o/dia.		1	Tee-piece to filter
9/15/84736	314057		Moniter block		1	
9/15/84737	314059		Pipe, complete, $\frac{3}{8}$ " dia.		1	Crankcase to moniter
9/15/84739	240380		Adapter, $\frac{1}{4}$ " x $\frac{3}{8}$ " B.S.P.		1	Replaces plug in oil gallery
9/15/33052	146855		Washer, joint		1	
9/15/33041	233512		Adapter, $\frac{3}{8}$ " B.S.P.		2	
9/15/33051	X42628		Washer, joint, copper		2	Moniter block
9/15/56987	541432		Oil pressure switch, Smiths X80808/11/6		2	
9/15/35158	145565		Washer, joint		1	
9/15/35115	9806		Plug, $\frac{1}{4}$ " B.S.P.		1	
	UFB106/13		Bolt, $\frac{1}{2}$ " dia. x $1\frac{5}{8}$ " long, UNF		4	Oil transfer pipe and elbow to heat exchanger cover
	UFB106/15		Bolt, $\frac{1}{2}$ " dia. x $1\frac{7}{8}$ " long, UNF		4	
	X75962		Washer, $\frac{3}{8}$ " dia., Thackeray		8	
9/15/84889	315621		Twin oil filter, complete		1	
9/15/84890	315622		Oil filter housing, complete		1	
9/15/84891	315594		Housing		1	
9/15/84892	1083Z11		Stud, $\frac{5}{16}$ " dia. x $1\frac{3}{8}$ " long, UNF		2	By-pass valve
	UFB105/P		Nut, $\frac{1}{16}$ " dia., UNF		2	
	X75961		Washer, $\frac{5}{16}$ " dia., Thackeray		2	
9/15/84893	543423		Stud, $\frac{3}{8}$ " dia. x 1.80 " long, UNF, special		4	Oil pipe flanges
	UFB106/P		Nut, $\frac{3}{8}$ " dia., UNF		4	
	X75962		Washer, $\frac{3}{8}$ " dia., Thackeray		4	
9/15/61624	13833		Plug, $\frac{3}{4}$ " B.S.P.		3	
9/15/40126	185484		Washer, joint		3	
9/15/84894	314814		Filter bowl, complete		2	
9/15/84895	314819		Filter bowl, complete		2	Lockheed MIC7661
9/15/84896	314820		Bolt and washer, special		2	" MIC7640
9/15/84897	314821		Sealing washer		2	" MIC4733
9/15/84898	314822		Stiffening plate		2	" MIC4948
9/15/84899	314823		Spring		2	" MP2695
9/15/84900	314824		Washer, special		2	" K19111
9/15/84901	314825		Pad		2	" MIC4734
9/15/84902	314826		Retaining plate		2	" MIC5604
9/15/84903	314827		Retaining clip		2	" MIC4735

OIL FILTER

Leyland Section PL.23064

B.R. Cat. No.	Leyland or Albion Basic Part No.	Illustn. Ref. No.	Description	Used On Engine No.	No. Reqd. Per Unit	Remarks
9/15/55235	235064		By-pass valve, complete		1	
9/15/55236	235041		Body		1	
9/15/55237	235043		Piston		1	
9/15/55239	223250		Spring		1	
9/15/55238	235044		Plug		1	
9/15/40126	185484		Washer, joint		1	
9/15/55217	235042		Joint		1	By-pass valve
9/15/84904	314815		Filter element		2	Lockheed MF146
9/15/84905	314816		Screwed connection		2	" MIC4732
9/15/84906	314817		Retaining plate		2	" MIC5603
9/15/84907	314818		Sealing ring		2	" MIC4726
9/15/84908	315618		Steady bracket, rear... ..		1	
9/15/84909	315619		Steady bracket, front		1	
	UFB106/6R		Bolt, $\frac{3}{8}$ " dia. \times $\frac{3}{4}$ " long, UNF		2	
	X75962		Washer, $\frac{3}{8}$ " dia., Thackeray		2	
9/15/33052	146855		Washer, joint		2	Between head of filter bowl bolt and steady bracket
9/15/84910	315616		Pipe, complete, 1" o/dia.		1	Heat exchanger to filter housing
9/15/84911	315617		Pipe, complete, 1" o/dia.		1	Filter housing to heat exchanger
9/15/84858	1134Z34		Joint		6	Filter housing and pipe assemblies
9/15/84912	317959		Oil transfer pipe		1	Heat exchanger
9/15/63031	600174		"O" ring, Gaco No. 138		2	
	UFB106/9R		Bolt, $\frac{3}{8}$ " dia. \times $1\frac{1}{8}$ " long, UNF		4	} Filter to crankcase
	X75962		Washer, $\frac{3}{8}$ " dia., Thackeray		4	
9/15/61624	13833		Plug, $\frac{3}{4}$ " B.S.P.		1	} Oil transfer pipe
9/15/43136	282714		Washer, joint		1	

FUEL FILTER

Leyland Section PL.23065

B.R. Cat. No.	Leyland or Albion Basic Part No.	Illustrn. Ref. No.	Description	Used On Engine No.	No. Reqd. Per Unit	Remarks
Fuel Filter. Unit R/EFF.3 (Arrangement Part No. 315634)						
9/15/84913	315635	B43	Pipe, complete, $\frac{3}{8}$ " o/dia., with banjo ...		1	Feed pump to filter
9/15/84914	315636	B44	Pipe, complete, $\frac{1}{2}$ " o/dia., with banjo ...		1	Filter to tee-piece
9/15/84915	316810	B45	Pipe, complete, $\frac{3}{8}$ " o/dia.		1	Tee-piece to fuel pump
9/15/84744	539810		Bleeder pipe, complete, $\frac{3}{16}$ " o/dia. ...		1	
9/15/42180	259718	B46	Gravity vent valve, complete		1	
9/15/84916	315553	A48	Fuel filter bracket		1	
9/15/84746	1656Z2	A49	Triple bowl fuel filter, C.A.V. type 3F3/13		1	
9/75/9377			Plug, in filter C.A.V. 7097/81B		1	
9/75/8380			Washer C.A.V. 5339/308		1	
	UFBI06/17R		Bolt, $\frac{3}{8}$ " dia. \times $2\frac{1}{8}$ " long, UNF		4	} Filter to bracket
	UFN106/P		Nut, $\frac{3}{8}$ " dia., UNF		4	
	X75949		Washer, $\frac{3}{8}$ " dia., Kolok		4	
9/15/84747	529190	B49	Tee-piece		1	
9/15/84748	539814	B48	Bracket		1	
9/15/33041	233512		Adapter, $\frac{3}{8}$ " B.S.P.		1	
9/15/33051	X42628		Washer, joint, copper		1	For adapter Gravity vent valve to tee-piece
9/15/40021	131347		Washer, joint		1	
9/15/84749	8904Z280		Banjo bolt		2	
9/15/84750	1139Z17		Washer, joint		4	

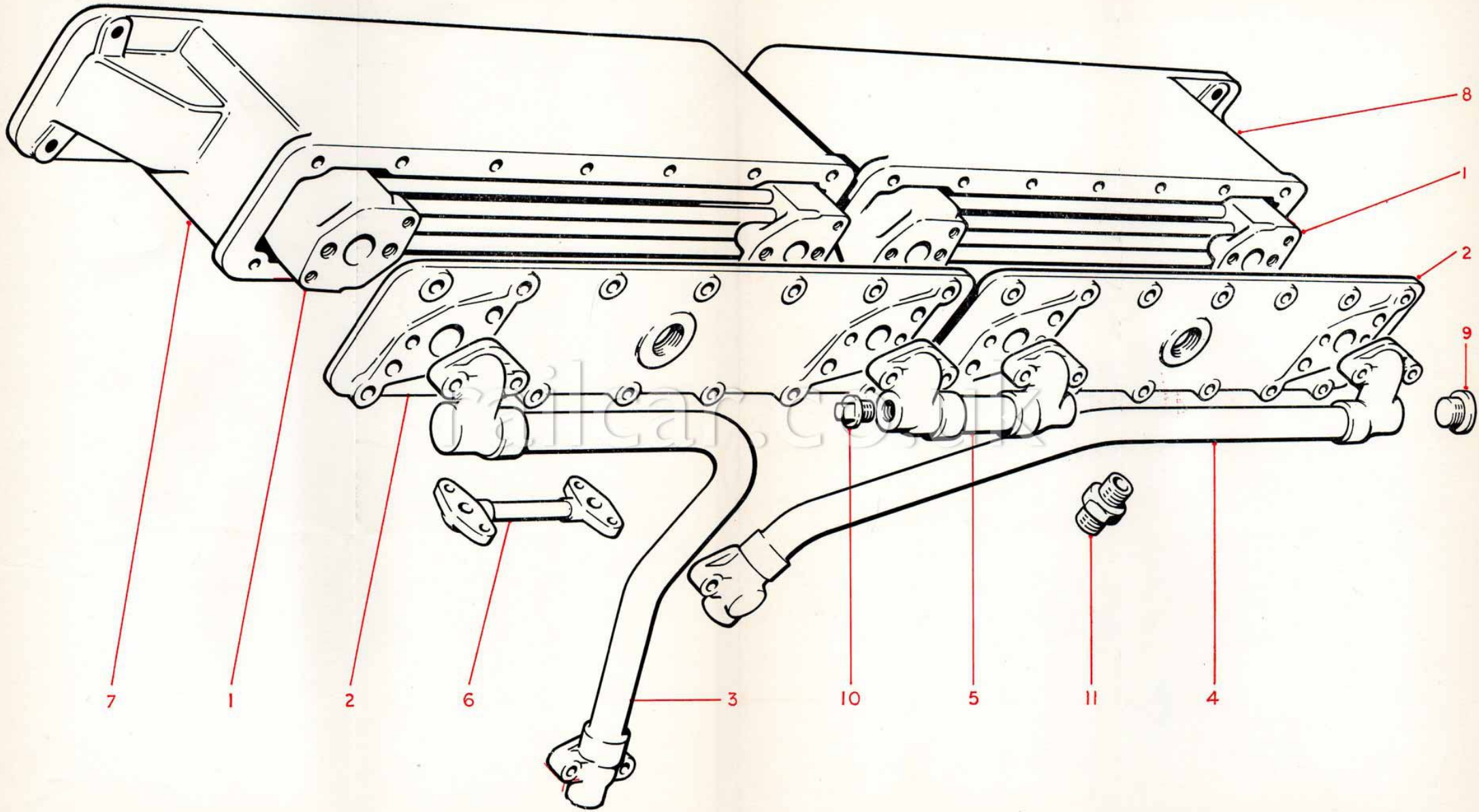
HEAT EXCHANGER
Leyland Section PL.23066

B.R. Cat. No.	Leyland or Albion Basic Part No.	Illustr. Ref. No.	Description	Used On Engine No.	No. Reqd. Per Unit	Remarks
Heat Exchanger.						
Unit R/HE.6						
(Arrangement Part No. 315641)						
9/15/84917	315770		Cover, complete		2	
9/15/84845	538780	1	Header and tubes, complete		2	
9/15/84846	538910	2	Cover		2	
9/15/84847	538911		Joint, cover		4	
9/15/84848	315626		Screw, $\frac{5}{16}$ " dia., UNF, socket head ...		8	
9/15/84918	315771		Plug, $\frac{1}{2}$ " B.S.P.		2	
9/15/35261	X42629		Washer, joint, copper		2	For plug
9/15/84855	538908	8	Heat exchanger body		2	
9/15/84856	538958		Joint		2	Cover to body
9/15/84240	299758		Bolt, $\frac{5}{16}$ " dia. \times 1" long, UNF, special ...		4	} Body to crankcase
9/15/35150	205159		Washer, $\frac{5}{16}$ " dia., copper		4	
9/15/84857	538959		Bolt, $\frac{5}{16}$ " dia. \times $5\frac{1}{2}$ " long, UNF		26	} Cover and body to crankcase
9/15/35150	205159		Washer, $\frac{5}{16}$ " dia., copper		26	
9/15/35258	13834		Plug, $\frac{1}{2}$ " B.S.P.		2	
9/15/35261	X42629		Washer, joint, copper		2	For plug

railcar.co.uk

Heat Exchanger

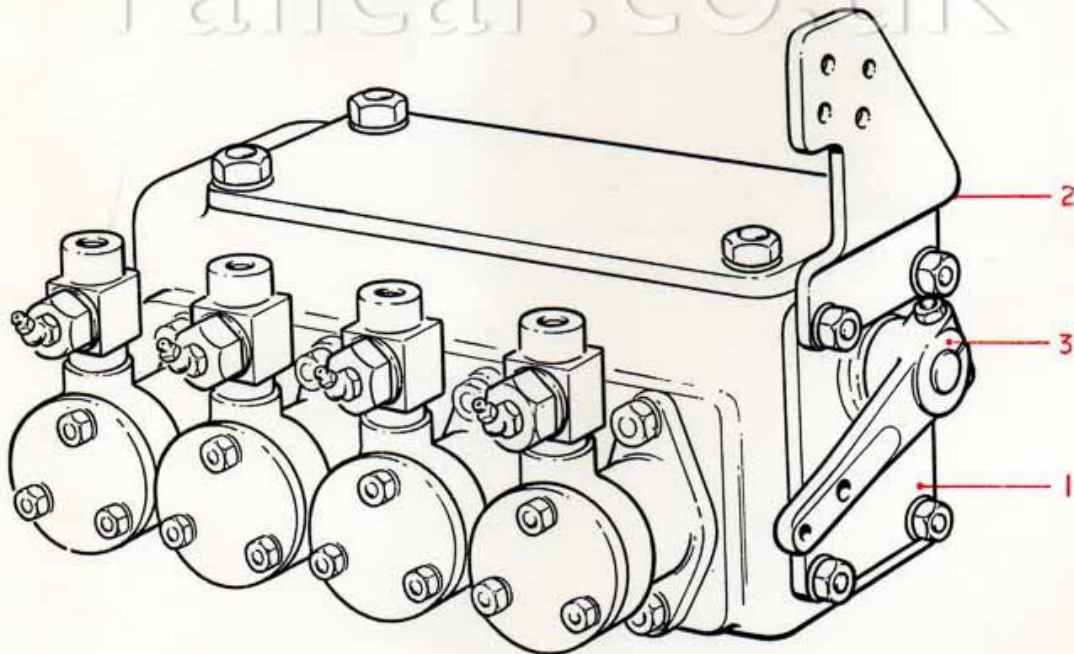
Unit R/HE.6



THROTTLE CONTROL GEAR

Leyland Section PL.23067

B.R. Cat. No.	Leyland or Albion Basic Part No.	Illustn. Ref. No.	Description	Used On Engine No.	No. Reqd. Per Unit	Remarks
<p>Throttle Control Gear. Unit R/TCG.3 (Arrangement Part No. 315666)</p>						
9/15/65459	315895	1	Throttle motor, complete, A.E.C. Sales Drg. No. R3109		1	
9/15/84923	350463	2	Throttle control bracket		1	
9/15/84920	315884	3	Lever		1	
	UFB104/11		Bolt, $\frac{1}{4}$ " dia. \times $1\frac{3}{8}$ " long, UNF		2	
	UFN104/L		Nut, $\frac{1}{4}$ " dia., UNF		2	
	X75948		Washer, $\frac{1}{4}$ " dia., Kolok		2	
9/15/84921	98386		Collar		1	
9/15/84922	K5555		Taper pin, $\frac{3}{16}$ " dia. \times $1\frac{1}{8}$ " long		1	



TYPICAL ILLUSTRATION

CRANKCASE

Leyland Section PL.23068

B.R. Cat. No.	Leyland or Albion Basic Part No.	Illustrn. Ref. No.	Description	Used On Engine No.	No. Reqd. Per Unit	Remarks
Crankcase. Unit R/ECC.6						
9/15/84924	109K28		Crankcase, complete, with bearing caps, liners, bushes, plugs, studs, etc.		1	
9/15/84926	224K21	A4	Bearing cap, front		1	} Semi-finished
9/15/84927	224K20	A5	Bearing cap, centre		1	
9/15/84928	224K22	A6	Bearing cap, intermediate		4	
9/15/84929	224K23	A7	Bearing cap, rear		1	
9/15/84487	1032Z18	B9	Bolt, $\frac{7}{8}$ " dia. \times 6.75" long, UNF, special		14	
9/15/84488	1048Z14	B10	Lockplate		14	
	UFS105/5	B11	Setscrew, $\frac{5}{16}$ " dia. \times $\frac{5}{8}$ " long, UNF ...		28	} Lockplate to bearing cap
	X75948		Washer, $\frac{5}{16}$ " dia., Kolok		28	
9/15/84930	106K21	A2	Cylinder liner		6	
9/15/84931	231K20	A3	Sealing ring, Gaco Ref. B21728LR70 ...		12	For liner
9/15/84489	137K13	C1	Camshaft bush, front		1	
9/15/84492	137K14	C3	Camshaft bush, rear		1	
	UFB106/8		Bolt, $\frac{3}{8}$ " dia. \times 1" long, UNF		4	} Bush to crankcase front
9/15/84491	1048Z15	C2	Lockplate		4	
9/15/84493	1041Z14	D1	Oil pump drive bush		2	
9/15/84449	247K12	B1	Water sleeve		6	In crankcase top face
9/15/84932	465K35		Cover plate		1	Water gallery, rear
9/15/84452	1134Z35		Joint, cover plate		1	
	UFS106/6		Setscrew, $\frac{3}{16}$ " dia. \times $\frac{3}{4}$ " long, UNF ...		4	
	X75949		Washer, $\frac{3}{16}$ " dia., Kolok		4	
9/15/84439	1854Z36		Plug, $\frac{1}{4}$ " B.S.P.		1	
9/15/84440	1909Z81		Joint washer		1	For plug
9/15/84441	1118Z2		Plug, 1" dia., UNF		2	Oil gallery front and rear faces
						Water gallery
9/15/35117	292889		Plug, $\frac{1}{8}$ " B.S.P.		4	
9/15/84442	1808Z44B		Plug, $\frac{1}{8}$ " B.S.P.		2	
9/15/84443	1808Z11		Plug, " GAS		1	
9/15/84444	1876Z283		Joint washer, for plug		1	} Front face
	UFS106/4		Setscrew, $\frac{1}{8}$ " dia. \times $\frac{1}{2}$ " long, UNF ...		10	} Dynamo facing, front and rear
	X75949		Washer, $\frac{1}{8}$ " dia., Kolok		10	
	UFS107/6		Setscrew, $\frac{7}{16}$ " dia. \times $\frac{3}{4}$ " long, UNF ...		4	Front mounting face
	UFS110/8		Setscrew, $\frac{1}{2}$ " dia. \times 1" long, UNF ...		2	} Front mounting face, left hand
9/15/84933	1876Z281		Joint washer		2	
9/15/35100	131302		Dowel		1	Centre bearing cap
9/15/30551	116734		Dowel		2	Timing backplate
9/15/33043	60544		Dowel		6	Starter facing
9/15/84934	314572		Dowel		2	Crankcase end cover
9/15/84448	1121Z6	D19	Dowel		2	Bottom cover, front portion
9/15/33043	60544		Dowel		2	Fuel pump bracket
9/15/84463	1119Z5	B7	Stud, $\frac{5}{16}$ " dia. \times 6.30" long, UNF, special		34	Cylinder head
9/15/85162	1050Z21		Nut, $\frac{5}{16}$ " dia., UNF, special, .70" thick...		30	
9/15/84464	1050Z18		Nut, " dia., UNF, special, slotted ...		4	Lifting cylinder head
9/15/84465	1119Z6		Stud, " dia. \times 5.3" long, UNF, special		8	Cylinder head
9/15/85163	1050Z24	B8	Nut, $\frac{1}{2}$ " dia., UNF, special, .56" thick ...		8	
9/15/84471	1084Z12		Stud, " dia. \times 1.1" long, UNF, special		28	
	UFN106		Nut, " dia., UNF		28	} Bottom cover
	X75962		Washer, $\frac{3}{8}$ " dia., Thackeray		28	

CRANKCASE

Leyland Section PL.23068

B.R. Cat. No.	Leyland or Albion Basic Part No.	Illustn. Ref. No.	Description	Used On Engine No.	No. Reqd. Per Unit	Remarks	
9/15/84469	1085Z12		Stud, $\frac{7}{16}$ " dia. \times $1\frac{1}{2}$ " long, UNF, special		12	Starter facing rear	
	UFN107		Nut, $\frac{7}{16}$ " dia., UNF		4		Starter facing left hand side
	X75950		Washer, $\frac{7}{16}$ " dia., Kolok		4		
9/15/84470	1087Z18		Stud, $\frac{5}{8}$ " dia. \times $2\frac{1}{4}$ " long, UNF, special		2	Engine mounting face, left hand front for moniter block	
9/15/84935	1820Z856		Washer, $\frac{5}{8}$ " dia., special		2		
	UFN110		Nut, $\frac{5}{8}$ " dia., UNF		2		
	X75953		Washer, $\frac{5}{8}$ " dia., Kolok		2	Engine mounting facing, right hand front	
9/15/84470	1087Z18		Stud, $\frac{5}{8}$ " dia. \times $2\frac{1}{4}$ " long, UNF, special		4		
9/15/84468	1084Z14		Stud, $\frac{3}{8}$ " dia. \times $1\frac{3}{4}$ " long, UNF, special		2	On relief valve	
	UFN106		Nut, $\frac{3}{8}$ " dia., UNF		2		
	X75949		Washer, $\frac{3}{8}$ " dia., Kolok		2		
9/15/84472	1084Z11		Stud, $\frac{3}{8}$ " dia. \times $1\frac{3}{4}$ " long, UNF, special		2	Water pipe pump to crankcase	
	UFN106		Nut, $\frac{3}{8}$ " dia., UNF		2		
	X75962		Washer, $\frac{3}{8}$ " dia., Thackeray		2		
9/15/84471	1084Z12		Stud, $\frac{3}{8}$ " dia. \times $1\frac{3}{4}$ " long, UNF, special		4	Fuel pump bracket facing	
9/15/84471	1084Z12		Stud, $\frac{3}{8}$ " dia. \times $1\frac{3}{4}$ " long, UNF, special		4	Right hand side, full flow oil filter housing to crankcase	
	UFN106		Nut, $\frac{3}{8}$ " dia., UNF		4		
	X75949		Washer, $\frac{3}{8}$ " dia., Kolok		4		
9/15/84454	538960		Stud, $\frac{5}{16}$ " dia. \times 6" long, UNF ...		2	Centre holes top R.H. side, heat exchanger body and cover to crankcase	
	UFN105		Nut, $\frac{5}{16}$ " dia., UNF		2		
	X75948		Washer, $\frac{5}{16}$ " dia., Kolok		2		
9/15/35334	316242		Identification plate		1	Fitted on L.H. side	
	236014		Screw, 2 B.A. \times $\frac{3}{8}$ " long, cheese head...		2	Plate to crankcase	
9/15/35335	546202		Identification plate		1	Fitted on R.H. side	
	242584		Screw, No. 4 Parker Kalon		3	Plate to crankcase	
9/15/84937	133K19		Camshaft, complete		1	Camshaft	
9/15/84865	133K17	C5	Camshaft		1		
9/15/84508	1087Z51		Stud, $\frac{3}{8}$ " dia. \times 3" long, UNF, special...		1		
9/15/84509	1873Z343		Mills pin		1		
9/15/84506	9389Z9	C6	Key		2		
9/15/84507	9388Z85	D2	Key		1		
	1050Z20		Nut, $\frac{5}{8}$ " dia., UNF, slotted, special ...		1		
9/15/84510	1131Z12		Washer, 41/64" i/dia., special		1		
	9385Z45		Split pin		1		
							Driving gear to camshaft
9/15/84531	539010	A9	Water pipe, complete		1	Pump to crankcase	
9/15/84938	320119		Water outlet pipe, complete		1	On camshaft front	
9/15/84512	512K22	D3	Oil pump gear		1		
9/15/84513	512K23	E1	Oil pump gear		1	On camshaft rear	
9/15/35318	227751	A18	Tappet		12	Crankshaft to camshaft	
9/15/84944	262K15	F28	Push rod		12		
9/15/84518	436K28	C16	Intermediate gear		1		
							Crankshaft to fuel pump drive
9/15/84519	436K29	A8	Intermediate gear		1	Hub for gear	
9/15/35317	234853	C12	Spindle		2	Hub for gear	
9/15/35030	233364	C13	Bush		2		
9/15/35333	233365	C14	Thrust washer		4		

CRANKCASE
Leyland Section PL.23068

B.R. Cat. No.	Leyland or Albion Basic Part No.	Illustn. Ref. No.	Description	Used On Engine No.	No. Reqd. Per Unit	Remarks
9/15/353332	234856	C15	Washer, special		2	
9/15/84516	1032Z16	C10	Bolt, $\frac{3}{8}$ " dia. \times 3-95" long, UNF, special ...		2	
9/15/84517	299965	C11	Nut, $\frac{3}{8}$ " dia., UNF, castle, special ...		2	
	9385Z28		Split pin		2	
9/15/84945	244K19	C4	Timing backplate		1	
9/15/84501	272K11		Joint, timing backplate		1	
9/15/84502	513631		Bolt, $\frac{3}{8}$ " dia. \times $\frac{3}{4}$ " long, UNF		2	} Backplate to crankcase
9/15/84503	1103Z4		Screw, $\frac{3}{8}$ " dia., UNF, c'sk.		2	
9/15/84523	440K16	E6	Oil pump driving spindle		2	
9/15/84506	9389Z9	E7	Key		2	In spindle
9/15/84525	512K20		Driving gear, main oil pump		1	Front of crankcase
9/15/84526	512K21	E9	Driving gear, scavenge oil pump		1	Rear of crankcase
9/15/84520	451K12	E3	Thrust housing		2	
9/15/84522	1041Z19	E5	Thrust bush		2	In housing
9/15/84521	1134Z31	E4	Joint, thrust housing		2	
	UFS106/7	E2	Setscrew, $\frac{3}{8}$ " dia. \times $\frac{7}{8}$ " long, UNF		6	} Thrust housing to crankcase
	X75949		Washer, $\frac{3}{8}$ " dia., Kolok		6	
9/15/84527	276K11	B14	Oil relief valve body		1	
9/15/84528	2205Z13	B15	Joint, oil relief valve body		1	
9/15/84529	116K12	B16	Oil relief valve		1	
9/15/35325	2605I3	B17	Spring		1	
9/15/84530	457K16	B18	Cover		1	For valve
9/15/84528	2205Z13	B19	Joint, valve cover		1	
9/15/84494	314055	B12	Water manifold		1	
9/15/84495	2205Z15		Joint, water manifold		6	
	UFB106/22	B13	Bolt, $\frac{3}{8}$ " dia. \times 2 $\frac{3}{4}$ " long, UNF		12	
	X75962		Washer, $\frac{3}{8}$ " dia.		12	
9/15/84497	310079		Joint		1	} Water outlet pipe
9/15/35258	13834		Plug		1	
9/15/35261	X42629		Washer, joint, copper		1	
9/15/84499	1084Z10		Stud, $\frac{1}{2}$ " dia. \times 1 $\frac{1}{4}$ " long, UNF, special ...		2	} Water outlet elbow to manifold
	UFN106		Nut, $\frac{1}{2}$ " dia., UNF		2	
	X75962		Washer, $\frac{3}{8}$ " dia., Thackeray		2	
9/15/84946	271K12	A39	Crankcase end cover		1	
9/15/84501	272K11	A40	Joint, crankcase end cover		1	
9/15/84601	9204Z218	A41	Oil seal, Gaco MIS.60		1	In cover
9/15/84947	188K23		Engine support plate, complete		1	Rear
9/15/84467	314038		Angle piece		2	Welded to 188K23
	UFB106/22		Bolt, $\frac{3}{8}$ " dia. \times 2 $\frac{3}{4}$ " long, UNF		4	} Engine support plate and end cover to crankcase
	X75949		Washer, $\frac{3}{8}$ " dia., Kolok		4	
	1072Z53		Bolt, $\frac{7}{16}$ " dia. \times 3" long, UCBI07/24R ...		12	
	X75950		Washer, $\frac{7}{16}$ " dia., Kolok		12	
9/15/84949	162K30		Timing indicator		1	
9/15/84455	314229		Foot, front		1	
9/15/84474	539162		Bolt, $\frac{3}{8}$ " dia. \times 1" long, UNF, special ...		4	} Foot to timing backplate
	UFN406		Nut, $\frac{3}{8}$ " dia., UNF, slotted		4	
	X75920		Washer, $\frac{3}{8}$ " dia., plain		4	
	K5659		Split pin, $\frac{1}{16}$ " dia. \times $\frac{3}{4}$ " long		4	
9/15/35258	13834		Plug		1	} For water pipe pump to crankcase
9/15/35261	X42629		Washer, joint, copper		1	
9/15/84249	A882Z32	G72	Drain cock		1	
9/15/84950	1876Z841		Joint washer		1	} Water pipe pump to crankcase
9/15/84452	1134Z35		Joint		1	
	UFS106/7		Setscrew, $\frac{3}{8}$ " dia. \times $\frac{7}{8}$ " long, UNF		2	
	X75962		Washer, $\frac{3}{8}$ " dia., Thackeray		2	

CRANKCASE

Leyland Section PL.23068

B.R. Cat. No.	Leyland or Albion Basic Part No.	Illustr. Ref. No.	Description	Used On Engine No.	No. Reqd. Per Unit	Remarks
9/15/84457	456K36	B2	Side cover		2	R.H. front and rear
9/15/84458	1133Z13		Joint, side cover		2	
9/15/84459	219K12	B3	Retaining bar		2	} Retaining bar to cover } Side cover to crankcase } Foot to support plate rear } Water outlet pipe } Strap to bracket
9/15/84461	UFB105/10	B4	Bolt, $\frac{5}{16}$ " dia. \times $1\frac{1}{4}$ " long, UNF		4	
	1035Z16	B5	Distance piece		4	
	UFN105		Nut, $\frac{5}{16}$ " dia., UNF		4	
	X75948		Washer, $\frac{5}{16}$ " dia., Kolok		4	
9/15/84866	UFS105/5	B6	Setscrew, $\frac{5}{16}$ " dia. \times $\frac{5}{8}$ " long, UNF		28	
	X75948		Washer, $\frac{5}{16}$ " dia., Kolok		28	
9/15/84475	321K11		Foot, rear			
9/15/84951	539163		Bolt, $\frac{3}{8}$ " dia. \times $1\frac{1}{4}$ " long, UNF, special		4	
	UFN406		Nut, $\frac{3}{8}$ " dia., UNF, slotted		4	
	K5659		Split pin, $\frac{1}{16}$ " dia. \times $\frac{3}{4}$ " long		4	
9/15/84952	320122		Support bracket		1	
9/15/84952	320123		Strap		1	
	UFB104/5		Bolt, $\frac{1}{4}$ " dia. \times $\frac{5}{8}$ " long, UNF		2	
	UFN104		Nut, $\frac{1}{4}$ " dia., UNF		2	
	X75947		Washer, $\frac{1}{4}$ " dia., Kolok		2	
CRANKSHAFT MAIN BEARING BUSHES						
Crankshaft bush, front and rear, top and bottom halves						
9/15/84939	121K101	A9	Standard size		4	
9/15/85141	121K102		Undersize .010"		4	
9/15/85142	121K103		Undersize .020"		4	
9/15/85143	121K104		Undersize .030"		4	
9/15/85144	121K105		Undersize .040"		4	
9/15/85145	121K106		Undersize .050"		4	
Crankshaft bush, intermediate, top and bottom halves						
9/15/84940	121K111	A14	Standard size		8	
9/15/85146	121K112		Undersize .010"		8	
9/15/85147	121K113		Undersize .020"		8	
9/15/85148	121K114		Undersize .030"		8	
9/15/85149	121K115		Undersize .040"		8	
9/15/85150	121K116		Undersize .050"		8	
Crankshaft bush, centre, top and bottom halves						
9/15/84941	121K121	A13	Standard size		2	
9/15/85151	121K122		Undersize .010"		2	
9/15/85152	121K123		Undersize .020"		2	
9/15/85153	121K124		Undersize .030"		2	
9/15/85154	121K125		Undersize .040"		2	
9/15/85155	121K126		Undersize .050"		2	
CRANKSHAFT THRUST WASHERS						
Thrust washer, top half						
9/15/84942	611K23	A16	Standard size		2	
9/15/85156	611K41		Oversize .005"		2	

CRANKCASE

Leyland Section PL.23068

B.R. Cat. No.	Leyland or Albion Basic Part No.	Illustn. Ref. No.	Description	Used On Engine No.	No. Reqd. Per Unit	Remarks
9/15/85157	611K42		Oversize -010"		2	
9/15/85158	611K43		Oversize -020"		2	
			Thrust washer, bottom half			
9/15/84943	611K24	A16	Standard size		2	
9/15/85159	611K44		Oversize -005"		2	
9/15/85160	611K45		Oversize -010"		2	
9/15/85161	611K46		Oversize -020"		2	

STD 15/85305
 railcar.co.
 STD
 6 .010"
 7 .020"
 8 .030"
 9 .040"
 10 .050"

B.R. Cat. No.	Leyland or Albion Basic Part No.	Illustn. Ref. No.	Description	Used On Engine No.	No. Reqd. Per Unit	Remarks
Cylinder Head. Unit R/ECH.5						
9/15/84953	101K38		Cylinder head, complete with valves, valve rocker gear, decompressor shaft, etc....		2	
9/15/84954	101K39	F1	Cylinder head, complete, with valve guides, cover plates, studs, nuts, etc.		2	
9/15/84537	132K12	F4	Valve guides		12	
9/15/84955	114K18	F5	Valve seat		6	Inlet
9/15/84956	114K16	F6	Valve seat		6	Exhaust
9/15/84536	247K14	F3	Sleeve		6	Injector nozzle holder
9/15/84547	456K29	F13	Cover plate		4	On cylinder head
9/15/84548	1134Z29		Joint, cover plate		4	
	1062Z6	} F14	Screw, $\frac{3}{8}$ " dia. \times $\frac{3}{4}$ " long, UFS106/6P		8	} Cover plate to head
	4970Z4		Lockwasher, $\frac{3}{8}$ " dia., single, spring		8	
9/15/84957	1808Z52A		Core plug		4	In top face
9/15/84535	1808Z120	F2	Core plug		6	In nearside face
9/15/35101	121421	B59	Dowel		4	For rocker bracket
9/15/84468	1084Z14	} F7	Stud, $\frac{3}{8}$ " dia. \times $1\frac{1}{4}$ " long, special		12	} Fixing exhaust manifold
	4970Z4A		Lockwasher, $\frac{3}{8}$ " dia., single, spring		12	
9/15/84542	1050Z14	} F8	Nut, $\frac{3}{8}$ " dia., UNF, special		12	} Fixing inlet manifold
9/15/84468	1084Z14		Stud, $\frac{3}{8}$ " dia. \times $1\frac{3}{4}$ " long, UNF, special		12	
	4971Z4A		Lockwasher, $\frac{3}{8}$ " dia., Grover		12	
9/15/84542	1050Z14		Nut, $\frac{3}{8}$ " dia., UNF, special		12	
9/15/84545	1119Z2	F10	Stud, $\frac{1}{2}$ " dia. \times 4-30" long, UNF, special		6	Fixing bracket for rocker shaft
9/15/84544	1119Z3	F9	Stud, $\frac{1}{2}$ " dia. \times 5-15" long, UNF, special		6	Fixing bracket for shaft and rocker clamp
	4970Z6		Lockwasher, $\frac{1}{2}$ " dia., single, spring		12	
	1078Z8		Nut, $\frac{1}{2}$ " dia., plain, UFN108/A		12	
9/15/84472	1084Z11	} F11	Stud, $\frac{5}{16}$ " dia. \times $1\frac{3}{8}$ " long, UNF, special		8	} Lifting flanges
	4970Z4		Lockwasher, $\frac{3}{8}$ " dia., single, spring		8	
	1078Z6		Nut, $\frac{3}{8}$ " dia., plain, UFN106/A		8	
9/15/84471	1084Z12		Stud, $\frac{5}{16}$ " dia. \times $1\frac{1}{2}$ " long, UNF, special		4	} Valve cover distance piece
	1663Z6		Nut, $\frac{3}{8}$ " dia., Simmonds PP/D126/11		4	
9/15/84958	233144	F46	Clamp		6	For injector
9/15/84959	299674		Nut, $\frac{1}{2}$ " dia., UNF, special		6	
9/15/84568	242K11	F20	Valve		6	Inlet
9/15/84569	136K13	F21	Valve		6	Exhaust
9/15/84570	245K11	F22	Cap		12	Valve spring
9/15/40024	190832	F23	Seal		12	Valve stem

CYLINDER HEAD

Leyland Section PL.23069

B.R. Cat. No.	Leyland or Albion Basic Part No.	Illustn. Ref. No.	Description	Used On Engine No.	No. Reqd. Per Unit	Remarks
9/15/40005	236541	F24	Valve cone		24	
9/15/84571	243K12	F25	Valve spring, inner		12	
9/15/84572	243K11	F26	Valve spring, outer		12	
9/15/39994	191286	F27	Cap		12	On valve stem
9/15/84575	135K13	F29	Valve rocker shaft		2	
9/15/40048	60207	F30	Welch washer, $\frac{5}{8}$ " dia.		4	End of shaft
9/15/84576	124K12	F31	Bracket		6	For rocker and decompressor shaft
9/15/84577	1031Z5	B25	Locating screw		2	In rear bracket
	4970Z3A		Lockwasher, $\frac{5}{16}$ " dia., single, spring		2	
9/15/84578	169K14	F32	Valve rocker		12	
9/15/40038	227737	F33	Ball end		12	For rocker (adjusting screw)
9/15/85268	294921	F34	Locknut, $\frac{1}{2}$ " dia., 28 T.P.I., special		12	
9/15/40043	60166	F35	Spring, on rocker shaft		4	Centre (long)
9/15/40045	60186	F36	Spring, on rocker shaft		4	End (short)
9/15/40047	60143	F37	Washer, $\frac{57}{64}$ " i/dia., special		12	At rocker
9/15/40046	60142	F38	Washer, $\frac{7}{8}$ " i/dia., special		4	For circlip
	60112	F39	Circlip, ex. $\cdot 825$ " i/dia. \times $\cdot 048$ " dia. (sec.)		4	
9/15/84579	246K11	F40	Decompressor shaft		2	
9/15/84580	516K14		Locating plunger		2	For shaft
9/15/40044	12373	F41	Spring		2	Plunger
9/15/40034	231490	F42	Decompressor lever		2	
	1051Z14		Bolt, $\frac{1}{4}$ " dia., UFB104/14P		2	
	4970Z13	F43	Lockwasher, $\frac{1}{4}$ " dia., single, spring		2	
	1078Z4		Nut, $\frac{1}{4}$ " dia., UNF, plain		2	
			Valve cover distance piece, complete...		2	
9/15/84960	103K15		Valve cover distance piece		2	
9/15/84549	103K14	F15	Stud, $\frac{3}{8}$ " dia. \times $3\frac{1}{2}$ " long, UNF, special		14	} Fixing valve cover
9/15/84551	1084Z26		Nut, $\frac{3}{8}$ " dia., knurled, special		14	
9/15/84962	148K19		Inlet manifold, complete		1	
9/15/84564	148K16	B23	Inlet manifold		1	
9/15/84565	1083Z10		Stud, $\frac{5}{16}$ " dia. \times $1\frac{1}{4}$ " long, UNF, special		4	} Fixing blind flanges
	4970Z3A		Lockwasher, $\frac{5}{16}$ " dia., single, spring		4	
	1078Z5		Nut, $\frac{5}{16}$ " dia., plain		4	
9/15/84534	104K13	A17	Cylinder head joint		2	
9/15/84550	111K12	F16	Joint		2	Valve cover distance piece to head
9/15/84552	164Z22	F17	Screw, $\frac{3}{8}$ " dia. \times $\frac{7}{8}$ " long, UNF, socket, special		16	Distance piece to head
9/15/84546	1149Z1	F12	Lifting flange		4	Cylinder head
9/15/84553	102K19	F18	Valve cover		2	
9/15/84554	112K13	F19	Joint, valve cover		2	
9/15/84963	8803Z215		Engine number plate		1	On rear cover
9/15/40519	529929		Monogram plate		1	On front cover
	9300Z313		Screw, 2 B.A. \times $\frac{1}{4}$ " long, snap head, brass, N.P....		8	Plates to cover
9/15/84557	164K17		Breather pipe		2	On valve covers
9/15/33035	227918		Air and oil separator		2	
9/15/33008	227919		Joint, air and oil separator		4	
	1052Z22		Bolt, $\frac{5}{16}$ " dia. \times $2\frac{3}{4}$ " long, UFB105/22P		6	} Pipe and separator to covers
	4970Z3A		Lockwasher, $\frac{5}{16}$ " dia., single, spring		6	

CYLINDER HEAD
Leyland Section PL.23069

B.R. Cat. No.	Leyland or Albion Basic Part No.	Illustr. Ref. No.	Description	Used On Engine No.	No. Reqd. Per Unit	Remarks
9/15/84558	303432		Breather, complete, A.C. Sphinx Part No. 527507		2	
9/15/84563	156K14		Joint		6	Inlet manifold to cylinder head
9/15/84566	1941Z39		Blind flanges		2	On inlet manifold
9/15/84567	2205Z8		Joint, blind flange		2	
9/15/84559	150K17	B20	Exhaust manifold, front		1	
9/15/84560	150K18	B21	Exhaust manifold, rear		1	
9/15/84561	175K13		Manifold adapter		1	
9/15/84562	71335A2		Sealing ring		4	
9/15/84563	156K14	B24	Joint		6	Exhaust manifold to cylinder head
9/15/84274	1145Z2		Joint		1	Exhaust pipe to manifold
9/15/82590	114K21		Seat, valve, inlet (+.020")		6	
9/15/85291	114K24		Seat, valve, inlet (+.050")		6	
9/15/85292	114K19		Seat, valve, exhaust (+.020")		6	
9/15/85293	114K22		Seat, valve, exhaust (+.050")		6	
9/15/85294	SUN729		Joints, top overhaul set		as reqd.	

railcar.co.uk

CRANKSHAFT

Leyland Section PL.23070

B.R. Cat. No.	Leyland or Albion Basic Part No.	Illustr. Ref. No.	Description	Used On Engine No.	No. Reqd. Per Unit	Remarks
Crankshaft. Unit R/ECS.4						
9/15/84965	117K27		Crankshaft, complete		1	
9/15/84966	117K19	A19	Crankshaft		1	
9/15/30513	191198		Oil plugs		12	
9/15/84967	1031Z8	A22	Bolt, $\frac{3}{8}$ " dia. \times 4.69" long, special ...		6	Fixing plugs
9/15/84968	299006		Nut, $\frac{3}{8}$ " dia., UNF, castle, special ...		6	
	9385Z5		Split pin		6	
9/15/84584	1119Z4	A23	Stud, $\frac{7}{8}$ " dia. \times 3 $\frac{1}{8}$ " long, UNF, special		1	Fixing hub
9/15/84585	1873Z270		Mills pin		1	Fixing stud
9/15/84586	1131Z42	A24	Washer, $\frac{5}{16}$ " i/dia., special		1	
9/15/84587	1050Z19	A25	Nut, $\frac{7}{8}$ " dia., UNF, special		1	
9/15/84588	9388Z121	A26	Key		1	Crankshaft gear
9/15/84589	9388Z140	A27	Key		1	Hub
9/15/84969	305K16		Inner hub, complete		1	
9/15/84970	305K15	A30	Hub, for crankshaft		1	Inner
9/15/84971	9388Z127	A31	Key		1	Outer hub
9/15/84590	436K26	A28	Crankshaft gear		1	
9/15/84591	406K14	A29	Oil thrower, front		1	
9/15/84972	285K15		Distance piece		1	Between oil thrower and hub
9/15/84593	305K12	A32	Hub, for crankshaft		1	Outer
9/15/84594	285K11	A33	Distance piece, inner		1	
9/15/84595	285K12	A34	Distance piece, outer		1	
9/15/84596	1031Z10	A35	Bolt, $\frac{7}{16}$ " dia. \times 2.625" long, UNF, special...		8	In hub fixing damper and distance pieces
	4970Z5		Lockwasher, $\frac{7}{16}$ " single, spring		8	
9/15/84598	54078C	A37	Holmes "Holset" damper		1	
9/15/84599	406K15	A38	Oil thrower, rear		2	
9/15/84973	9227Z61		Dowel		1	In flywheel
9/15/84974	1032Z24	A42	Bolt, $\frac{5}{16}$ " dia. \times 3.125" long, UNF, special...		8	Oil throwers and flywheel to crankshaft
9/15/84511	1050Z20		Nut, $\frac{5}{16}$ " dia., UNF, special		8	
	9385Z45		Split pin		8	
9/15/84975	265K15		Crankshaft extension piece... ..		1	
	UFB108/16		Bolt, $\frac{1}{2}$ " dia. \times 2" long, UNF		4	Crankshaft extension piece
	X75951		Washer, $\frac{1}{2}$ " dia., Kolok		4	
9/15/84665	314800		Adapter plate		1	Flywheel
9/15/35037	60284		Dowel		1	Adapter plate
9/15/84597	185K17	A36	Starter gear ring		1	
9/15/84976	320391		Bolt, $\frac{3}{8}$ " dia. \times 1 $\frac{1}{2}$ " long, UNF, special ...		15	Starter ring to adapter plate and fluid flywheel
	517102		"Nylock" nut, $\frac{3}{8}$ " dia., UNF		15	
9/15/30535	257686	Tab washer		15		
	X75920		Washer, $\frac{3}{8}$ " dia., plain		15	

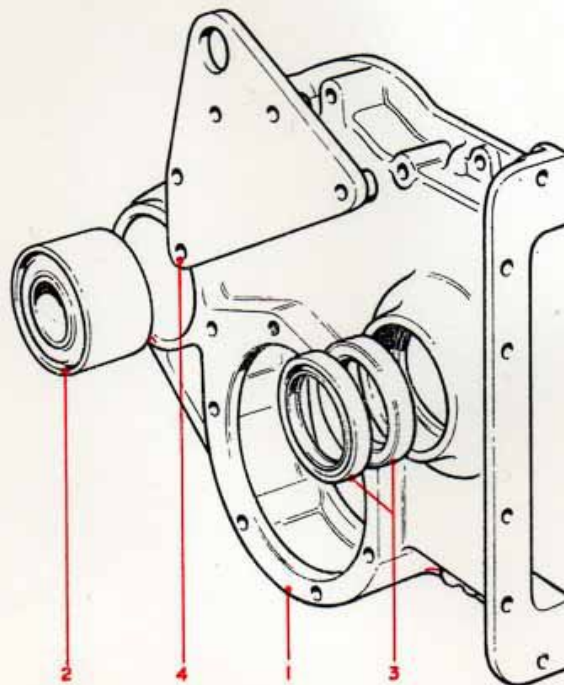
PISTON AND CONNECTING ROD

Leyland Section PL.23071

B.R. Cat. No.	Leyland or Albion Basic Part No.	Illustr. Ref. No.	Description	Used On Engine No.	No. Req. Per Unit	Remarks
Piston and Connecting Rod. Unit A/ECN.4						
9/15/84977	115K27		Piston, complete		6	
9/15/84978	115K26	A43	Piston, Wellworthy		6	
9/15/84979	115K31		Piston, Specialloid		6	Alternative to Part No. 115K26
9/15/84610	227K12	B26	Piston ring, compression		6	Top
9/15/84611	227K13	B27	Piston ring, compression		12	Second and third
9/15/84612	227K14	B28	Piston ring, scraper		12	Fourth and bottom
9/15/84613	250K11	B29	Piston pin, gudgeon		6	
9/15/85277	9211Z75	A44	Circlip, special		12	For piston pin
9/15/84614	252K12		Connecting rod, complete		6	
9/15/84615	252K11	B30	Connecting rod and cap		6	
9/15/84616	254K11	B31	Bush, small end		6	
9/15/85164	254K13		Bush, small end, oversize -010" outside diameter		6	
9/15/84617	253K11	} B32	Bolt, $\frac{1}{6}$ " dia., B.S.F., special		12	} Cap to rod
9/15/84618	1129Z3		Nut, $\frac{1}{6}$ " dia., B.S.F., slotted, special		12	
	9385Z47		Split pin		12	
9/15/84980	129K27	B33	Bush, large end, standard size		12	
9/15/84981	129K28		Bush, large end, undersize -010"		12	
9/15/84982	129K29		Bush, large end, undersize -020"		12	
9/15/84983	129K30		Bush, large end, undersize -030"		12	
9/15/84984	129K31		Bush, large end, undersize -040"		12	
9/15/84985	129K32		Bush, large end, undersize -050"		12	
	9300Z358		Screw, locating, 2 B.A.		6	For small end bush

TIMING CASE
Leyland Section PL.23072

B.R. Cat. No.	Leyland or Albion Basic Part No.	Illustn. Ref. No.	Description	Used On Engine No.	No. Reqd. Per Unit	Remarks
Timing Case. Unit R/ETC.3						
9/15/84986	251K21		Timing case, complete		1	
9/15/84987	251K19	1	Timing case		1	
9/15/84411	317901	2	Bush, Metallastik type LE 1273 ...		1	
9/15/84628	9204Z89	3	Oil seal, Gaco Ref. G400300		2	Timing gear
9/15/84627	131K14		Joint			
	UCS107/12R X75963		Setscrew, $\frac{7}{16}$ " dia. \times $1\frac{1}{2}$ " long, UNC ...		4	Timing case and backplate to crankcase
			Washer, $\frac{7}{16}$ " dia., Thackeray		4	
9/15/84988	237K24	4	Lifting plate		1	Timing case and lifting plate to backplate
9/15/84989	1053Z57		Bolt, $\frac{1}{2}$ " dia. \times $3\frac{3}{4}$ " long, UNF, special ...		2	
	UFN106		Nut, $\frac{1}{2}$ " dia., UNF		2	
	X75949		Washer, $\frac{3}{8}$ " dia., Kolok		2	
9/15/84990	1072Z54 X75950		Bolt, $\frac{7}{16}$ " dia. \times $3\frac{3}{4}$ " long, UNC, special ...		3	Timing case, lifting plate and backplate to crankcase
			Washer, $\frac{7}{16}$ " dia., Kolok		3	
9/15/84472	1084Z11		Stud, $\frac{3}{8}$ " dia. \times $1\frac{3}{4}$ " long, UNF, special ...		2	Compressor to timing case
	UFN106		Nut, $\frac{3}{8}$ " dia., UNF		2	
	X75949		Washer, $\frac{3}{8}$ " dia., Kolok		2	



TYPICAL ILLUSTRATION

B.R. Cat. No.	Leyland or Albion Basic Part No.	Illust. Ref. No.	Description	Used On Engine No.	No. Reqd. Per Unit	Remarks
Sump. Unit R/ES.4						
9/15/84991	141K33		Bottom cover, complete, front ...		1	
9/15/84633	141K14	D4	Bottom cover		1	Front portion
9/15/33043	60544		Dowel		2	Fuel pump bracket facing
9/15/84992	1090Z12	G1	Stud, $\frac{5}{16}$ " dia. \times $1\frac{1}{2}$ " long, UNC/UNF, special		18	Sump to bottom cover
	UFN105		Nut, $\frac{5}{16}$ " dia., UNF		18	
	X75948		Washer, $\frac{5}{16}$ " dia., Kolok		18	
9/15/84993	1090Z14	G2	Stud, $\frac{5}{16}$ " dia. \times $1\frac{3}{4}$ " long, UNC/UNF, special		4	Water pump drive rear housing and cover
	UFN105		Nut, $\frac{5}{16}$ " dia., UNF		4	
	X75948		Washer, $\frac{5}{16}$ " dia., Kolok		4	
9/15/84993	1090Z14		Stud, $\frac{5}{16}$ " dia. \times $1\frac{3}{4}$ " long, UNC/UNF, special		4	Fuel pump drive rear housing and cover
	UFN105	Nut, $\frac{5}{16}$ " dia., UNF		4		
	X75948	Washer, $\frac{5}{16}$ " dia., Kolok		4		
9/15/84994	1091Z12		Stud, $\frac{3}{8}$ " dia. \times $1\frac{1}{2}$ " long, UNC/UNF, special		8	Front cover at fuel pump drive
	UFN106	Nut, $\frac{3}{8}$ " dia., UNF		8		
	X75962	Washer, $\frac{3}{8}$ " dia., Thackeray		8		
9/15/84994	1091Z12	D7	Stud, $\frac{3}{8}$ " dia. \times $1\frac{1}{2}$ " long, UNC/UNF, special		4	Centrifugal oil filter
	UFN105		Nut, $\frac{3}{8}$ " dia., UNF		4	
	X75962		Washer, $\frac{3}{8}$ " dia., Thackeray		4	
9/15/84995	1091Z14		Stud, $\frac{3}{8}$ " dia. \times $1\frac{3}{4}$ " long, UNC/UNF, special		4	Water pump drive front housing
	UFN106	Nut, $\frac{3}{8}$ " dia., UNF		4		
	X75949	Washer, $\frac{3}{8}$ " dia., Kolok		4		
9/15/84996	1091Z10	B34	Stud, $\frac{3}{8}$ " dia. \times $1\frac{1}{4}$ " long, UNC/UNF, special		4	Fuel filter bracket
	UFN106		Nut, $\frac{3}{8}$ " dia., UNF		4	
	X75949		Washer, $\frac{3}{8}$ " dia., Kolok		4	
9/15/84997	1090Z10		Stud, $\frac{5}{16}$ " dia. \times $1\frac{1}{2}$ " long, UNC/UNF, special		1	Fuel filter bracket
	UFN105	Nut, $\frac{5}{16}$ " dia., UNF		1		
	X75948	Washer, $\frac{5}{16}$ " dia., Kolok		1		
9/15/84994	1091Z12		Stud, $\frac{3}{8}$ " dia. \times $1\frac{1}{2}$ " long, UNC/UNF, special		4	Cover plate rear oil filler facing
	UFN106	Nut, $\frac{3}{8}$ " dia., UNF		4		
	X75949	Washer, $\frac{3}{8}$ " dia., Kolok		4		
9/15/84998	1093Z18		Stud, $\frac{1}{2}$ " dia. \times $2\frac{1}{4}$ " long, UNC/UNF, special		4	Fuel pump bracket facing
	UFN108	Nut, $\frac{1}{2}$ " dia., UNF		4		
	X75964	Washer, $\frac{1}{2}$ " dia., Thackeray		4		
9/15/84994	1091Z12		Stud, $\frac{3}{8}$ " dia. \times $1\frac{1}{2}$ " long, UNC/UNF, special		4	Oil filler to side filler facing
	UFN106	Nut, $\frac{3}{8}$ " dia., UNF		4		
	X75949	Washer, $\frac{3}{8}$ " dia., Kolok		4		
9/15/84999	1090Z8		Stud, $\frac{5}{16}$ " dia. \times 1 " long, UNC/UNF, special		6	

SUMP

Leyland Section PL.23073

B.R. Cat. No.	Leyland or Albion Basic Part No.	Illustn. Ref. No.	Description	Used On Engine No.	No. Reqd. Per Unit	Remarks	
9/15/84728	UFN105 1820Z642		Nut, $\frac{5}{16}$ " dia., UNF ... Lockwasher, $\frac{11}{32}$ " i/dia., special ...		6 6		
9/15/85000	141K26	A45	Bottom cover, complete, rear ...		1	Rear portion	
9/15/84634	141K15		Bottom cover ...		1		
9/15/85001	1090Z9		Stud, $\frac{5}{16}$ " dia. \times $1\frac{1}{8}$ " long, UNC/UNF, special ...		3		
	UFN105 X75948		Nut, $\frac{5}{16}$ " dia., UNF ... Washer, $\frac{5}{16}$ " dia., Kolok ...		3 3		} Bracket for solenoid
9/15/85002	BS/12215C	Sump, complete ...		1			
9/15/84648	12215C	B35	Sump ...		1		
9/15/85003	1089Z26		Stud, $\frac{1}{4}$ " dia. \times $3\frac{1}{2}$ " long, UNF, special ...		4		
	UFN104		} D8	Nut, $\frac{1}{4}$ " dia., UNF ...			4
	X75918 X75947			Washer, $\frac{1}{4}$ " dia., plain ... Washer, $\frac{1}{4}$ " dia., Kolok ...			4 4
9/15/84669	314573		Oil pipe, complete, 2" o/dia. ...		1		
9/15/33211	246793		Filler cap, complete ...		1		
9/15/33213	245801		Filler cap...		1		
9/15/33230	246799		Washer ...		1		
9/15/33215	246800		Retainer ...		1		
9/15/33216	K5880 X40849		Screw, 2 B.A. \times $\frac{1}{2}$ " long, c'sk. head ... Nut, 2 B.A. ...		1 1		
9/15/84672	314576		Dipstick, complete ...		1		
9/15/84653	33567A	D9	Oil filter box ...		1	In sump	
9/15/84654	A53347	D10	Oil filter, complete (Ley. Alb.) ...		1	Upper	
9/15/84655	B53347	D11	Oil filter, complete (Ley. Alb.) ...		1	Lower	
	UFB104/18	B38	Bolt, $\frac{1}{4}$ " dia. \times $2\frac{1}{4}$ " long, UNF ...		10	} Filter to filter box	
	UFN104		Nut, $\frac{1}{4}$ " dia., UNF ...		10		
	X75918		Washer, $\frac{1}{4}$ " dia., plain ...		20		
	X75947		Washer, $\frac{1}{4}$ " dia., Kolok ...		10		
9/15/84656	33568B	D12	Oil filter cover ...		1		
9/15/84649	33569A	B36	Joint ...		1	Sump to bottom cover front	
9/15/84650	1808Z79B	B37	Drain plug ...		2	} Sump	
9/15/84651	1876Z723		Joint washer ...		2		
9/15/85004	456K55		Cover plate ...		1		
9/15/84638	538863		Joint ...		1		
9/15/84663	539013		Drive adapter ...		1		
9/15/84664	UFS105/6 539014		Setscrew, $\frac{5}{16}$ " dia. \times $\frac{3}{4}$ " long, UNF ... Locking plate ...		4 2	} Drive adapter to fuel pump driving gear	
9/15/84662	539015	Front cover ...		1	Fuel pump drive		
9/15/85005	1132Z7		Joint ...		1	Front cover	
9/15/84642	1083Z12		Stud, $\frac{5}{16}$ " dia. \times $1\frac{1}{2}$ " long, UNF, special ...		3		
	UFN105		Nut, $\frac{5}{16}$ " dia., UNF ...		3		
	X75948		Washer, $\frac{5}{16}$ " dia., Kolok ...		3		
9/15/58305	529262		Tachometer generator ...		1	Smiths "M" type MDG 23/4	
9/15/58307	534514		Joint ...		1		
9/15/84660	9422Z9		Joint ...		1	Oil filler pipe to sump	

SUMP
Leyland Section PL.23073

B.R. Cat. No.	Leyland or Albion Basic Part No.	Illustn. Ref. No.	Description	Used On Engine No.	No. Reqd. Per Unit	Remarks
9/15/84671	314575		Oil filler body		1	
9/15/33250	258900		Joint		1	Body to pipe
9/15/84471	1084Z12		Stud, $\frac{3}{8}$ " dia. \times $1\frac{1}{2}$ " long, UNF		4	} Filler body to pipe
	UFN106		Nut, $\frac{3}{8}$ " dia., UNF		4	
	X75948		Washer, $\frac{3}{8}$ " dia., Kolok		4	} Filler body to cylinder head
	UFB106/32		Bolt, $\frac{3}{8}$ " dia. \times 4" long, UNF		2	
	X75962		Washer, $\frac{3}{8}$ " dia., Thackeray		2	} In filler body for springs
9/15/33270	246798		Anchor pin		1	
9/15/84659	317883		Lifting handle		1	} In cap and handle for springs
9/15/33232	246796		Anchor pin		1	
9/15/33285	246797		Spring		2	} Bottom cover front to rear portion
9/15/84661	246795		Pivot pin		1	
	K5665		Split pin		2	
9/15/84636	142K14	A46	Joint		1	} Front and rear portions together
	UFB106/12	} G3	Bolt, $\frac{3}{8}$ " dia. \times $1\frac{1}{2}$ " long, UNF		7	
	UFN106		Nut, $\frac{3}{8}$ " dia., UNF		7	
	X75962		Washer, $\frac{3}{8}$ " dia., Thackeray		7	} Bottom cover to crankcase
9/15/84635	142K13	D5	Joint		1	
	UFB106/12	} A47	Bolt, $\frac{3}{8}$ " dia. \times $1\frac{1}{2}$ " long, UNF		6	} Front portion to timing case
	UFN106		Nut, $\frac{3}{8}$ " dia., UNF		6	
	X75962		Washer, $\frac{3}{8}$ " dia., Thackeray		6	} Rear portion to crankcase end cover
	UFS106/9		Setscrew, $\frac{3}{8}$ " dia. \times $1\frac{1}{8}$ " long, UNF		4	
	X75962		Washer, $\frac{3}{8}$ " dia., Thackeray		4	

B.R. Cat. No.	Leyland or Albion Basic Part No.	Illustrn. Ref. No.	Description	Used On Engine No.	No. Reqd. Per Unit	Remarks
Water Pump. Unit A/EWP.4						
9/15/85006	230K14		Water pump, complete		1	
9/15/85007	210K25		Water pump casing, complete ...		1	
9/15/84674	546498	G4	Water pump casing		1	
9/15/84565	1083Z10	G5	Stud, $\frac{5}{16}$ " dia. \times $1\frac{1}{4}$ " long, UNF, special		8	} End cover
	4970Z3		Lockwasher, $\frac{5}{16}$ " dia.		8	
	1078Z5		Nut, $\frac{5}{16}$ " dia., UNF, plain		8	
9/15/84565	1083Z10		Stud, $\frac{5}{16}$ " dia. \times $1\frac{1}{4}$ " long, UNF, special		4	} Pump inlet
9/15/84675	1083Z26		Stud, $\frac{5}{16}$ " dia. \times $3\frac{1}{4}$ " long, UNF, special		1	
9/15/84676	547044	G6	Stud, $\frac{5}{16}$ " dia. \times $3\frac{3}{4}$ " long, UNF, special		1	
	4970Z3		Lockwasher, $\frac{5}{16}$ " dia., single, spring		6	
	1078Z5		Nut, $\frac{5}{16}$ " dia., UNF, plain		6	
9/15/85008	209K23		Pump spindle, complete		1	
9/15/85009	209K22	G12	Pump spindle		1	
9/15/85010	9388Z19	G13	Key		1	For impeller
9/15/85011	1132Z11		Joint		1	Casing
9/15/84731	1871Z52		Screwed connection		1	In casing
9/15/85012	1139Z6		Washer, copper, special		1	
9/15/85013	1871Z62		Coupling nut		1	
9/15/85014	1876Z636		Washer		1	Blanks off coupling nut
9/15/84679	211K13	G10	End cover		1	Water pump
9/15/84680	1133Z10	G11	Joint, end cover		1	
9/15/84678	546499	G9	Water pump inlet		1	
9/15/84677	546500	G8	Joint		1	For inlet
9/15/85015	1131Z107	} G14	Washer, .520 i/dia., special		1	On pump spindle
	1663Z18		Nut, $\frac{1}{2}$ " dia., UNF, Simmonds... ..		1	
9/43/5964	5332Z25	G15	Ball bearing, Hoffmann type 320V3 ...		2	
9/15/84684	1037Z15	G16	Distance piece		1	Between bearings
9/15/85276	9211Z69	G17	Circlip, special		1	
9/15/84686	9204Z208	G19	Oil seal, Gaco MIS.12		2	
9/15/85016	208K16	G20	Distance piece		1	At seals
9/15/85017	9295Z131	G21	Rubbing washer		1	
9/15/85018	9204Z256	G22	Water pump seal		1	
9/15/85019	264K16	G23	Thrust plate		1	
9/15/84691	1132Z10		Joint, for thrust plate		1	
9/15/84692	227799	G24	Screw, 2 B.A. \times $\frac{1}{2}$ " long, S.S. special ...		4	Thrust plate to end cover
9/15/85020	208K17	G25	Distance piece		1	At impeller
9/15/85021	207K17	G26	Impeller		1	
9/15/84683	316216		Drip tray		1	At water pump
9/15/84685	1038Z18	G18	Distance piece		1	} Between end cover and water pump drive roller bearing
9/15/85022	5655Z83		Rubber connection, for pipe		1	Pump to block
9/15/85023	1881Z287		Clips		2	For connections

B.R. Cat. No.	Leyland or Albion Basic Part No.	Illustr. Ref. No.	Description	Used On Engine No.	No. Reqd. Per Unit	Remarks	
Oil Pump. Unit A/EOP.5							
9/15/85024	229K13		Main oil pump, complete		1		
9/15/84695	127K13	E10	Oil pump body, complete		1		
9/15/85025	127K12		Pump body... ..		1		
9/15/84696	229585	E11	Dowel		2		
9/15/84697	119K13	E13	Oil pump spindle, complete		1		
9/15/84699	119K12		Spindle		1		
9/15/84506	9389Z9	E14	Key		1	For gear	
9/15/84698	470K24	E15	Gear		1	On spindle	
9/15/84699	118K12	E16	Pin		1	For pump gear (idler)	
9/15/84700	470K25	E17	Pump gear, idler		1		
9/15/84701	212K13		Cover		1	Main pump	
	1052Z24	E19	Bolt, $\frac{5}{16}$ " dia. \times 3" long, UFB105/24P		3	} Cover to pump body	
	1061Z7		Screw, $\frac{5}{16}$ " dia. \times $\frac{7}{8}$ " long, UFS105/7P		3		
	4970Z3A		Lockwasher, $\frac{5}{16}$ " dia., single, spring ...		6		
9/15/85034	229K14		Scavenge oil pump, complete		1		
9/15/84695	127K13	E10	Oil pump body, complete		1		
9/15/85025	127K12		Pump body... ..		1		
9/15/84696	229585	E11	Dowel		2		
9/15/84697	119K13	E13	Oil pump spindle, complete		1		
9/15/85026	119K12		Spindle		1		
9/15/84506	9389Z9	E14	Key		1	For gear	
9/15/84698	470K24	E15	Gear		1	On spindle	
9/15/84699	118K12	E16	Pin		1	For pump gear (idler)	
9/15/84700	470K25	E17	Pump gear		1	Idler	
9/15/84702	212K14	E18	Cover		1	For scavenge pump	
	1052Z16	E19	Bolt, $\frac{5}{16}$ " dia. \times 2" long, UFB105/16P...		3	} Cover to pump body	
	1052Z20	E20	Bolt, $\frac{5}{16}$ " dia. \times 2 $\frac{1}{2}$ " long, UFB105/20P		2		
	1061Z7	E21	Screw, $\frac{5}{16}$ " dia. \times $\frac{7}{8}$ " long, UFS105/7P		1		
	4970Z3A	E22	Lockwasher, $\frac{5}{16}$ " dia., single, spring ...		6		
9/15/84707	149K24	E23	Main oil delivery pipe, complete		1		
9/15/84708	149K26	E24	Scavenger oil delivery pipe, complete		1		
	1062Z7		Screw, $\frac{3}{8}$ " dia. \times $\frac{7}{8}$ " long, UFS106/7P		6	} Pump bodies to block	
	4970Z4		Lockwasher, $\frac{3}{8}$ " dia., single spring		6		
9/15/85027	147K19	D20	Main oil suction branch		1	Upper	
9/15/85028	147K20	D21	Main oil suction branch		1	Lower	
9/15/84994	1091Z12	} D22	Stud, $\frac{3}{8}$ " dia. \times 1 $\frac{1}{2}$ " long, UNC/UNF, special		2	} In upper fixing lower branch	
	4971Z4A			Lockwasher, $\frac{3}{8}$ " dia., Grover			2
	1078Z6			Nut, $\frac{3}{8}$ " dia., plain, UFN106/A			2
9/15/84495	2205Z15		Joint		2	Between upper and lower branches and between upper branches and main pump cover	
	1062Z8	} D23	Screw, $\frac{3}{8}$ " dia. \times 1" long, UFS106/8P		2	} Branch to main pump cover	
	4971Z4A			Lockwasher, $\frac{3}{8}$ " dia., Grover			2
9/15/85029	9420Z27	E26	Washer, 1.70" i/dia., felt, special		1	On branch at filter	

OIL PUMP

Leyland Section PL.23075

B.R. Cat. No.	Leyland or Albion Basic Part No.	Illustr. Ref. No.	Description	Used On Engine No.	No. Reqd. Per Unit	Remarks
9/15/84709	771K17	E25	Cage		1	For washer
9/15/84858	1134Z34		Joint		2	Main and scavenge delivery pipes to pumps
9/15/85030	1134Z36		Joint		1	Main delivery pipe to block
	1062Z8		Screw, $\frac{3}{8}$ " dia. \times 1" long, UFS106/8P		2	} Delivery pipe to main pump
	4971Z4A		Lockwasher, $\frac{3}{8}$ " dia., Grover		2	
	1053Z16		Bolt, $\frac{3}{8}$ " dia. \times 2" long, UFB106/16P		1	} Delivery pipe to block
	1062Z8		Screw, $\frac{3}{8}$ " dia. \times 1" long, UFS106/8P		2	
	4970Z4		Lockwasher, $\frac{3}{8}$ " dia., single, spring		3	
	1053Z28		Bolt, $\frac{3}{8}$ " dia. \times 2 $\frac{1}{2}$ " long, UFB106/28P		1	} Pipe and bracket for scavenge delivery pipe to block
	4970Z4		Lockwasher, $\frac{3}{8}$ " dia., single, spring		1	
	1053Z10	Bolt, $\frac{3}{8}$ " dia. \times 1 $\frac{1}{4}$ " long, UFB106/10P		2	} Scavenge delivery pipe to scavenge pump	
	4971Z4A	Lockwasher, $\frac{3}{8}$ " dia., Grover		2		
9/15/85033	215K12	Bracket		1	Scavenge pump	

railcar.co.uk

FUEL PUMP

Leyland Section PL.23076

B.R. Cat. No.	Leyland or Albion Basic Part No.	Illustn. Ref. No.	Description	Used On Engine No.	No. Reqd. Per Unit	Remarks
Fuel Pump. Unit A/EFP.IO						
9/15/84867	1659Z31	G27	Fuel injection pump and governor, complete ...		1	
9/15/85165			Fuel pump, C.A.V. type>NNL6F90/167		1	
9/15/47425			Governor, C.A.V. type GRWB24 (200-950)		1	
9/15/85035	319120		Feed pump, C.A.V. type DFP3/2S		1	
9/75/7240			Governor spring, complete, C.A.V. 200/950			
9/75/7220			Outer spring, C.A.V. 7023/36			
9/75/7230			Centre spring, C.A.V. 7023/76			
9/15/47340			Inner spring, C.A.V. 7023/102			
9/15/85166			Upper spring plate, C.A.V. 7023/643			
			Lower spring plate, C.A.V. 7023/566			
9/15/84874	9288Z301	G68	Fuel pipe, complete, No. 1 injection		1	Pump end
9/15/84875	9288Z302	G69	Fuel pipe, complete, No. 2 injection		1	" "
9/15/84876	9288Z303	G70	Fuel pipe, complete, No. 3 injection		1	" "
9/15/84877	9288Z304	G71	Fuel pipe, complete, No. 4, 5 and 6 injection		3	" "
9/15/84878	9288Z305	B58	Fuel pipe, complete, No. 1 injection		1	Injector end
9/15/84879	9288Z306		Fuel pipe, complete, No. 2 injection		1	" "
9/15/84880	9288Z307		Fuel pipe, complete, No. 3 injection		1	" "
9/15/84881	9288Z308		Fuel pipe, complete, No. 4 injection		1	" "
9/15/84882	9288Z309		Fuel pipe, complete, No. 5 injection		1	" "
9/15/84883	9288Z310		Fuel pipe, complete, No. 6 injection		1	" "
9/15/85036	724K163		Bracket, complete		2	Clamping pieces
9/15/85037	A502EZ10		Spill pipe, complete		1	On injection pump, top
9/15/85038	A502EZ9		Spill pipe, complete		1	On injection pump, side
9/15/84871	312910	G28	Throttle lever, C.A.V. type X7023/19M		1	On pump
9/15/84872	312911		Screw, C.A.V. type 5334/86		1	Lever to pump
9/15/85039	163K14	G30	Flywheel		1	On fuel pump
9/15/85040	162K18		Timing indicator		1	On fuel pump
9/15/85041	302425		Instruction plate		1	On fuel pump
9/15/84714	152K19	G29	Bracket		1	Fuel pump
	1053Z18	G31	Bolt, $\frac{3}{8}$ " dia., UFB106/18P		2	Pump to bracket
9/15/84717	1084Z51	B40	Stud, $\frac{3}{8}$ " dia. x $8\frac{3}{8}$ " long, UNF, special		2	Pump to bracket
	1078Z6		Nut, $\frac{3}{8}$ " dia., plain, UFN106/A		2	Riveted to outer end of stud
	9384Z4		Washer, $\frac{3}{8}$ " dia., plain		8	
	4971Z4A		Lockwasher, $\frac{3}{8}$ " dia., Grover		4	
	1078Z6		Nut, $\frac{3}{8}$ " dia., UFN106/A		4	
9/15/85044	935K19	B60	Support angle		1	Between pipes
	1061Z4		Screw, $\frac{5}{16}$ " dia. x $\frac{1}{2}$ " long, UFS105/4P		2	} Angle to block
	4970Z3A		Lockwasher, $\frac{5}{16}$ " dia., single, spring		2	
9/15/42058	273284		Unions		6	} In support angle
9/15/42033	273321		Locknuts		6	

FUEL PUMP

Leyland Section PL.23076

B.R. Cat. No.	Leyland or Albion Basic Part No.	Illustn. Ref. No.	Description	Used On Engine No.	No. Reqd. Per Unit	Remarks
9/15/85046	218K18		Clamping pieces, single		2	For pipes
9/15/85047	218K19		Clamping pieces, double		2	" "
9/15/85048	218K20		Clamping pieces, triple		2	" "
9/15/85049	1138Z7		Bushes... ..		12	Clamping pieces
9/15/85050	775K14		Backing strip		2	Single and double clamps
	1052Z10		Bolt, $\frac{5}{16}$ " dia. \times $1\frac{1}{2}$ " long, UFB105/10P ...		4	} Single and double clamps to strip and block
	4970Z3A		Lockwasher, $\frac{5}{16}$ " dia., single, spring ...		4	
	1061Z4		Screw, $\frac{5}{16}$ " dia. \times $\frac{1}{2}$ " long, UFS105/4P ...		2	} Bracket for triple clamps to block
	4970Z3A		Lockwasher, $\frac{5}{16}$ " dia., single, spring ...		2	
	1052Z9		Bolt, $\frac{5}{16}$ " dia. \times $1\frac{1}{8}$ " long, UFB105/9P ...		4	} Triple clamps to bracket
	4970Z3A		Lockwasher, $\frac{5}{16}$ " dia., single, spring ...		4	
9/15/85052	1881Z221		Clip		1	Spill pipe on injection pump top

railcar.co.uk

INJECTORS

Leyland Section PL.23077

B.R. Cat. No.	Leyland or Albion Basic Part No.	Illustn. Ref. No.	Description	Used On Engine No.	No. Reqd. Per Unit	Remarks
Injectors. Unit A/N.4						
9/15/84718	9231Z18	F44	Injector nozzle and holder, complete...		6	
9/15/85053	9232Z4		Nozzle, C.A.V. type No. BDLL140S6254		6	
9/15/85054	9231Z19		Holder, C.A.V. type No. BKBL109S5063		6	
9/15/85055	140K23	B42	Fuel spill pipe gallery, complete		1	
9/15/85056	173K17		Fuel spill pipe, complete		1	Gallery (tee-piece on engine block) to non-return valve
9/15/84719	300K11	F45	Oil seal		6	Nozzle holder
9/15/84720	1131Z41	B41	Washer, joint... ..		6	Nozzle to cylinder head
9/15/85057	724K222		Bracket, on engine block		1	For gallery
	1062Z5		Screw, $\frac{3}{8}$ " dia. \times $\frac{5}{8}$ " long, UFS106/5P ...		1	
	4970Z4		Lockwasher, $\frac{3}{8}$ " dia.		1	
9/15/85058	232K16		Tee-piece		1	
	1060Z8		Bolt, $\frac{1}{4}$ " dia., UFS104/8		1	
	4970Z13		Lockwasher, $\frac{1}{4}$ " dia.		1	
	1078Z4		Nut, $\frac{1}{4}$ " dia., plain, UFN104A		1	} Tee-piece to bracket
9/15/85060	1173Z1		Blanking washer		1	Tee-piece
9/15/85061	1871Z135		Nut, $\frac{1}{8}$ " B.S.P., special		1	
9/15/85062	1881Z505		Clips		2	Spill pipe gallery to non-return valve

COMPRESSOR

Leyland Section PL.23078

B.R. Cat. No.	Leyland or Albion Basic Part No.	Illustn. Ref. No.	Description	Used On Engine No.	No. Reqd. Per Unit	Remarks
Compressor. Unit R/ECR.5						
9/15/84884	316312		Oil pipe, complete		1	Tee to compressor
9/15/84723	1692Z28	C17	Air compressor, complete, with mounting bracket, Clayton No. PCGA.239/2 ...		1	
9/15/84595	285K12	C18	Gear coupling		1	On compressor
9/15/84629	241K12		Joint		1	
	1072Z55		Bolt, $\frac{7}{16}$ " dia. \times 4" long, UCB107/32R ...		3	} Compressor timing case and backplate to crankcase
	X75950		Washer, $\frac{7}{16}$ " dia., Kolok		3	
9/15/84631	1053Z53		Bolt, $\frac{3}{8}$ " dia. \times $3\frac{7}{8}$ " long, UNF, special ...		2	} Compressor and timing case to backplate
	UFN106		Nut, $\frac{3}{8}$ " dia., UNF		2	
	X75949		Washer, $\frac{3}{8}$ " dia., Kolok		2	
9/15/84726	258K11	C19	Gear coupling		1	Camshaft gear
	UFS105/6	}C20	Setscrew, $\frac{5}{16}$ " dia. \times $\frac{3}{4}$ " long, UNF ...		4	} Coupling to gear
	1820Z642		Lockplate		4	
9/15/34007	239504		Banjo bolt		1	Pipe to compressor
9/15/84440	1909Z81		Joint washer		2	Banjo bolt
9/15/84885	1881Z314		Clip		1	For pipe

rai car.co.uk

B.R. Cat. No.	Leyland or Albion Basic Part No.	Illustn. Ref. No.	Description	Used On Engine No.	No. Reqd. Per Unit	Remarks
Oil Filter. Unit R/EOF.7						
9/15/85064	318K11		Filter housing, complete		1	
9/15/84891	315594		Filter housing		1	
9/15/84892	1083Z11		Stud, $\frac{5}{16}$ " dia. \times $1\frac{3}{8}$ " long, UNF, special		2	} By-pass valve
	1663Z5		Nut, $\frac{5}{16}$ " dia., UNF, Simmonds ...		2	
9/15/84471	1084Z12		Stud, $\frac{5}{16}$ " dia. \times $1\frac{1}{2}$ " long, UNF, special		4	} Elbow for pipes
	UFN106		Nut, $\frac{5}{16}$ " dia., UNF		4	
	X75948		Washer, $\frac{3}{8}$ " dia., Kolok		4	
9/15/61624	13833		Plug, $\frac{3}{4}$ " B.S.P.		3	
9/15/40126	185484		Washer, joint, copper		3	
9/15/84894	314814		Filter bowl, complete		2	
9/15/84895	314819		Filter bowl		2	Lockheed MIC7661
9/15/84896	314820		Bolt and washer		2	" MIC7640
9/15/84897	314821		Sealing washer		2	" MIC4733
9/15/84898	314822		Stiffening plate		2	" MIC4948
9/15/84899	314823		Spring		2	" MP2695
9/15/84900	314824		Washer, special		2	" K19111
9/15/84901	314825		Pad		2	" MIC4734
9/15/84902	314826		Retaining plate		2	" MIC5604
9/15/84903	314827		Retaining clip		2	" MIC4735
9/15/84911	315617		Pipe, complete, 1" o/dia.		1	Filter to heat exchanger
9/15/84910	315616		Pipe, complete, 1" o/dia.		1	Heat exchanger to filter
9/15/84737	314059		Pipe, complete, $\frac{1}{2}$ " o/dia.		1	Crankcase to monitor
9/15/84886	316314		Pipe, complete, $\frac{1}{2}$ " o/dia.		1	Monitor to tee-piece
9/15/84888	316315		Pipe, complete, $\frac{1}{2}$ " o/dia.		1	Tee-piece to centrifugal filter
9/15/84730	1630Z1	D13	Oil filter, complete, centrifugal, Glacier type GF.29		1	
9/15/84660	9422Z9	D14	Joint		1	Filter
9/15/84731	1871Z52A		Screwed connection		1	In filter
9/15/85012	1139Z6		Joint washer		1	For connection
9/15/84732	721K253	D15	Steady bracket		1	At bottom cover
9/15/84733	721K254	D16	Steady bracket		1	At filter
9/15/84734	9294Z14	D17	Distance piece		2	Between brackets
	UFB105/12		Bolt, $\frac{5}{16}$ " dia. \times $1\frac{1}{2}$ " long, UNF		2	
	UFN105	D18	Nut, $\frac{5}{16}$ " dia., UNF		2	
	X75948		Washer, $\frac{5}{16}$ " dia., Kolok		2	
9/15/84904	314815		Filter element		2	Lockheed MF146
9/15/84905	314816		Screwed connection		2	" MIC4732
9/15/84906	314817		Retaining plate		2	" MIC5603
9/15/84907	314818		Sealing ring		2	" MIC4726
9/15/33052	146855		Washer		2	Under head of filter centre bolt
9/15/84909	315619		Steady bracket		1	For filter front
9/15/84908	315618		Steady bracket		1	For filter rear

OIL FILTER

Leyland Section PL.23079

B.R. Cat. No.	Leyland or Albion Basic Part No.	Illustn. Ref. No.	Description	Used On Engine No.	No. Reqd. Per Unit	Remarks
	UFS106/6 X75948		Setscrew, $\frac{3}{8}$ " dia. \times $\frac{3}{4}$ " long, UNF ...		2	} Brackets to engine crankcase (dynamo facing)
			Washer, $\frac{3}{8}$ " dia., Kolok ...		2	
9/15/55236	235041		Body ...		1	Relief valve
9/15/55237	235043		Piston ...		1	
9/15/55239	223250		Spring ...		1	
9/15/55238	235044		Plug ...		1	
9/15/40126	185484		Washer, joint, copper ...		1	
9/15/55217	235042		Joint ...		1	Body to filter housing
9/15/56987	541432		Oil pressure switch, Smiths X80808/11/6 ...		2	
9/15/84736	314057		Monitor block ...		1	
9/15/33041	233512		Adapter, $\frac{3}{8}$ " B.S.P. ...		2	
9/15/85012	1139Z6		Joint washer ...		2	For adapter
9/15/85065	9226Z221		Plug, $\frac{1}{8}$ " B.S.P. ...		1	
9/15/85066	1876Z463		Joint washer, plug ...		1	
9/15/84739	240380		Adapter ...		1	In crankcase
9/15/84440	1909Z81		Joint washer ...		1	
9/15/85067	232K17		Tee-piece ...		1	
9/15/84885	1881Z314		Clip ...		1	Centrifugal filter pipe to tacho generator
9/15/84858	1134Z34		Joint ...		2	Oil filter housing to crankcase
9/15/84858	1134Z34		Joint ...		4	} Heat exchanger pipes
	UFB106/14		Bolt, $\frac{3}{8}$ " dia. \times $1\frac{3}{4}$ " long, UNF ...		4	
	X75948		Washer, $\frac{3}{8}$ " dia., Kolok ...		4	
						Elbows to heat exchanger

FUEL FILTER
Leyland Section PL.23080

B.R. Cat. No.	Leyland or Albion Basic Part No.	Illustrn. Ref. No.	Description	Used On Engine No.	No. Reqd. Per Unit	Remarks
Fuel Filter. Unit A/EFF.4						
9/15/84753	539813	B43	Fuel pipe, complete, $\frac{3}{8}$ " o/dia.		1	Screwed connection in inlet elbow to fuel lift pump
9/15/85068	PZ113	B44	Fuel pipe, complete, $\frac{3}{8}$ " o/dia.		1	Flexible pipe of filter to tee-piece
9/15/84744	539810		Fuel pipe, complete, $\frac{3}{16}$ " o/dia.		1	Tee-piece to non-return valve
9/15/41775	540829		Non-return valve, complete		1	
9/15/84751	267580		Valve body		1	
9/15/41783	267582		Valve		1	
9/15/41781	267579		Valve seat		1	
9/15/41779	540813		Valve outlet		1	
9/15/33051	X42628		Washer, joint, copper		2	
9/15/84762	539812		Bracket		1	Inlet elbow and non-return valve
9/15/84761	541684		Fuel inlet elbow		1	} Elbow to bracket
	4970Z6		Lockwasher, $\frac{1}{2}$ " dia.		1	
	1078Z8		Nut, $\frac{1}{2}$ " dia., plain, UFN108/A		1	
9/15/33041	233512		Screwed connection		1	In elbow
9/15/84749	8904Z280		Binding screw		2	} At filter
9/15/84750	1139Z17		Washer		4	
9/15/84746	1656Z2	A49	Fuel filter, C.A.V. type 3.F3/13		1	Triple bowl
9/75/9377			Plug, C.A.V. type 7097/81B... ..		1	In filter
9/75/8380			Washer, C.A.V. type 5339/308		1	
9/15/84916	315553	A48	Bracket		1	For filter
	1054Z20		Bolt, $\frac{7}{16}$ " dia. \times $2\frac{1}{2}$ " long, UFB107/20P		4	} Filter to bracket
	4971Z5A		Lockwasher, $\frac{7}{16}$ " dia., Grover		4	
9/15/84640	539057		Joint, for bracket		1	
9/15/85069	1881Z47A		Clip, for pipe		1	Triple filter to tee-piece
9/15/84747	529190	B49	Tee-piece		1	
9/15/85070	142628		Washer, joint		1	
9/15/85071	1871Z156		Screwed connection		1	In tee-piece
9/15/33051	X42628		Washer, joint, copper		1	
9/15/42180	259718	B46	Gravity vent valve		1	In tee-piece for pipe to non-return valve
9/15/40021	131347		Washer, joint, copper		1	
9/15/84748	539814	B48	Bracket		1	For tee-piece
	4970Z8A		Lockwasher, $\frac{5}{8}$ " dia.		1	} Non-return valve to bracket
	X40536		Locknut, $\frac{3}{8}$ " B.S.P.		1	
9/15/84760	540814		Union		1	} In non-return valve
9/15/35158	145565		Washer, joint, copper		1	
9/15/85072	1627Z1		Flexible pipe		1	Lift pump to triple filter
9/15/85073	8904Z286		Banjo connection		1	Special
9/15/85072	1627Z1		Flexible pipe		1	Triple filter to connection

FUEL FILTER

Leyland Section PL.23080

B.R. Cat. No.	Leyland or Albion Basic Part No.	Illustr. Ref. No.	Description	Used On Engine No.	No. Req'd. Per Unit	Remarks
9/15/85073	8904Z286		Banjo connection		1	Special
9/15/85074	723K142		Clip bracket		1	Fuel pipe, complete Clip to bracket
9/15/85069	1881Z47A		Clip		1	
	1061Z4		Screw, $\frac{5}{16}$ " dia. \times $\frac{1}{2}$ " long, UFS105/4P ...		1	
	4970Z3A		Lockwasher, $\frac{5}{16}$ " dia., single, spring ...		1	
	1078Z5		Nut, $\frac{5}{16}$ " dia., UNF, plain		1	
9/15/85072	1627Z1		Flexible pipe		1	Tee-piece to fuel pump

railcar.co.uk

ANCILLARY EQUIPMENT

Leyland Section PL.23081

B.R. Cat. No.	Leyland or Albion Basic Part No.	Illustn. Ref. No.	Description	Used On Engine No.	No. Reqd. Per Unit	Remarks
Ancillary Equipment. Unit R/EAE.6						
9/15/84756	545275		Engine connection cable, complete ...		1	
9/15/65662	545274		Cable, complete		1	
9/15/65663	545272	4	Niphan plug, Simmonds & Stokes SPL.N670/P/10 INS		1	
9/15/65664	130700		Grub screw		1	
9/15/85075	7226Z349		Rubber sleeve		5	Cable ends at plugs
9/15/84100	317534	6	Solenoid, C.A.V. type 263A-37M (24 v.) ...		1	
9/15/84763	316991	5	Solenoid, bracket		1	
9/15/33008	227919		Joint		1	Bracket to bottom cover rear
	UFS105/6		Setscrew, $\frac{5}{16}$ " dia. \times $\frac{3}{4}$ " long, UNF ...		4	} Solenoid to bracket
	UFN105		Nut, $\frac{5}{16}$ " dia., UNF		4	
	X75948		Washer, $\frac{5}{16}$ " dia., Kolok		4	
9/15/84765	308286		Control rod		1	
	FN204		Locknut, $\frac{1}{4}$ " dia., B.S.F.		2	
9/15/84766	539091		Connector		1	
9/15/84767	227560		Ball joint		1	
	FN104		Nut, $\frac{1}{4}$ " dia., B.S.F.		1	
	X75947		Washer, $\frac{1}{4}$ " dia., Kolok		1	
9/15/65665	545271	4	Niphan socket, Simmonds & Stokes 678/AS/10 INS		1	
9/15/85075	7226Z349		Plug, $\frac{5}{8}$ " E.T., G.E.C. type C6582		1	For socket
9/15/85076	724K199		Rubber sleeve		4	Cable ends at socket
	UFS106/6		Bracket		1	For Niphan socket
	X75949		Setscrew, $\frac{3}{8}$ " dia. \times $\frac{3}{4}$ " long, UNF		2	} Bracket to crank-case
	9300Z3		Washer, $\frac{3}{8}$ " dia., Kolok		2	
	4966Z1A		Bolt, 2 B.A. \times $\frac{5}{8}$ "		3	} Socket to bracket
	X75946		Nut, 2 B.A.		3	
			Washer, $\frac{3}{16}$ " dia., Kolok		3	
			Male bush, $\frac{3}{4}$ " E.T., G.E.C. type C6443 ...		1	Elbow to bracket
			Elbow, $\frac{3}{4}$ " channel inspection, G.E.C. type C4213		1	At socket
	1171Z13		Conduit tube, $\frac{3}{4}$ " o/dia.		1	Elbow to tee-piece
			Solid coupler, $\frac{3}{4}$ " E.T., G.E.C. type C4003 ...		1	
			Locknut, $\frac{3}{4}$ " E.T., G.E.C. type CA6563 ...		1	
			Tee-piece, $\frac{3}{4}$ " channel inspection, G.E.C. type C4293 to B.S. No. 31 screwed nipple, $\frac{3}{4}$ " E.T., G.E.C. type C6543		1	In tee
			Reducer, in tee, $\frac{3}{4}$ " E.T. male to $\frac{5}{8}$ " female, G.E.C. type C6403		1	
	318986		Conduit tube, $\frac{5}{8}$ " o/dia.		1	Tee-piece to tacho generator
	1171Z8		Conduit tube, $\frac{3}{4}$ " o/dia.		1	Between tee-piece
9/15/84771	180887		Female bush, $\frac{5}{8}$ " E.T., G.E.C. type C6422 ...		1	
			Locknut, $\frac{5}{8}$ " E.T., G.E.C. type CA6562 ...		1	
			Tee-piece, $\frac{3}{4}$ " channel inspection, G.E.C. type C4293 to B.S. No. 31 male bush, $\frac{3}{4}$ " E.T., G.E.C. type C6443		1	At oil pressure switch
					1	In tee-piece

ANCILLARY EQUIPMENT

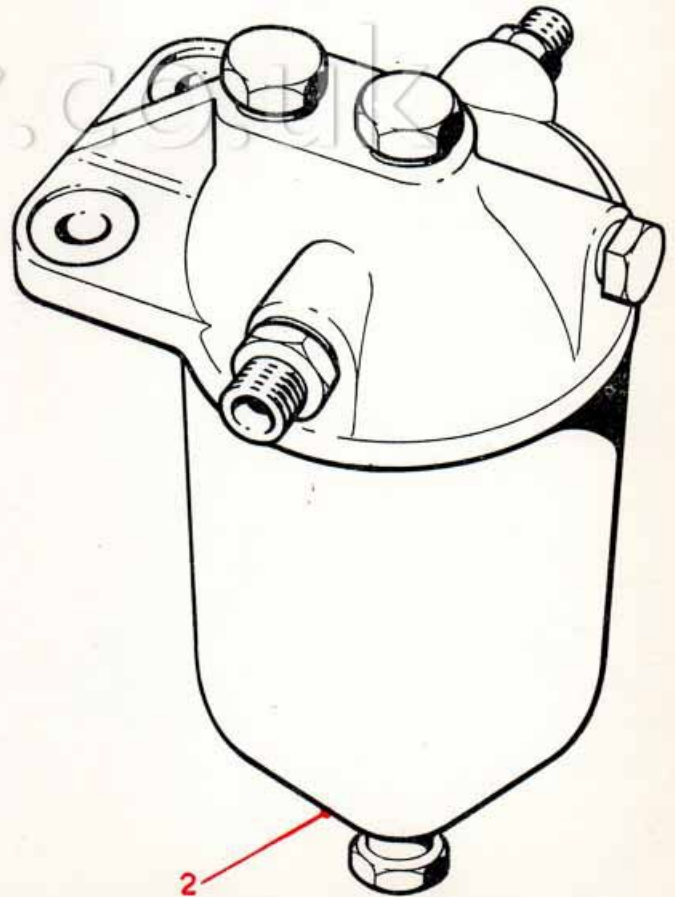
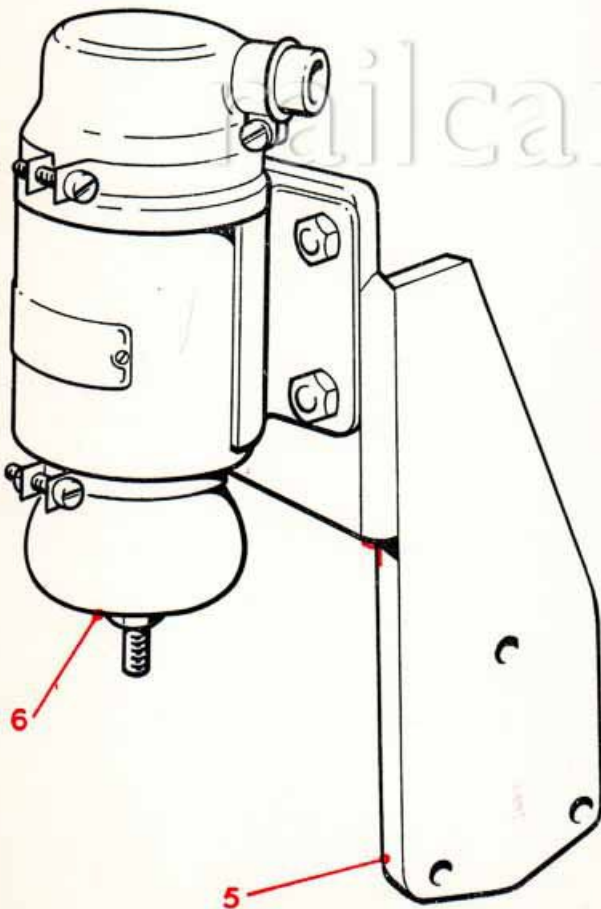
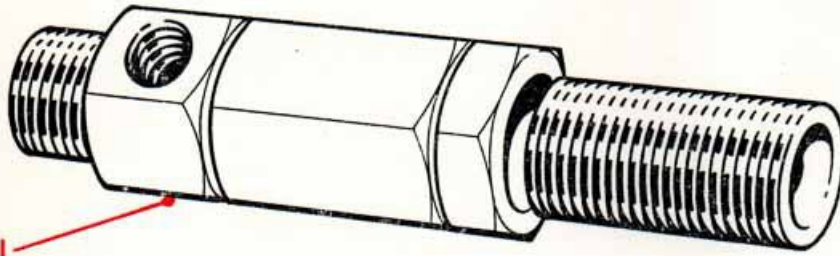
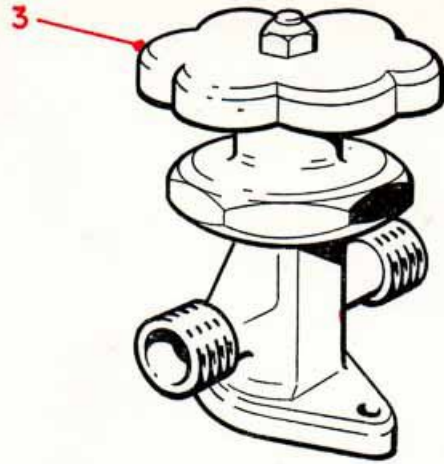
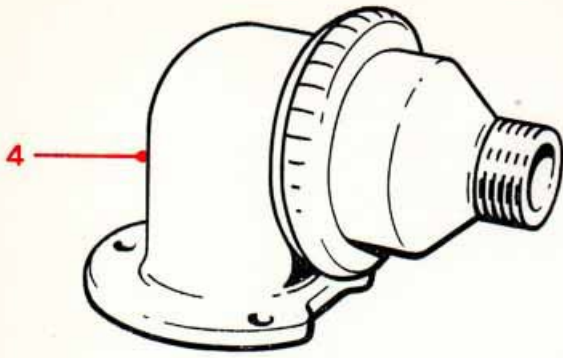
Leyland Section PL.23081

B.R. Cat. No.	Leyland or Albion Basic Part No.	Illustr. Ref. No.	Description	Used On Engine No.	No. Reqd. Per Unit	Remark
	1171Z7		Reducer, $\frac{3}{4}$ " E.T. male to $\frac{5}{8}$ " E.T. female, G.E.C. type C6403 Conduit tube, $\frac{5}{8}$ " o/dia.		1	In tee-piece Tee-piece to solenoid
9/15/84771	180887		Female bush, $\frac{5}{8}$ " E.T., G.E.C. type C6422 ...		1	
9/15/85077	9399Z198		Bracket		4	For conduit
9/15/85078	1881Z52		Clip		5	Conduit
	UFS104/4		Setscrew, $\frac{1}{4}$ " dia. \times $\frac{1}{2}$ " long, UNF		4	} Clip to bracket
	UFN104		Nut, $\frac{1}{4}$ " dia., UNF		4	
	X75947		Washer, $\frac{1}{4}$ " dia., Kolok		4	
	314133		Cable, 35/-012" single core		4	
	314134		Cable, 35/-012" single core		2	Oil pressure switches
	314135		Cable, 35/-012" single core		2	Stop solenoid
	294316		Terminal, 2 B.A.		2	Tacho generator Tachogenerator end, soldered to cable
	264740/13		Hellerman indent sleeve		8	Cables
	294316		Terminal, 2 B.A.		2	Solenoid cables soldered to cable
9/15/58310	145063		Terminal, starter motor		2	} Fitted to starter
9/15/58303	204313		Terminal cover		2	

railcar.co.uk

Ancillary Equipment

Unit R/EAE.6



TYPICAL ILLUSTRATION

WATER PUMP DRIVE
Leyland Section PL.23082

B.R. Cat. No.	Leyland or Albion Basic Part No.	Illustn. Ref. No.	Description	Used On Engine No.	No. Reqd. Per Unit	Remarks
Water Pump Drive. Unit R/WPD.2						
9/15/85079	440K39		Driving spindle, complete		1	
9/15/84781	440K33	G32	Driving spindle		1	
9/15/84783	9388Z50	G34	Key		1	
	1131Z10	G43	Washer, $\frac{5}{8}$ " dia.		1	On spindle
9/15/84511	1050Z20		Nut, $\frac{5}{8}$ " dia., UNF, special		1	
	9385Z45		Split pin		1	
9/15/84782	436K43	G33	Gear wheel		1	
9/43/32178	5539Z889	G35	Roller bearing, front, Hoffmann type R130		1	Front
9/15/84784	446K26	G36	Housing, for bearing		1	
9/15/84680	1133Z10	G40	Joint, bearing housing, front		1	
9/43/5977	5332Z45	G38	Ball bearing, rear, Hoffmann type 325V3 ...		1	Rear
9/15/84785	446K18	G39	Housing, for bearing		1	Rear
9/15/84680	1133Z10	G40	Joint, bearing housing, rear		1	
9/15/84788	454K13	G44	Cover		1	Rear bearing
9/15/84789	9204Z210	G45	Oil seal, Gaco MIS.18		2	For cover
9/15/84680	1133Z10	G46	Joint, for cover		1	
9/15/84786	1700Z20	G41	Driving flange		1	

ralcar.co.uk

STARTER MOTOR
Leyland Section PL.23083

B.R. Cat. No.	Leyland or Albion Basic Part No.	Illustn. Ref. No.	Description	Used On Engine No.	No. Reqd. Per Unit	Remarks
Starter Motor. Unit A/SM.4						
9/15/84790	274K13	B49	Starter bracket		1	
9/15/85080	1661Z3	B50	Starter motor, electric, C.A.V. type SP.624A-1 (24 volt)		1	
9/15/84792	910K13	B52	Holding on strap, short		2	
9/15/84793	910K14	B53	Holding on strap, long		2	
9/15/85081	1175Z15	B56	Hinge pin		2	In bracket
	9385Z5		Split pin		4	
9/15/84794	1117Z17	B54	Swivel pin		2	In long strap
9/15/84795	1117Z18	B55	Swivel pin		2	In short strap
9/15/84796	1084Z28	} B51	Stud, $\frac{3}{8}$ " dia. \times $3\frac{1}{2}$ " long, UNF, special		2	} In long strap
9/15/84797	1820Z883		Washer, $\frac{3}{8}$ " dia., special		2	
	1078Z6		Nut, $\frac{3}{8}$ " dia., plain, UFNI06/A		2	

railcar.co.uk

FUEL PUMP DRIVE
Leyland Section PL.23084

B.R. Cat. No.	Leyland or Albion Basic Part No.	Illustn. Ref. No.	Description	Used On Engine No.	No. Reqd. Per Unit	Remarks
Fuel Pump Drive. Unit A/EFD.I						
9/15/85082	440K40		Driving spindle, complete		1	
9/15/85083	440K37	G47	Driving spindle		1	
9/15/84783	9388Z50	G48	Key		2	For gear coupling
Driving shaft, complete						
9/15/85084	260K18				1	
9/15/85085	1012Z16	G62	Tube		1	
9/15/85086	880K23		Coupling flange		2	
9/15/84811	1820Z784		Washer, $\frac{5}{16}$ " dia., special		2	} On driving spindle
9/15/84511	1050Z20	G49	Nut, $\frac{5}{8}$ " dia., UNF, special		2	
	9385Z45		Split pin		2	
9/15/85087	436K44	G50	Driving gear		1	
9/43/5989	5332Z60	G51	Ball bearing, front, Hoffmann type 330		1	
9/15/84802	446K19	G52	Housing, for bearing		1	Front
9/43/5977	5332Z45	G53	Ball bearing, rear, Hoffmann type 325V3		1	
9/15/84785	446K18	G54	Housing, for bearing		1	Rear
9/15/84680	1133Z10	G55	Joint, for housing		1	
9/15/84788	454K13	G56	Cover, for bearing		1	Rear
9/15/84680	1133Z10	G57	Joint, for cover		1	
9/15/84789	9204Z210	G58	Oil seals, Gaco MIS.18		2	In rear cover
9/15/85088	880K20	G59	Coupling flange		1	
9/15/84804	72124E	G60	Disc		12	For coupling
9/15/85089	1053Z64	G61	Bolt, $\frac{3}{8}$ " dia. \times 1.062" long, UNF, special		6	} Discs to flange and shaft
	9384Z4	G63	Washer, $\frac{3}{8}$ " dia., plain		8	
	1080Z6		Slotted nut, $\frac{3}{8}$ " dia., UFN306/A		6	
	9385Z5		Split pin		6	
9/15/85091	259K12	G65	Adjusting coupling		1	
9/15/84808	1035Z21	G66	Distance piece		2	
9/15/85092	1053Z62		Bolt, $\frac{3}{8}$ " dia. \times 1.312" long, UNF, special		2	} Discs and distance pieces to adjusting coupling
	9384Z4		Washer, $\frac{3}{8}$ " dia., plain		2	
	1080Z6		Slotted nut, $\frac{3}{8}$ " dia., UFN306/A		2	
	9385Z5		Split pin		2	
	1061Z8		Screw, $\frac{5}{16}$ " dia. \times 1" long, UFS105/8P		4	} Coupling to fly-wheel
9/15/85094	1820Z511		Washer, $\frac{5}{8}$ " dia., special		4	
	4970Z3A		Lockwasher, $\frac{5}{16}$ " dia., single, special		4	

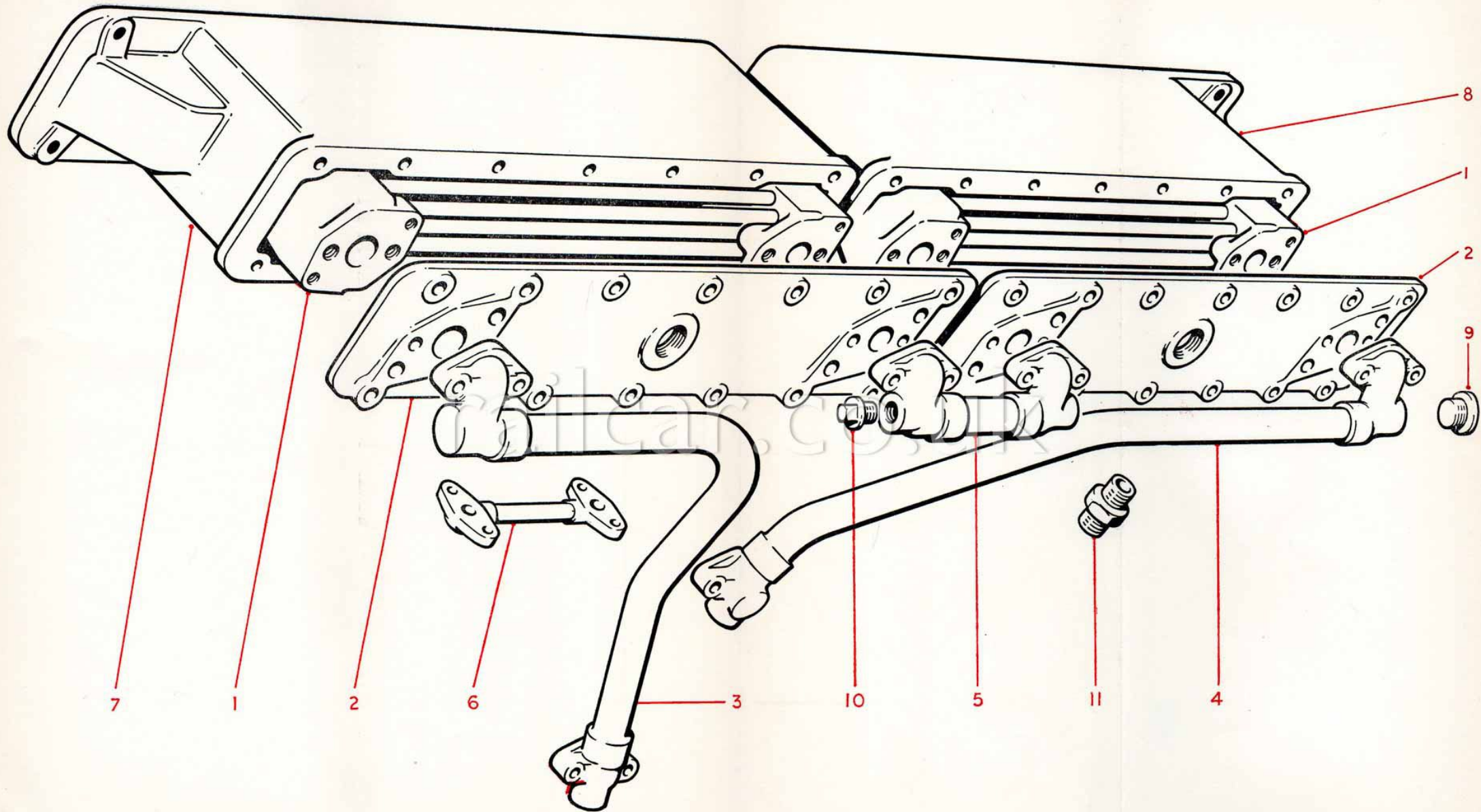
HEAT EXCHANGER

Leyland Section PL.23085

B.R. Cat. No.	Leyland or Albion Basic Part No.	Illustrn. Ref. No.	Description	Used On Engine No.	No. Reqd. Per Unit	Remarks
Heat Exchanger. Unit A/HE.I						
9/15/84917	315770		Cover, complete		2	
9/15/84845	538780	1	Header tubes, complete		2	
9/15/84846	538910	2	Cover		2	
9/15/84918	315771		Plug		2	In cover
9/15/35261	X42629		Washer, joint, copper		2	
9/15/84847	538911		Joint		4	Header to cover
9/15/84848	315626		Screw, $\frac{5}{16}$ " dia. \times $\frac{3}{8}$ " long, UNF, socket head		8	Header to cover
9/15/84855	538908	8	Heat exchanger body		2	
9/15/84450	256K11		Joint		2	Body to block
9/15/35258	13834	9	Plugs		2	In bodies
9/15/35261	X42629		Washer, joint, copper		2	
9/15/85095	528958		Joint		2	Cover to body
9/15/84240	299758		Screw, $\frac{5}{16}$ " dia. \times 1" long, UNF, drilled head		4	} Body to block
9/15/35150	205159		Washer, $\frac{5}{16}$ " dia., copper		4	
9/15/84857	538959		Screw, $\frac{5}{16}$ " dia. \times $5\frac{1}{2}$ " long, UNF, drilled head		26	} Body and cover to block
9/15/35150	205159		Washer, $\frac{5}{16}$ " dia., copper		26	
9/15/84912	317959		Oil transfer pipe		1	
9/15/63031	600174		"O" ring, Gaco Ref. No. 138		2	
9/15/61624	13833		Plug		1	In transfer pipe
9/15/43136	282714		Washer, joint, copper		1	
	UFB106/15		Screw, $\frac{3}{8}$ " dia. \times $1\frac{7}{8}$ " long		4	} Pipe to cover
	4970Z4		Lockwasher, $\frac{3}{8}$ " dia., single, spring		4	

Heat Exchanger

Unit A/HE.1



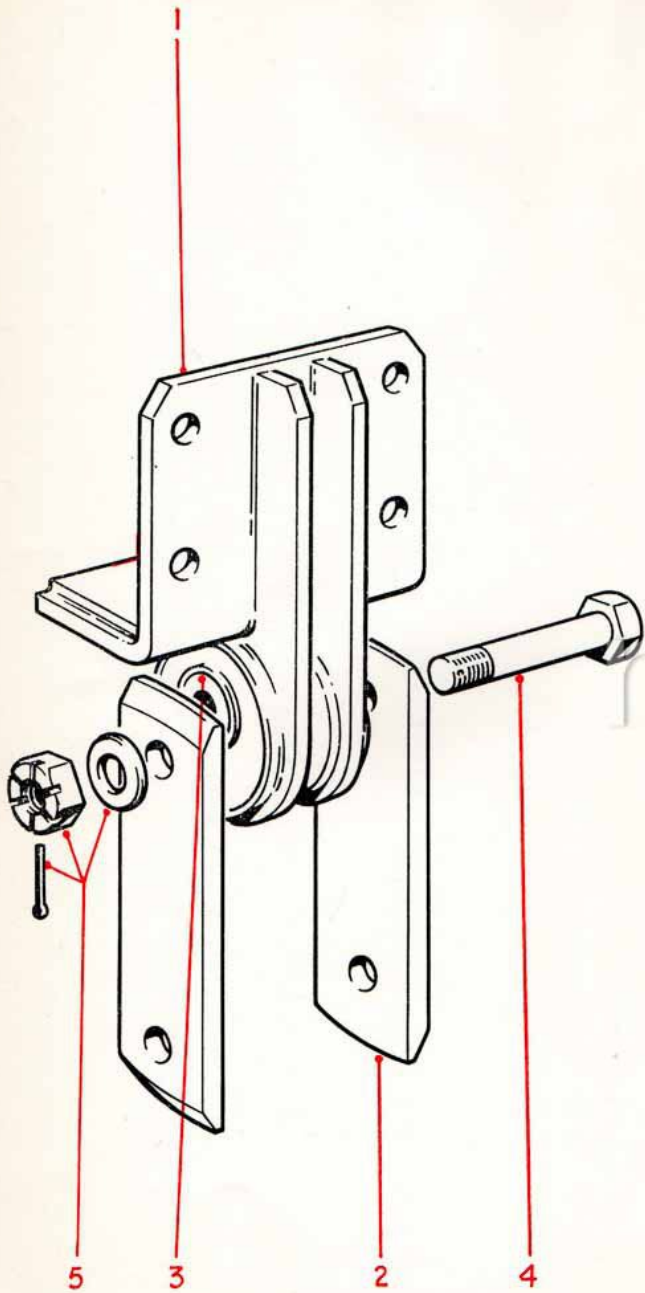
ENGINE MOUNTING
Leyland Section PL.23299

B.R. Cat. No.	Leyland or Albion Basic Part No.	Illustn. Ref. No.	Description	Used On Engine No.	No. Reqd. Per Unit	Remarks
Engine Mounting.						
Unit R/ME.13						
(Arrangement Part No. 351584)						
9/15/85167	351585		Engine mounting, front group, complete		1	
9/15/84159	314906	1	Mounting bracket		1	
9/15/84412	317900	2	Link		2	
9/15/84413	317902	3	Support pin		2	
9/15/84411	317901		Bush, Metalastik No. LE.1273		1	
9/15/84163	314909	4	Bolt, $\frac{7}{8}$ " dia. \times $4\frac{5}{8}$ " long, B.S.F.		2	
	X75929		Washer, $1\frac{1}{4}$ " dia., plain		2	
	X75926		Washer, $\frac{7}{8}$ " dia., plain		2	
	UFN414/P	5	Nut, $\frac{7}{8}$ " dia., UNF		2	
	K5700		Split pin, $\frac{5}{32}$ " dia. \times $1\frac{3}{4}$ " long		2	
9/15/84164	316221		Bolt, $\frac{5}{8}$ " dia. \times $2\frac{1}{4}$ " long, B.S.F.		4	} Mounting bracket to frame
	X75924		Washer, $\frac{5}{8}$ " dia., plain		4	
	FN410/L		Nut, $\frac{5}{8}$ " dia., B.S.F.		4	
	K5684		Split pin, $\frac{1}{8}$ " dia. \times $1\frac{1}{2}$ " long		4	
9/15/85168	351158		Engine mounting, rear group, complete		1	
HEAD SIDE						
9/15/84166	314032	14	Support bracket, left hand		1	} Mountings to brackets
9/15/84167	314033	15	Support bracket, right hand		1	
9/15/85169	314034	8	Engine mounting, left hand		1	} Mountings to rear engine support plate
9/15/85170	314035	9	Engine mounting, right hand		1	
9/15/84170	314036	10	Buffer		1	} Buffers to brackets
9/15/84171	314037	11	Distance tube		4	
	UFN410/P		Nut, $\frac{5}{8}$ " dia., UNF		2	} Distance tubes to brackets
	X75924		Washer, $\frac{5}{8}$ " dia., plain		2	
	K5684		Split pin, $\frac{1}{8}$ " dia. \times $1\frac{1}{2}$ " long		2	
9/15/85171	351590		Bolt, $\frac{5}{8}$ " dia. \times $1\frac{5}{8}$ " long, B.S.F., drilled, special		3	} Mountings to rear engine support plate
	FBI10/I3R		Bolt, $\frac{1}{2}$ " dia. \times $1\frac{3}{8}$ " long, B.S.F.		1	
	FN410/P		Nut, $\frac{5}{8}$ " dia., B.S.F.		3	} Buffers to brackets
	X75924		Washer, $\frac{5}{8}$ " dia., plain		3	
	X75953		Washer, $\frac{5}{8}$ " dia., Kolok		1	} Distance tubes to brackets
	K5684		Split pin, $\frac{1}{8}$ " dia. \times $1\frac{1}{2}$ " long		3	
9/15/84174	543748	12	Bolt, $\frac{1}{2}$ " dia. \times $1\frac{1}{2}$ " long, UNF		2	} Buffers to brackets
	X75922		Washer, $\frac{1}{2}$ " dia., plain		2	
9/15/84175	314039	13	Bolt, $\frac{1}{2}$ " dia. \times $4\frac{3}{8}$ " long, UNF		4	} Distance tubes to brackets
	UFN408/P		Nut, $\frac{1}{2}$ " dia., UNF		4	
	X75922		Washer, $\frac{1}{2}$ " dia., plain		4	
	K5674		Split pin, $\frac{3}{32}$ " dia. \times $1\frac{1}{4}$ " long		4	
SUMP SIDE						
9/15/84166	314032	6	Support bracket, left hand		1	
9/15/85172	351323	7	Support bracket, complete		1	
9/15/85173	317215	8	Engine mounting, left hand		1	

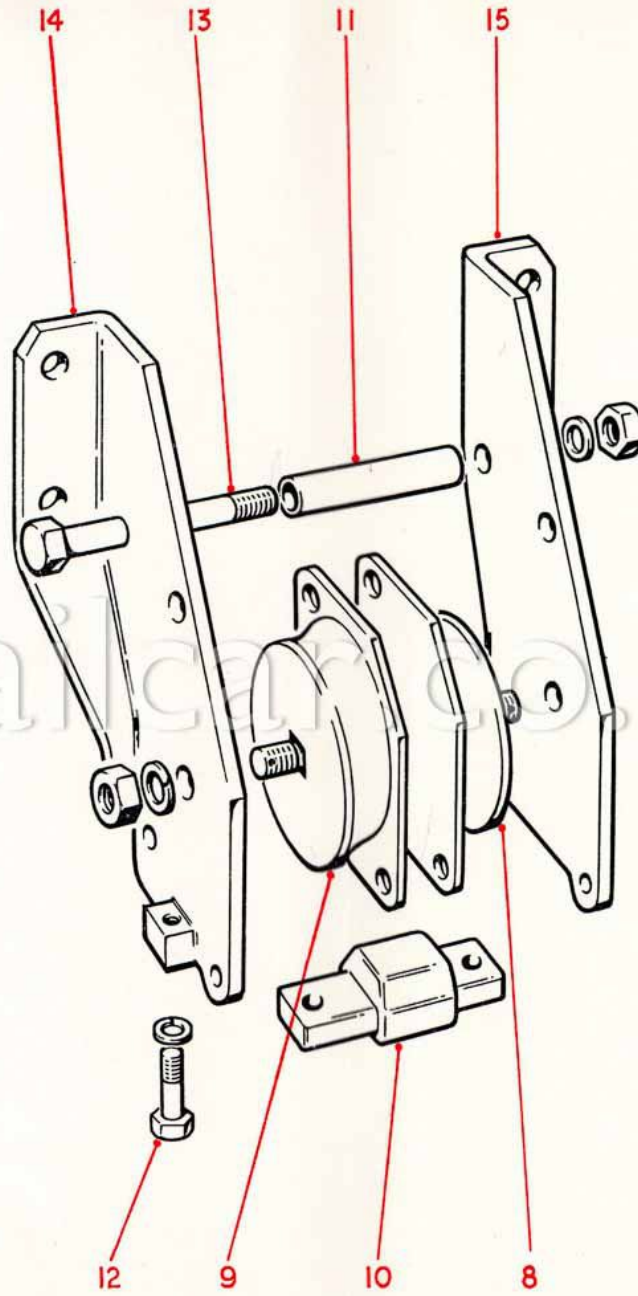
ENGINE MOUNTING

Leyland Section PL.23299

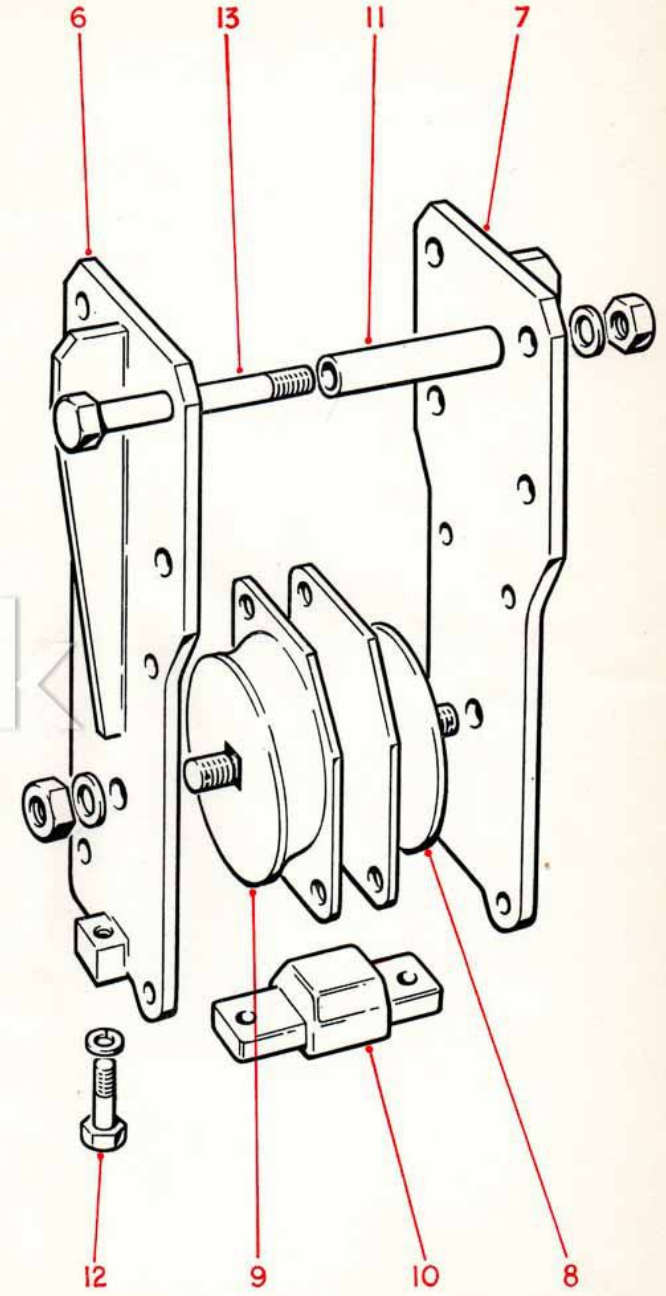
B.R. Cat. No.	Leyland or Albion Basic Part No.	Illustn. Ref. No.	Description	Used On Engine No.	No. Reqd. Per Unit	Remarks
9/15/85174	317214	9	Engine mounting, right hand		1	
9/15/85171	314036	10	Buffer		1	
9/15/84171	314037	11	Distance tube		4	
9/15/85175	351326		Distance piece		1	
	UFN410/P		Nut, $\frac{5}{16}$ " dia., UNF		2	} Mountings to bracket
	X75924		Washer, $\frac{5}{8}$ " dia., plain		2	
	K5684		Split pin, $\frac{1}{8}$ " dia. \times $1\frac{1}{2}$ " long		2	
9/15/85176	351588		Bolt, $\frac{5}{8}$ " dia. \times 2-0" long, B.S.F., drilled, special		2	
	FN410/L		Nut, $\frac{5}{8}$ " dia., slotted		2	} Fixing support bracket 351323
	X75924		Washer, $\frac{5}{8}$ " dia., plain		2	
	K5684		Split pin, $\frac{1}{8}$ " dia. \times $1\frac{1}{2}$ " long		2	
9/15/76405	300508		Bevel washer		2	
9/15/85176	351588		Bolt, $\frac{5}{8}$ " dia. \times 2" long, B.S.F., drilled, special		2	} Fixing support bracket 314032
	FN410/L		Nut, $\frac{5}{8}$ " dia., B.S.F.		2	
	X75924		Washer, $\frac{5}{8}$ " dia., plain		2	
	K5684		Split pin, $\frac{1}{8}$ " dia. \times $1\frac{1}{2}$ " long		2	
9/15/85177	351589		Bolt, $\frac{5}{8}$ " dia. \times $2\frac{1}{8}$ " long, B.S.F., drilled, special		2	} Fixing distance piece 351326
	FN410/L		Nut, $\frac{5}{8}$ " dia., B.S.F.		2	
	X75924		Washer, $\frac{5}{8}$ " dia., plain		2	
	K5684		Split pin, $\frac{1}{8}$ " dia. \times $1\frac{1}{2}$ " long		2	
9/15/84174	543748	12	Bolt, $\frac{1}{2}$ " dia. \times $1\frac{1}{2}$ " long, UNF		2	} Buffers to brackets
	X75922		Washer, $\frac{1}{2}$ " dia., plain		2	
9/15/84175	314039	13	Bolt, $\frac{1}{2}$ " dia. \times $4\frac{3}{8}$ " long, B.S.F.		4	} Distance tubes to brackets
	UFN408/P		Nut, $\frac{1}{2}$ " dia., B.S.F.		2	
	X75922		Washer, $\frac{1}{2}$ " dia., plain		2	
	K5674		Split pin, $\frac{3}{32}$ " dia. \times $1\frac{1}{4}$ " long		2	
	X75951		Washer, $\frac{1}{2}$ " dia., Kolok		2	



FRONT MOUNTING



SUMP SIDE (REAR)



CYLINDER HEAD SIDE (REAR)

TYPICAL ILLUSTRATION

RADIATOR MOUNTING

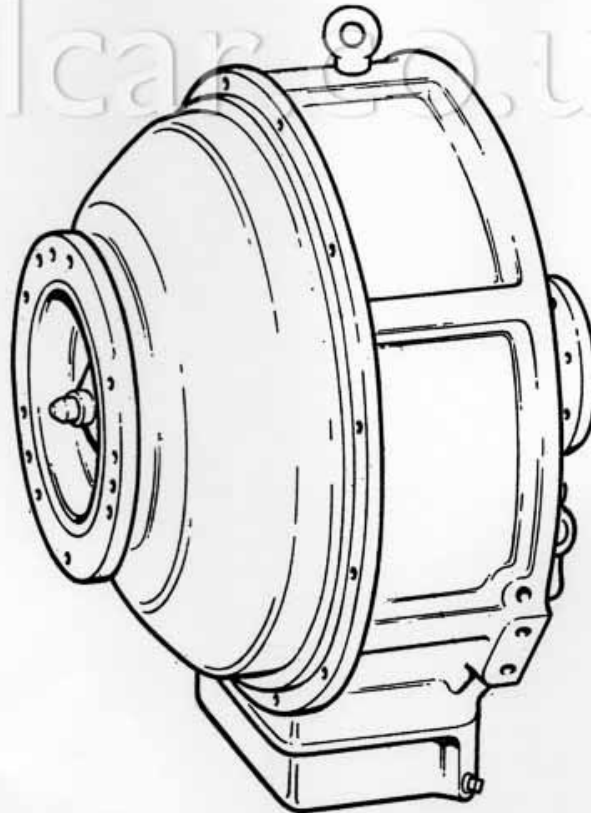
Leyland Section PL.23300

B.R. Cat. No.	Leyland or Albion Basic Part No.	Illustn. Ref. No.	Description	Used On Engine No.	No. Reqd. Per Unit	Remarks
Radiator Mounting.						
Unit R/RM.4						
(Arrangement Part No. 351615)						
9/15/84333	350877		Radiator mounting bracket, R.H., complete		1	No. 1 radiator, rear
9/15/85184	351360		Radiator mounting bracket, complete ...		2	No. 1 radiator, front and No. 2 radiator, rear
9/15/85185	351367		Radiator mounting bracket, complete ...		1	No. 2 radiator, front
9/15/85186	351379		Outrigger support, complete ...		1	
9/15/84289	540242		Tie rod bracket, complete ...		2	
9/15/35204	529100		Flexible bush ...		2	
9/15/84282	540398		Tie rod jaw end ...		2	Radiator bracket Radiator stay
9/15/85187	351196		Radiator support bracket ...		3	
9/15/85188	351364		Packing ...		1	
9/15/85189	351529		Anchor plate ...		2	
9/15/84293	539898		Metacone mounting ...		4	
9/15/84294	539899		Rebound washer ...		4	
9/15/84295	350301		Bolt, $\frac{1}{8}$ " dia. \times 4.25" long, UNF, drilled, special ...		4	
	UFN410/P		Nut, $\frac{1}{8}$ " dia., UNF ...		4	
	X75924		Washer, $\frac{1}{8}$ " dia., plain ...		4	
	K5684		Split pin, $\frac{1}{8}$ " dia. \times $1\frac{1}{2}$ " long ...		4	
9/15/84285	540247		Jaw end ...		2	
9/15/84286	540248		Bolt, $\frac{7}{16}$ " dia. \times $2\frac{3}{4}$ " long, UNF, special ...		2	
	UFN407/P		Nut, $\frac{7}{16}$ " dia., UNF ...		2	
	X75921		Washer, $\frac{7}{16}$ " dia., plain ...		2	
	K5674		Split pin, $\frac{3}{32}$ " dia. \times $1\frac{1}{4}$ " long ...		2	
	UFB106/9		Bolt, $\frac{1}{8}$ " dia. \times $1\frac{1}{8}$ " long, UNF ...		12	} Metacone mountings to under-frame brackets
	UFB106/12		Bolt, $\frac{1}{8}$ " dia. \times $1\frac{1}{8}$ " long, UNF ...		4	
	UFN106/P		Nut, $\frac{1}{8}$ " dia., UNF ...		16	
	X75949		Washer, $\frac{3}{8}$ " dia., Kolok ...		16	

TORQUE CONVERTER

Leyland Section PL.23301

B.R. Cat. No.	Leyland or Albion Basic Part No.	Illustrn. Ref. No.	Description	Used On Engine No.	No. Reqd. Per Unit	Remarks
			Torque Converter. Unit R/HTC.2 (Arrangement Part No. 351015)			
9/15/85190			Torque converter, S.C.G. Co. type 17DF, complete with driving ring gear and output adaptor flange		1	S.C.G. List No. 6793
9/15/85191			Dowel		3	S.C.G. No. 38656
9/15/85192			Locking plate		3	S.C.G. No. 38657
9/15/85193	350833		Bolt, $\frac{1}{2}$ " dia. x 1" long, UNF, drilled head, special	} Driving ring gear to engine flywheel	6	
9/15/85194	350834		Joint		2	
	UFB107/10R		Bolt, $\frac{7}{16}$ " dia. x $1\frac{1}{2}$ " long, UNF		10	} Converter to support plate
	UFB107/13R		Bolt, $\frac{7}{16}$ " dia. x $1\frac{3}{8}$ " long, UNF		2	
	X75950		Washer, $\frac{7}{16}$ " dia., Kolok		12	

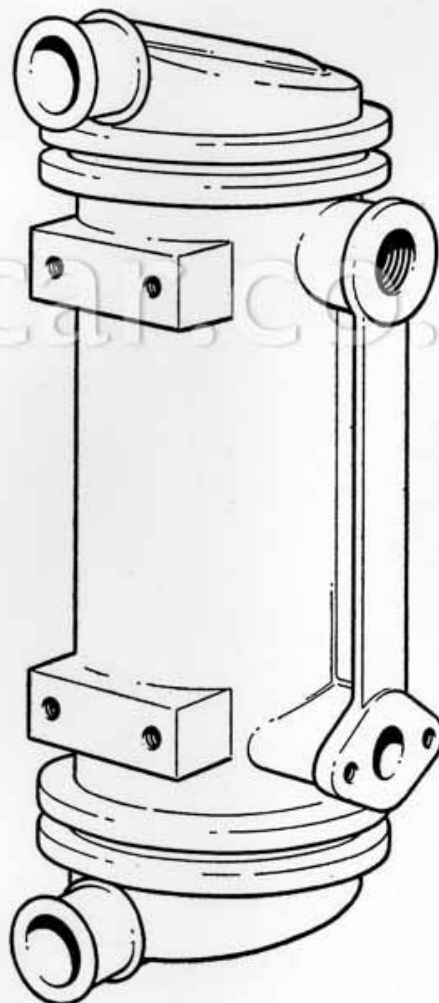


TYPICAL ILLUSTRATION

CONVERTER HEAT EXCHANGER

Leyland Section PL.23302

B.R. Cat. No.	Leyland or Albion Basic Part No.	Illustn. Ref. No.	Description	Used On Engine No.	No. Reqd. Per Unit	Remarks
			Converter Heat Exchanger. Unit R/CHE.2 (Arrangement Part No. 350995)			
9/15/85195	350000 FS110/9R X75953		Heat exchanger, Serck type M.33674 ... Setscrew, $\frac{1}{8}$ " dia. \times $1\frac{1}{8}$ " long, B.S.F. ... Washer, $\frac{3}{8}$ " dia., Kolok		1 4 4	} Heat exchanger to support

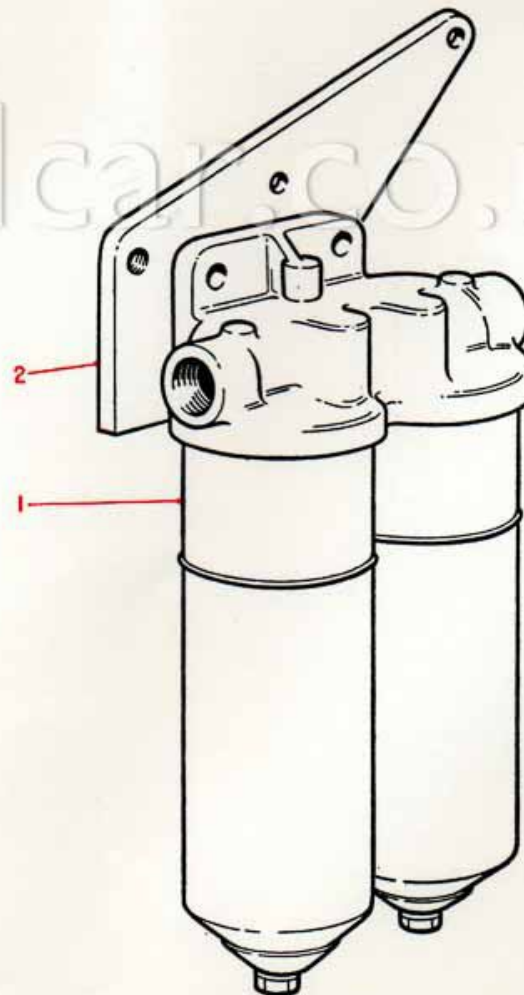


TYPICAL ILLUSTRATION

TORQUE CONVERTER FLUID FILTER

Leyland Section PL.23303

B.R. Cat. No.	Leyland or Albion Basic Part No.	Illustn. Ref. No.	Description	Used On Engine No.	No. Reqd. Per Unit	Remarks
Torque Converter Fluid Filter. Unit R/CFF.2 (Arrangement Part No. 350658)						
9/15/85196	350652	1	Micronic filter, L.H. flow		1	Purolator type MF.14603
9/15/85197	350657 UFN107/8R X75963 UCS106/9R X75949	2	Filter bracket Setscrew, $\frac{7}{16}$ " dia. \times 1" long, UNF Washer, $\frac{7}{16}$ " dia., Thackeray Setscrew, $\frac{3}{8}$ " dia. \times $1\frac{1}{8}$ " long, UCS Washer, $\frac{3}{8}$ " dia., Kolok		1 2 2 3 3	} Filters to brackets } Bracket to converter housing



TYPICAL ILLUSTRATION

TORQUE CONVERTER FLUID PIPING

Leyland Section PL. 23304

B.R. Cat. No.	Leyland or Albion Basic Part No.	Illustn. Ref. No.	Description	Used On Engine No.	No. Reqd. Per Unit	Remarks
Torque Converter Fluid Piping. Unit R/CFP.3 (Arrangement Part No. 350989)						
9/15/85198	350674		Thermostat housing, complete ...		1	
9/15/85199	350662		Thermostat housing ...		1	
9/15/85200	513152		Stud, 1/2" dia. x 1.65" long, UNF, special		2	
9/15/85201	350666		Relief valve, 1" B.S.P. ...		1	
9/15/85202	350668		Pipe, complete ...		1	Converter to filter
9/15/85203	350988		Pipe, complete ...		1	Filter to relief valve
9/15/85204	350667		Check valve, 3/4" B.S.P. ...		1	
9/15/85205	350664		Temperature switch ...		1	} British Thermostat Cc. type V.B/INF/ 1 & 2 set at 275° F. Ditto set at 255° F.
9/15/85206	316036		Temperature switch ...		1	
9/15/63000	529254		Union body ...		1	
9/15/35261	X42629		Washer, joint, copper ...		2	Temperature switch
9/15/85207	350289		Joint ...		2	Thermostat housing
	FB108/22		Bolt, 1/2" dia. x 2 3/4" long, B.S.F. ...		2	
	X75951		Washer, 1/2" dia., Kolok ...		2	
9/15/85208	350675		Locknut, 1" B.S.P., special ...		1	
9/15/85209	350681		"O" ring, Gaco Ref. R.137 ...		1	Relief valve
9/15/85210	350673		Flanged adaptor ...		1	Relief valve
9/15/85211	511365		Washer, joint, copper ...		1	
9/15/85212	351541		Adaptor, 1.5" to 1", B.S.P. ...		1	
9/15/85211	511365		Washer, joint, copper ...		1	
9/15/40126	185484		Washer, joint, copper ...		1	
9/15/34001	229723		Adaptor, 3/4" B.S.P. ...		1	
9/15/85213	350680		Union body, 3/4" B.S.P. ...		1	Converter to check valve
	UFN108/P		Nut, 1/2" dia., UNF ...		1	} Flange adaptor to thermostat housing
	X75951		Washer, 1/2" dia., Kolok ...		1	

WATER PIPING
Leyland Section PL.23305

B.R. Cat. No.	Leyland or Albion Basic Part No.	Illustn. Ref. No.	Description	Used On Engine No.	No. Reqd. Per Unit	Remarks
Water Piping.						
Unit R/PW.2						
(Arrangement Part No. 351014)						
9/15/85214	350991		Pipe, complete		1	Pump to heat exchanger
9/15/85215	350992		Pipe, complete		1	Heat exchanger to block
9/15/85216	351100		Vent pipe, complete... ..		1	Pump to engine outlet
9/15/85217	350993		Vent pipe, complete... ..		1	Heat exchanger to engine outlet
9/15/85218	350994		Pipe, complete		1	Tee-piece to heat exchanger
9/15/85219	350716		Drain pipe, complete		1	
9/15/85220	314649		Support bracket (1 hole)		1	
9/15/85221	314336		Support bracket (2 holes)		1	
	UFBI04/8R		Bolt, $\frac{1}{4}$ " dia. \times 1" long, UNF		3	
	UFNI04/P		Nut, $\frac{1}{4}$ " dia., UNF		3	
	X75960		Washer, $\frac{1}{4}$ " dia., Thackeray... ..		3	
9/15/85222	265641		Rubber hose		4	
	33369		Jubilee clip, size 3		10	
9/15/84887	273385		Tee-piece		1	
9/15/84860	240919		Adaptor, $\frac{1}{2}$ " B.S.P.		2	
9/15/35261	X42629		Washer, joint, copper		2	
9/15/33041	233512		Adaptor, $\frac{3}{8}$ " B.S.P.		2	
9/15/33051	X42628		Washer, joint, copper		6	
9/15/85223	351202		Distance ferrule		3	
9/15/85224	231971		Clip, .875" centres		3	} Pipes
9/15/85225	X6022		Clip, .625" centres		3	
9/15/84249	A8822Z32		Drain cock		1	
9/15/84950	1876Z841		Joint		1	

TORQUE CONVERTER FLUID RESERVE TANK

Leyland Section PL.23306

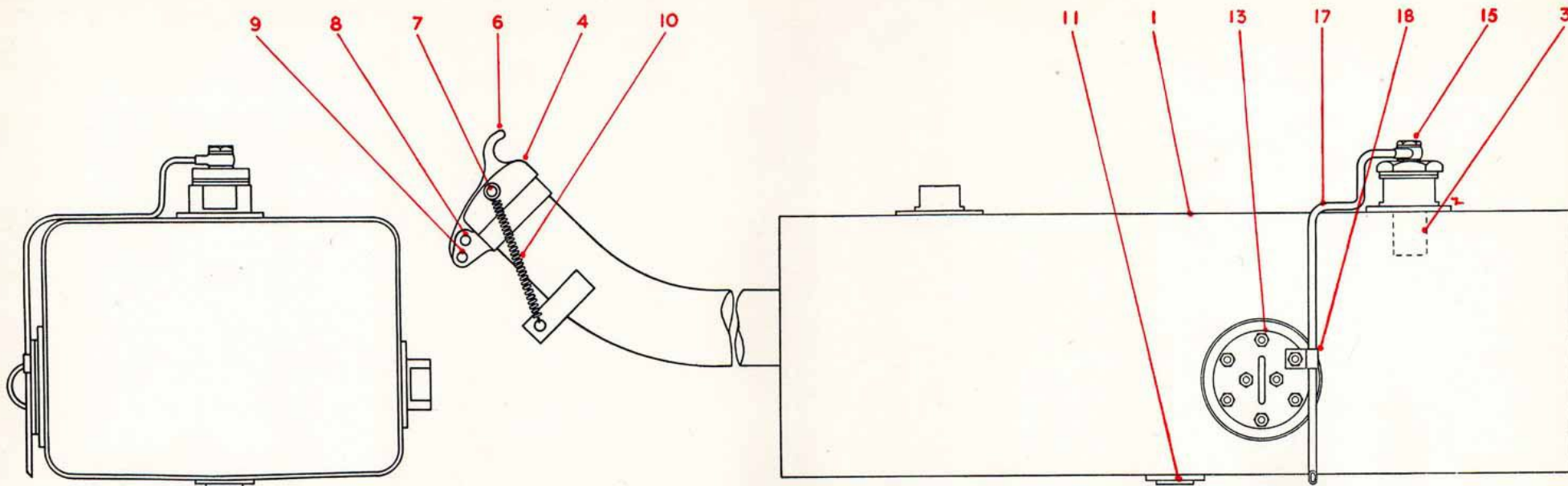
B.R.Cat. No.	Leyland or Albion Basic Part No.	Illustn. Ref. No.	Description	Used On Engine No.	No. Reqd. Per Unit	Remarks
Torque Converter Fluid Reserve Tank Unit R/RTF.2 (Arrangement Part No. 351673)						
9/15/85226	351674	1	Fluid tank, complete		1	
9/15/85227	350232	2	Gauze filter, complete		1	
9/15/85228	520458	3	Filter breather, complete		1	
9/15/85229	520461		Breather plug		1	
9/15/85230	520459		Tube		1	
9/15/85231	520460		Air and oil separator		1	
9/15/85232	247693	4	Filter cap, complete		1	
9/15/33213	245801		Filler cap		1	
9/15/33230	246799		Leather washer		1	
9/15/33215	246800		Retainer		1	
9/15/33216	K5880		Screw, 2 B.A. × ½" long		1	
	X40849		Nut, 2 B.A.		1	
9/15/85233	351487	5	Filter support, complete		1	
9/15/85234	351683		Filter support		1	
9/15/85235	350230		Bush		1	
9/15/85236	350229		Insert		1	
9/15/85237	298885		Stud, ⅝" dia. × 1⅛" long, UNF, special		2	
9/15/85238	351503		Tank strap, complete		2	
9/15/85239	351502		Tank support, L.H., complete		1	
9/15/85240	351524		Tank support, R.H., complete		1	
9/15/33231	518657	6	Handle		1	
9/15/33232	246796	7	Anchor pin		2	
9/15/33271	500097		Mills pin		1	
	X75962	8	Washer, ⅜" dia., Thackeray		2	
9/15/85241	519384	9	Collar		1	
9/15/33285	246797	10	Spring		2	
9/15/33055	121975		Drain plug		1	
9/15/85242	509108	11	Washer, plug		1	
	K5706	12	Split pin		1	
	UFN105/P		Nut, ⅝" dia., UNF		8	
	X75948	13	Washer, ⅝" dia., Kolok		8	
9/15/85243	351685	14	Joint		1	
9/15/85244	102812		Banjo		1	
9/15/33052	146855	15	Washer		2	
9/15/85245	299309		Banjo bolt, ½" dia., UNF		1	
9/15/85246	351414		Sight frame		1	
9/15/85247	351413		Joint		2	
	FN104/L	16	Nut, ¼" dia., B.S.F.		6	
	X75947		Washer, ¼" dia., Kolok		6	
9/15/85248	351486		Window		1	
9/15/85249	298306/24	17	Tube, ⅝" o/dia.		1	Breather
9/15/85250	351712	18	Pipe clip		1	

Securing filter

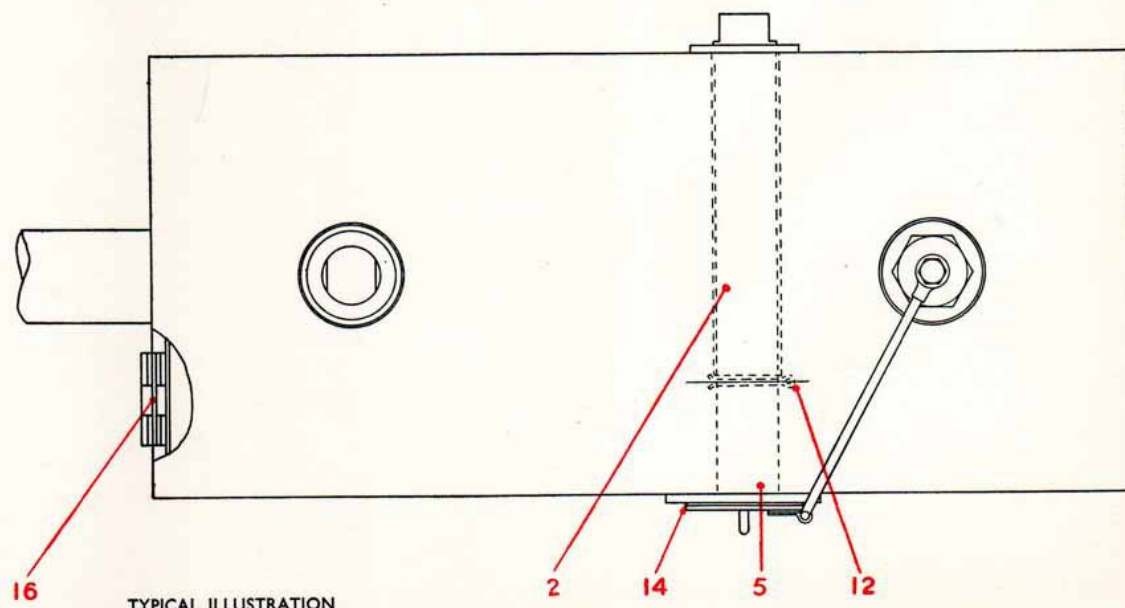
Breather

Torque Converter Fluid Reserve Tank

Unit R/RTF.2



railcar.co.uk



TYPICAL ILLUSTRATION

CYLINDER HEAD
Leyland Section PL.23307

B.R. Cat. No.	Leyland or Albion Basic Part No.	Illustn. Ref. No.	Description	Used On Engine No.	No. Reqd. Per Unit	Remarks
Cylinder Head Group. (Arrangement Part No. 314121)						
9/15/84954	101K39	F1	Cylinder head, complete with valve guides, etc.		2	
9/15/84534	104K13	A17	Joint		2	Cylinder head
9/15/84535	1808Z120	F2	Core plug		10	Top and near side faces
9/15/35101	121421	B59	Dowel		4	For rocker bracket
9/15/84536	247K14	F3	Sleeve		6	For injector nozzle holder
9/15/84537	132K12	F4	Valve guide		12	
9/15/84538	114K13	F5	Valve seat		6	Inlet
	114K17		Valve seat		6	Alternative to 114K13
9/15/84540	110K12	F6	Valve seat		6	Exhaust
	110K16		Valve seat		6	Alternative to 110K12
9/15/84468	1084Z14	F7	Stud, $\frac{3}{8}$ " dia. \times $1\frac{3}{4}$ " long, UNF, special ...		12	Exhaust manifold
9/15/84542	1050Z14 X75949		Nut, $\frac{3}{8}$ " dia. \times $\frac{1}{2}$ ", UNF, thick brass, special Washer, $\frac{3}{8}$ " dia., Kolok		12	
9/15/84468	1084Z14	F8	Stud, $\frac{3}{8}$ " dia. \times $1\frac{3}{4}$ " long, UNF, special ...		8	Inlet manifold
9/15/84543	1084Z16 1050Z14 4971Z4A	F8	Stud, $\frac{3}{8}$ " dia. \times 2" long, UNF, special ... Nut, $\frac{3}{8}$ " dia., UNF Lockwasher, $\frac{3}{8}$ " plain		4 12 12	
9/15/84544	1119Z3	F9	Stud, $\frac{1}{2}$ " dia. \times 5-15" long, UNF, special ...		6	Injector clamps
9/15/84545	1119Z2		Stud, $\frac{1}{2}$ " dia. \times 4-30" long, UNF, special ...		6	
	1078Z8	F10	Nut, $\frac{1}{2}$ " dia., UNF		12	Rocker shaft
	4970Z6		Lockwasher, $\frac{1}{2}$ " positive		12	
9/15/84472	1084Z11	F11	Stud, $\frac{3}{8}$ " dia. \times $1\frac{1}{8}$ " long, UNF, special ...		8	Lifting flanges
	1078Z6		Nut, $\frac{3}{8}$ " dia., UNF		8	
	4970Z4		Lockwasher, $\frac{3}{8}$ " positive		8	
9/15/84546	1149Z1	F12	Lifting flange		4	For cylinder head
9/15/84547	456K29	F13	Cover plate		4	
9/15/84548	1134Z29		Joint		4	Cover plate
	1062Z6	F14	Screw, $\frac{3}{8}$ " dia. \times $\frac{3}{4}$ " long, UFS106/6P ...		8	Cover plate
	4970Z4		Lockwasher, $\frac{3}{8}$ " positive		8	
9/15/84549	103K14	F15	Distance piece		2	Valve cover
9/15/84550	111K12	F16	Joint, valve cover distance piece		2	
9/15/84551	1084Z26	A20	Stud, $\frac{3}{8}$ " dia. \times $3\frac{1}{2}$ " long, UNF, special ...		14	Valve cover to distance piece
	1050Z23	A21	Nut, $\frac{3}{8}$ " dia., UNF		14	
9/15/84552	164Z22	F17	Screw, $\frac{3}{8}$ " dia. \times $\frac{7}{8}$ " long, UNF, socket, special		20	Distance piece to cylinder head
9/15/84553	102K19	F18	Valve cover		2	
9/15/84554	112K13	F19	Joint		2	Valve cover
9/15/40519	529929		Monogram plate, B.U.T.		1	On front cover
9/15/85272	510227		Instruction plate		1	On rear cover
	9300Z313		Screw, No. 2 B.A. \times $\frac{1}{4}$ " long, snap head, brass N.P.		8	For plates
9/15/84557	164K17		Breather pipe		1	
9/15/33035	227918		Air and oil separator		2	

CYLINDER HEAD

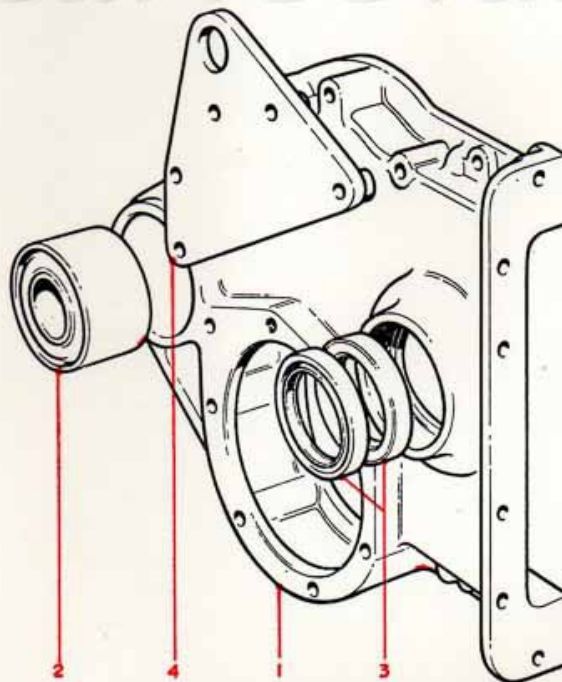
Leyland Section PL.23307

B.R. Cat. No.	Leyland or Albion Basic Part No.	Illustn. Ref. No.	Description	Used On Engine No.	No. Reqd. Per Unit	Remarks
9/15/33008	227919		Joint, air and oil separator ...		4	
	1052Z22		Bolt, $\frac{5}{16}$ " dia., UFB105/22P ...		6	} Breather pipe to valve covers
	4970Z3A		Lockwasher, $\frac{5}{16}$ " positive ...		6	
9/15/84558	303432		Breather, complete ...		2	
9/15/84559	150K17	B20	Exhaust manifold ...		1	Front
9/15/84560	150K18	B21	Exhaust manifold ...		1	Rear
9/15/84561	175K13		Manifold adaptor ...		1	
9/15/84562	71335A2		Sealing ring ...		4	
9/15/84563	156K14	B22	Joint ...		6	For manifold Exhaust pipe flange
9/15/84274	1145Z2		Joint ...		1	
9/15/84564	148K16	B23	Inlet manifold ...		1	
9/15/84563	156K14	B24	Joint ...		6	Inlet manifold
9/15/84565	1083Z10		Stud, $\frac{5}{16}$ " dia. \times $1\frac{1}{4}$ " long, UNF, special ...		4	} Breather pipe facings
	1078Z5		Nut, $\frac{5}{16}$ " dia., UNF ...		4	
	4970Z3A		Lockwasher, $\frac{5}{16}$ " positive ...		4	
9/15/84566	1941Z39		Blind flange ...		2	Breather pipe facings
9/15/84567	2205Z8		Joint ...		2	For flange
9/15/84568	242K11	F20	Valve ...		6	Inlet
9/15/84569	136K13	F21	Valve ...		6	Exhaust
9/15/84570	245K11	F22	Cap ...		12	For spring
9/15/40024	190832	F23	Seal ...		12	On valve stem
9/15/40005	236541	F24	Valve cone ...		24	Halves
9/15/84571	243K12	F25	Valve spring ...		12	Inner
9/15/84572	243K11	F26	Valve spring ...		12	Outer
9/15/39994	191286	F27	Cap ...		12	On valve stem
9/15/84573	262K11	F28	Push rod, complete ...		12	
9/15/84574	227751	A18	Tappet ...		12	
9/15/84575	135K13	F29	Rocker shaft ...		2	
9/15/40048	60207	F30	Welch washer, $\frac{5}{8}$ " dia., special ...		4	At end of shaft
9/15/84576	124K12	F31	Bracket ...		6	For shaft
9/15/84577	1031Z5	B25	Locating screw ...		2	In rear brackets
	4970Z3A		Lockwasher, $\frac{5}{16}$ " positive, for screws ...		2	
9/15/84578	169K14	F32	Valve rocker ...		12	
9/15/40038	227737	F33	Adjusting screw ...		12	Ball end
	294921	F34	Locknut, $\frac{1}{2}$ " dia., B.S.F. ...		12	For adjusting screw
9/15/40043	60166	F35	Spring ...		4	Centre
9/15/40045	60186	F36	Spring ...		4	End
9/15/40047	60143	F37	Washer, $\frac{57}{64}$ " i/dia., special ...		12	At rocker
9/15/40046	60142	F38	Washer, $\frac{7}{8}$ " i/dia., special ...		4	For circlip
	60112	F39	Circlip, ex. $\cdot 825$ " i/dia. \times $\cdot 048$ " dia. (section) ...		4	
9/15/84579	246K11	F40	Decompressor shaft ...		2	
9/15/84580	516K14		Locating plunger ...		2	For shaft
9/15/40044	12373	F41	Spring plunger ...		2	For plunger
9/15/40034	231490	F42	Decompressor lever ...		2	
	1051Z14		Bolt, $\frac{1}{4}$ " dia., UFB104/14P ...		2	} For lever
	1078Z4	F43	Nut, $\frac{1}{4}$ " dia., UNF ...		2	
	4970Z13		Lockwasher, $\frac{1}{4}$ " positive ...		2	
9/15/85288	114K20		Seat, valve, inlet (+.020") ...		6	
9/15/85289	114K23		Seat, valve, inlet (+.050") ...		6	
9/15/85292	114K19		Seat, valve, exhaust (+.020") ...		6	
9/15/85293	114K22		Seat, valve, exhaust (+.050") ...		6	
9/15/85294	SUN729		Joints, top overhaul set ...		as reqd.	

CRANKSHAFT
Leyland Section PL.23308

B.R. Cat. No.	Leyland or Albion Basic Part No.	Illustn. Ref. No.	Description	Used On Engine No.	No. Reqd. Per Unit	Remarks
Crankshaft Group.						
9/15/84582	117K16	A19	Crankshaft		1	
9/15/30513	191198	A22	Oil plug		12	In crankpins
9/15/84583	1119Z7		Stud, $\frac{3}{8}$ " dia. \times 4 $\frac{7}{8}$ " long, UNF, special ...		6	
	299006		Nut, $\frac{3}{8}$ " dia., UNF, slotted, special ...		12	} Plugs to crankpins
	9385Z5		Split pin		12	
9/15/84584	1119Z4	A23	Stud		1	In crankshaft fixing nut
9/15/84585	1873Z270		Mills pin		1	
9/15/84586	1131Z42	A24	Washer, 5/16" i/dia., special		1	
9/15/84587	1050Z19	A25	Nut, $\frac{7}{8}$ " dia., UNF, special		1	
9/15/84588	9388Z121	A26	Key		1	For crankshaft gear
9/15/84589	9388Z140	A27	Key		1	For hub
9/15/84590	436K26	A28	Crankshaft gear		1	
9/15/84591	406K14	A29	Oil thrower		1	Front
9/15/84592	305K11	A30	Hub		1	For crankshaft, inner
9/15/84588	9388Z121	A31	Key		1	In hub, outer
9/15/84593	305K12	A32	Hub		1	For crankshaft, outer
9/15/84594	285K11	A33	Distance piece		1	Inner
9/15/84595	285K12	A34	Distance piece		1	Outer
9/15/84596	1031Z10	A35	Bolt, $\frac{7}{16}$ " dia. \times 2-625" long, UNF, special...		8	} In hub fixing damper
	4970Z5A		Lockwasher, $\frac{7}{16}$ " positive, for screws ...		8	
9/15/84597	185K17	A36	Starter ring		1	
9/15/84598	54078C	A37	Damper		1	Holmes "Holset"
9/15/84599	406K15	A38	Oil thrower		1	Rear
9/15/84600	271K11	A39	End cover		1	Crankcase
9/15/84501	272K11	A40	Joint		1	
9/15/84601	9204Z218	A41	Oil seal, Gaco MIS.60		1	In cover
	1053Z22	A42	Bolt, $\frac{3}{8}$ " dia., UFB106/22P		16	} End cover and support plate to crankcase
	4970Z4		Lockwasher, $\frac{3}{8}$ " positive		16	
9/15/84602	1032Z19	A42	Bolt, $\frac{5}{16}$ " dia. \times 3-125" long, UNF, special ...		8	} Flywheel to crankshaft
9/15/84511	1050Z20		Nut, $\frac{5}{16}$ " dia., UNF, special		8	
	9385Z45		Split pin		8	
9/15/85270	317198		Flywheel casing		1	
9/15/84604	539210		Joint		1	Casing to crankshaft
9/15/30851	534164		Joint		1	Rear casing to flywheel casing
	UFB106/7R		Bolt, $\frac{3}{8}$ " dia. \times $\frac{7}{8}$ " long, UNF		15	} Starter ring to casing
9/15/30535	257686		Tab washer		15	
9/15/84605	539354		Bolt, $\frac{3}{8}$ " dia. \times 1 $\frac{1}{4}$ " long, UNF, special ...		30	Rear casing to flywheel casing
9/43/34072	510060		Roller bearing		1	R. & M. MRJ25
	276018		Seeger circlip, internal, 62 mm.		1	
9/15/84607	299966		Setscrew, $\frac{5}{16}$ " dia. \times $\frac{3}{4}$ " long, UNF, special		4	Bearing housing to flywheel
9/15/84973	9227Z61		Dowel		1	

B.R. Cat. No.	Leyland or Albion Basic Part No.	Illustn. Ref. No.	Description	Used On Engine No.	No. Reqd. Per Unit	Remarks
Timing Case Group.						
9/15/84625	316517		Timing case, complete		1	
9/15/84626	314070	1	Timing case		1	
9/15/84411	317901	2	Bush, Metalastik LE.1273		1	
9/15/84627	131K14		Joint		1	
9/15/84628	9204Z89	3	Oil seal, Gaco Ref. G400300		2	
9/15/84629	241K12		Joint		1	Compressor facing
9/15/84630	314286	4	Lifting plate		1	
9/15/84472	1084Z11		Stud, $\frac{1}{2}$ " dia. \times $1\frac{3}{4}$ " long, UNF, special		2	Compressor facing
	1078Z6		Nut, $\frac{1}{2}$ " dia., UNF		2	
	4971Z4A		Lockwasher, $\frac{1}{2}$ " plain		2	
9/15/84631	1053Z53		Bolt, $\frac{1}{2}$ " dia. \times $3\frac{1}{2}$ " long, UNF, special		5	Compressor facing
	1078Z6		Nut, $\frac{1}{2}$ " dia., UNF		2	
	4071Z4A		Lockwasher, $\frac{1}{2}$ " plain		3	
	4970Z4		Lockwasher, $\frac{1}{2}$ " positive		2	Timing case to backplate
	1078Z6		Nut, $\frac{1}{2}$ " dia., UNF		2	
	1108Z6		Lockwasher		2	Timing case to crankcase
	1053Z11		Bolt, $\frac{1}{2}$ " dia., UFB106/11P		4	
	1108Z6		Lockwasher, $\frac{1}{2}$ " shakeproof		7	
	UFB106/30		Bolt, $\frac{1}{2}$ " dia. \times $3\frac{3}{4}$ " long, UNF		5	



TYPICAL ILLUSTRATION

WATER PUMP DRIVE

Leyland Section PL.23310

B.R. Cat. No.	Leyland or Albion Basic Part No.	Illustn. Ref. No.	Description	Used On Engine No.	No. Reqd. Per Unit	Remarks
Water Pump Drive Group.						
9/15/84781	440K33	G32	Driving spindle		1	
9/15/84782	436K43	G33	Gear wheel		1	
9/15/84783	9388Z50	G34	Key		1	For gear wheel
9/43/32178	5539Z889	G35	Roller bearing, Hoffmann type R.130 ...		1	Front
9/15/84784	446K26	G36	Housing		1	For bearing
9/15/84680	1133Z10	G40	Joint		1	Housing
9/43/5977	5332Z45	G38	Ball bearing, Hoffmann type 325V3 ...		1	Rear
9/15/84785	446K18	G39	Housing		1	For bearing
9/15/84680	1133Z10	G40	Joint		1	Housing
9/15/84783	9388Z50	G42	Key		1	Driving flange
	1820Z784	G43	Washer, $\frac{5}{16}$ " dia.		1	} Driving flange to spindle
9/15/84511	1050Z20		Nut, $\frac{5}{8}$ " dia., UNF, special		1	
	9385Z45		Split pin		1	
9/15/84789	9204Z210	G45	Oil seals, Gaco MIS.18		1	
9/15/84680	1133Z10	G46	Joint, for cover		1	

railcar.co.uk

WATER PIPES AND CONNECTIONS GROUP

Leyland Section PL.23311

B.R. Cat. No.	Leyland or Albion Basic Part No.	Illustn. Ref. No.	Description	Used On Engine No.	No. Reqd. Per Unit	Remarks
Water Pipes and Connections Group.						
9/15/85251	317571		Water outlet pipe, complete		2	} Water outlet pipe
9/15/85252	317586		Water pump bleed pipe, complete		1	
9/15/33041	233512		Union adaptor		2	
9/15/33051	X42628		Washer, joint, copper		2	
9/15/85253	317585		Hose connection, 2 $\frac{1}{4}$ " bore		1	
	33369		Jubilee clip, size 3		2	

railcar.co.uk

CRANKCASE

Leyland Section PL.23312

B.R. Cat. No.	Leyland or Albion Basic Part No.	Illustn. Ref. No.	Description	Used On Engine No.	No. Reqd. Per Unit	Remarks
Crankcase Group.						
9/15/84436	109K18	A1	Crankcase, complete		1	
9/15/84437	106K13	A2	Cylinder liner		6	
9/15/84861	231K13	A3	Sealing ring		12	For liner
9/15/84439	1854Z36		Plug, in oil gallery		2	
9/15/84440	1909Z81		Joint, plug		2	Plug in oil gallery
9/15/84441	1118Z2		Plug		2	In oil gallery front and rear
9/15/35117	292889		Plug		4	In water gallery
9/15/84442	1808Z44B		Plug		2	In water drain holes
9/15/84443	1808Z11		Plug		1	In front face
9/15/84444	1876Z283		Joint, plug		1	Plug in front face
	1063Z6		Screw, $\frac{7}{16}$ " dia. \times $\frac{3}{4}$ " long, UFS107/6P ...		4	Front mounting facing
	1062Z4		Screw, $\frac{3}{8}$ " dia. \times $\frac{1}{2}$ " long, UFS106/4P ...		6	} Front dynamo facing
	4970Z4		Lockwasher, $\frac{3}{8}$ " positive		6	
9/15/84447	1121Z5		Dowel		7	Crankshaft bushes
9/15/30551	116734		Dowel		2	Timing backplate
9/15/33043	60544		Dowel		6	Starter motor facing
9/15/84448	1121Z6	D19	Dowel		2	Bottom cover front
9/15/33043	60544		Dowel		2	Bottom cover fuel pump bracket
9/15/84449	247K12	B1	Water sleeve		6	In block top face
9/15/84450	256K11	B57	Joint		2	Heat exchanger facings
9/15/84451	456K35		Cover plate		1	Water gallery rear
9/15/84452	1134Z35		Joint		1	Cover plate
	1062Z6		Screw, $\frac{3}{8}$ " dia. \times $\frac{3}{4}$ " long, UFS106/6P ...		4	} Cover plate
	4970Z4		Lockwasher, $\frac{3}{8}$ " positive		4	
9/15/84862	299963		Bolt, $\frac{3}{8}$ " dia. \times 1.07" long, UNF, special ...		4	Throttle motor
9/15/84454	538960		Stud, $\frac{1}{16}$ " dia. \times 6" long, UNF, special ...		2	} Heat exchanger facings
	UFN105/P		Nut, $\frac{1}{16}$ " dia., UNF		2	
	X75948		Washer, $\frac{5}{16}$ " dia., Kolok		2	
9/15/84455	314229		Foot, front		1	
9/15/84457	456K36	B2	Side cover		2	
9/15/84458	1133Z13		Joint		2	Side cover
9/15/84459	219K12	B3	Retaining bar		2	
	1052Z10	B4	Bolt, $\frac{5}{16}$ " dia., UFB105/10P		4	} Retaining bar to cover
9/15/84461	1035Z16	B5	Distance piece		4	
	1078Z5		Nut, $\frac{5}{16}$ " dia., UNF		4	
	4970Z3A		Lockwasher, $\frac{5}{16}$ " positive		4	} Cover to block
	1061Z5	B6	Screw, $\frac{5}{16}$ " dia. \times $\frac{5}{8}$ " long, UFS105/5P ...		28	
	4970Z3A		Lockwasher, $\frac{5}{16}$ " positive		28	
9/15/84463	1119Z5	B7	Stud, $\frac{3}{8}$ " dia. \times 6.30" long, UNF, special ...		34	} Cylinder head face
	1050Z21		Nut, $\frac{5}{8}$ " dia., UNF		30	
9/15/84464	1050Z18		Lifting nut, cylinder head		4	
9/15/84465	1119Z6		Stud, $\frac{1}{2}$ " dia. \times 5.3" long, UNF, special ...		8	
	1050Z24		Nut, $\frac{1}{2}$ " dia., UNF		8	
9/15/85271	350865		Engine support plate, rear		1	
9/15/84467	314038		Angle piece		2	

CRANKCASE

Leyland Section PL.23312

B.R. Cat. No.	Leyland or Albion Basic Part No.	Illustn. Ref. No.	Description	Used On Engine No.	No. Reqd. Per Unit	Remarks
9/15/84468	1084Z14	} B8	Stud, $\frac{3}{8}$ " dia. \times $1\frac{3}{4}$ " long, UNF, special ...		28	} Fixing bottom cover
	1078Z6		Nut, $\frac{3}{8}$ " dia., UNF		28	
	4971Z4A		Lockwasher, $\frac{3}{8}$ " plain		28	
9/15/84469	1085Z12		Stud, $\frac{7}{16}$ " dia. \times $1\frac{1}{2}$ " long, UNF, special ...		4	Starter bracket facings
9/15/84470	1087Z18		Stud, $\frac{5}{8}$ " dia. \times $2\frac{1}{4}$ " long, UNF, special ...		2	} Engine mounting facings front
	UFS110/8		Setscrew, $\frac{5}{8}$ " dia. \times 1" long, UNF, special ...		2	
9/15/84468	1084Z14		Stud, $\frac{3}{8}$ " dia. \times $1\frac{3}{4}$ " long, UNF, special ...		2	} Oil relief valve
	1087Z6		Nut, $\frac{3}{8}$ " dia., UNF		2	
	4970Z4		Lockwasher, $\frac{3}{8}$ " positive		2	
9/15/84471	1084Z12		Stud, $\frac{3}{8}$ " dia. \times $1\frac{1}{2}$ " long, UNF, special ...		6	Dynamo bracket, facing rear
	1062Z7		Screw, $\frac{3}{8}$ " dia. \times $\frac{7}{8}$ " long, UFS106/7P ...		2	} Water gallery facing front
	4971Z4A		Lockwasher, $\frac{3}{8}$ " plain		2	
9/15/84471	1084Z12		Stud, $\frac{3}{8}$ " dia. \times $1\frac{1}{2}$ " long, UNF, special ...		4	Fuel pump bracket facing
9/15/84469	1085Z12		Stud, $\frac{7}{16}$ " dia. \times $1\frac{1}{2}$ " long, UNF, special ...		8	} Starter motor brackets
	1087Z7		Nut, $\frac{7}{16}$ " dia., UNF		8	
	4970Z5A		Lockwasher, $\frac{7}{16}$ " positive		8	
9/15/84470	1087Z18		Stud, $\frac{5}{8}$ " dia. \times $2\frac{1}{4}$ " long, UNF, special ...		4	Engine mounting facing front
9/15/84474	539162		Bolt, $\frac{3}{8}$ " dia. \times 1" long, UNF, special ...		4	} Feet to backplates
	UFN406/P		Slotted nut, $\frac{3}{8}$ " dia., UNF		4	
	K5659		Split pin		4	
9/15/84482	9227Z43		Dowel		6	Intermediate and rear bushes
9/15/84483	224K12	A4	Bearing cap, front		1	} Caps to block
9/15/84484	224K13	A5	Bearing cap, intermediate		4	
9/15/84485	224K14	A6	Bearing cap, centre		1	
9/15/84486	224K15	A7	Bearing cap, rear		1	} Lock plates to cap
9/15/84487	1032Z18	B9	Bolt, $\frac{7}{8}$ " dia. \times 6.75" long, UNF, special ...		14	
9/15/84488	1048Z14	B10	Lockplate		14	
	1061Z5	B11	Screw, $\frac{5}{16}$ " dia. \times $\frac{5}{8}$ " long, UFS105/5P ...		28	} Lock plates to cap
	4970Z3A		Lockwasher, $\frac{5}{16}$ " positive		28	
9/15/84489	137K13	C1	Camshaft bush, front		1	} Bush to block
	1062Z8		Screw, $\frac{3}{8}$ " dia. \times 1" long, UFS106/8P ...		4	
9/15/84491	1048Z15	C2	Lockplate		4	
9/15/84492	137K14	C3	Camshaft bush, rear		1	} Water manifold
9/15/84493	1041Z14	D1	Oil pump drive bush		2	
9/15/84494	314055	B12	Water manifold		1	
9/15/84495	2205Z15		Joint		6	} Water elbow
9/15/84496	314056		Water elbow		1	
9/15/84497	310079		Joint		1	
9/15/35258	13834		Plug, $\frac{1}{2}$ " B.S.P.		1	} Manifold to block
9/15/35261	X42629		Washer, joint, copper		12	
	1053Z22	B13	Bolt, $\frac{3}{8}$ " dia., UFB106/22P		12	
	4970Z4		Lockwasher, $\frac{3}{8}$ " dia., positive		12	} Elbow to manifold
9/15/84499	1084Z10		Stud, $\frac{3}{8}$ " dia. \times $1\frac{1}{4}$ " long, UNF, special ...		2	
	1078Z6		Nut, $\frac{3}{8}$ " dia., UNF		2	
	4971Z4A		Lockwasher, $\frac{3}{8}$ " plain		2	} Timing backplate to block
9/15/84500	314078	C4	Timing backplate		1	
9/15/84501	272K11		Joint		1	
9/15/84502	513631		Screw, $\frac{3}{8}$ " dia. \times $\frac{3}{4}$ " long, UNF, drilled head		2	} Timing backplate to block
9/15/84503	1103Z4		Screw, $\frac{3}{8}$ " dia. \times 1" long, c'sk. head, special		2	
9/15/84865	133K17	C5	Camshaft		1	

CRANKCASE

Leyland Section PL.23312

B.R. Cat. No.	Leyland or Albion Basic Part No.	Illustr. Ref. No.	Description	Used On Engine No.	No. Reqd. Per Unit	Remarks
9/15/84506	9389Z9	C6	Key		2	Oil pump spiral gear
9/15/84507	9388Z85	D2	Key		1	Camshaft gear
9/15/84508	1087Z51		Stud, $\frac{5}{8}$ " dia. \times 3" long, UNF, special ...		1	
9/15/84509	1873Z343		Mills pin		1	Fixing stud
9/15/84510	1131Z12		Washer, 41/64" i/dia., special		1	
9/15/84511	1050Z20		Nut, $\frac{5}{16}$ " dia., UNF, special		1	
	9385Z45		Split pin		1	
9/15/84512	512K22	D3	Oil pump spiral gear, front... ..		1	
9/15/84513	512K23	E1	Oil pump spiral gear, rear		1	
9/15/84514	436K27	C7	Camshaft gear		1	
9/15/84515	611K14	C8	Thrust washer		1	At front of shaft
	1062Z7	E2	Screw, $\frac{3}{8}$ " dia. \times $\frac{7}{8}$ " long, UFS106/7P ...		6	
	1108Z6		Lockwasher, $\frac{3}{8}$ " shakeproof		6	
9/15/84516	1032Z16	C10	Bolt, $\frac{1}{2}$ " dia. \times 3-95" long, UNF, special ...		2	
9/15/84517	299965	C11	Nut, $\frac{1}{2}$ " dia., UNF, castle, special		2	} Carrying hub for gear
	9385Z28		Split pin		2	
9/15/35317	234853	C12	Spindle		2	} Hub for gear
9/15/35030	233364	C13	Bush		2	
9/15/35333	233365	C14	Thrust washer		4	
9/15/35332	234856	C15	Washer, special		2	
9/15/84518	436K28	C16	Intermediate gear, crankshaft to camshaft...		1	
9/15/84519	436K29	A8	Intermediate gear, crankshaft to fuel pump drive		1	
9/15/74520	451K12	E3	Thrust housing		2	
9/15/84521	1134Z31	E4	Joint, thrust housing		2	
9/15/84522	1041Z19	E5	Bush, in housing		2	Oil pump drive
9/15/84523	440K16	E6	Driving spindle		2	
9/15/84506	9389Z9	E7	Key		2	In spindle
9/15/84524	261K11	E8	Coupling tongue		2	
9/15/84525	512K20		Oil pump driving gear		1	Front main
9/15/84526	512K21	E9	Oil pump driving gear		1	Rear scavenge
9/15/84527	276K11	B14	Oil relief valve body		1	
9/15/84528	2205Z13	B15	Joint, oil relief valve body		1	
9/15/84529	116K12	B16	Oil relief valve		1	
9/15/35325	260513	B17	Spring		1	
9/15/84530	457K16	B18	Cover		1	For valve
9/15/84528	2205Z13	B19	Joint, cover		1	
9/15/84866	321K11		Foot, rear		1	
9/15/84475	539163		Bolt, $\frac{1}{2}$ " dia., UNF, special		4	} Foot to support plate, rear
	UFN406		Nut, $\frac{1}{2}$ " dia., UNF, slotted		4	
	K5659		Split pin, $\frac{1}{16}$ " dia. \times $\frac{3}{4}$ " long		4	
9/15/35258	13834		Plug, $\frac{1}{2}$ " B.S.P.		1	
9/15/35261	X42629		Washer, joint, copper		1	For plug
9/15/85254	350866		Flywheel housing, complete		1	
	UFB106/26		Bolt, $\frac{3}{8}$ " dia. \times $3\frac{1}{4}$ " long		1	
9/15/85255	1818Z104		Dowel		2	} Flywheel housing to support plate
	UFB106/12		Bolt, $\frac{3}{8}$ " dia. \times $1\frac{1}{2}$ " long		14	
	UFN106/P		Nut, $\frac{3}{8}$ " dia.		15	
	X75949		Washer, $\frac{3}{8}$ " dia., Kolok		15	
9/15/85256	314227		Timing pointer		1	
9/15/85257	317190		Dust cover		1	
	UFS105/4		Setscrew, $\frac{5}{16}$ " dia. \times $\frac{1}{2}$ " long, B.S.F. ...		3	} Dust cover to support plate
	X75948		Washer, $\frac{5}{16}$ " dia., Kolok		3	

CRANKCASE

Leyland Section PL.23312

B.R. Cat. No.	Leyland or Albion Basic Part No.	Illustn. Ref. No.	Description	Used On Engine No.	No. Reqd. Per Unit	Remarks
9/15/85258	350982		Converter support plate		1	} Converter support plate to flywheel housing
9/15/85255	1818Z104		Dowel in housing		2	
	UFB106/12R		Bolt, $\frac{1}{2}$ " dia. \times $1\frac{1}{2}$ " long, UNF		16	
	UFN106/P		Nut, $\frac{1}{2}$ " dia.		16	
	X75949		Washer, $\frac{3}{8}$ " dia., Kolok		16	
			Cover plate, water gallery rear transfer to front, complete with screws		1	
9/15/85260	545935		Water inlet elbow		1	Rear of block
	UFB106/24R		Bolt, $\frac{3}{8}$ " dia. \times 3" long		2	} Elbow to block
	X75949		Washer, $\frac{3}{8}$ " dia., Kolok		2	
CRANKSHAFT MAIN BEARING BUSHES						
Front and rear bush, top half						
9/15/84476	121K15	A9	Standard size		2	
9/15/85098	121K23		Undersize .010"		2	
9/15/85099	121K25		Undersize .020"		2	
9/15/85105	121K27		Undersize .030"		2	
9/15/85106	121K29		Undersize .040"		2	
9/15/85107	121K31		Undersize .050"		2	
Front and rear bush, bottom half						
9/15/85108	121K71	A10	(121K16) with dowel, standard size		2	
9/15/85109	121K72		(121K24) with dowel, undersize .010"		2	
9/15/85110	121K73		(121K26) with dowel, undersize .020"		2	
9/15/85111	121K74		(121K28) with dowel, undersize .030"		2	
9/15/85112	121K75		(121K30) with dowel, undersize .040"		2	
9/15/85113	121K76		(121K32) with dowel, undersize .050"		2	
Centre bush, top half						
9/15/84480	121K19	A12	Standard size		1	
9/15/85114	121K39		Undersize .010"		1	
9/15/85115	121K41		Undersize .020"		1	
9/15/85116	121K43		Undersize .030"		1	
9/15/85117	121K45		Undersize .040"		1	
9/15/85118	121K47		Undersize .050"		1	
Centre bush, bottom half						
9/15/84481	121K20	A13	Standard size		1	
9/15/85119	121K40		Undersize .010"		1	
9/15/85120	121K42		Undersize .020"		1	
9/15/85121	121K44		Undersize .030"		1	
9/15/85122	121K46		Undersize .040"		1	
9/15/85123	121K48		Undersize .050"		1	
Intermediate bushes, top half						
9/15/84478	121K17	A14	Standard size		4	
9/15/85124	121K55		Undersize .010"		4	
9/15/85125	121K57		Undersize .020"		4	
9/15/85126	121K59		Undersize .030"		4	
9/15/85127	121K61		Undersize .040"		4	
9/15/85128	121K63		Undersize .050"		4	

CRANKCASE

Leyland Section PL.23312

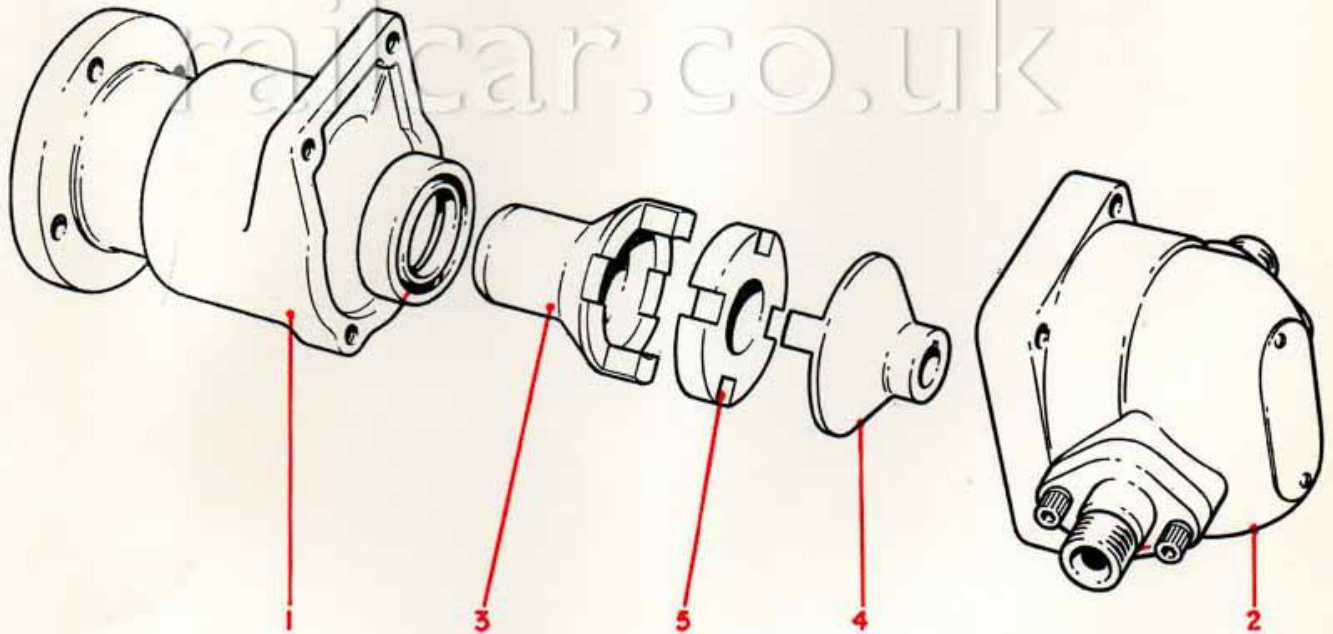
B.R. Cat. No.	Leyland or Albion Basic Part No.	Illustrn. Ref. No.	Description	Used On Engine No.	No. Reqd. Per Unit	Remarks
			Intermediate bushes, bottom half			
9/15/85129	121K77	A15	(121K18) with dowel		4	
9/15/85130	121K78		(121K56) with dowel, undersize -010"		4	
9/15/85131	121K79		(121K58) with dowel, undersize -020"		4	
9/15/85132	121K80		(121K60) with dowel, undersize -030"		4	
9/15/85133	121K81		(121K62) with dowel, undersize -040"		4	
9/15/85134	121K82		(121K64) with dowel, undersize -050"			
			Centre bush with +020" oversize thrust			
9/15/85135	121K149	A16	Top half, -010" undersize			
9/15/85136	121K150		Top half, -030" undersize			
9/15/85137	121K151		Top half, -050" undersize			
9/15/85138	121K152		Bottom half, -010" undersize			
9/15/85139	121K153		Bottom half, -030" undersize			
9/15/85140	121K154		Bottom half, -050" undersize			

railcar.co.uk

HYDRAULIC PUMP DRIVE

Leyland Section PL.23313

B.R. Cat. No.	Leyland or Albion Basic Part No.	Illustrn. Ref. No.	Description	Used On Engine No.	No. Reqd. Per Unit	Remarks
Hydraulic Pump Drive Group						
9/15/85261	314172	1	Housing, complete		1	
9/15/85262	314164		Housing		1	
9/15/85263	316241		Stud, $\frac{1}{4}$ " dia. \times $1\frac{3}{4}$ " long, UNF, special		4	
9/15/85264	314174	2	Plessey hydraulic pump, type 2H24CX ...		1	
9/15/85265	314166	3	Driving dog		1	
9/15/85266	314167	4	Driven dog		1	
9/15/85267	314168	5	Drive coupling		1	
	UFN104/P		Nut, $\frac{1}{4}$ " dia., UNF		4	
	X75947		Washer, $\frac{1}{4}$ " dia., Kolok		4	



TYPICAL ILLUSTRATION

RADIATOR

Leyland Section PL.23314

B.R. Cat. No.	Leyland or Albion Basic Part No.	Illustn. Ref. No.	Description	Used On Engine No.	No. Reqd. Per Unit	Remarks
Radiator Group.						
9/15/85180	351010		Radiator fan and shutter, Serck Ref. No. OC.34072		1	
9/15/85181	351011		Thermostatic control valve... ..		1	
9/15/85182	351012		Oil tank		1	
9/15/85183	351013		Relief valve		1	
9/15/84254	539892		Rubber hose		2	} Engine to radiator
9/15/84255	539893		Ring		4	
	33369		Jubilee clip, type 3		4	} Radiator to engine
9/15/84257	539894		Rubber hose		2	
9/15/84258	539895		Ring		4	
	33369		Jubilee clip, type 3		4	

railcar.co.uk

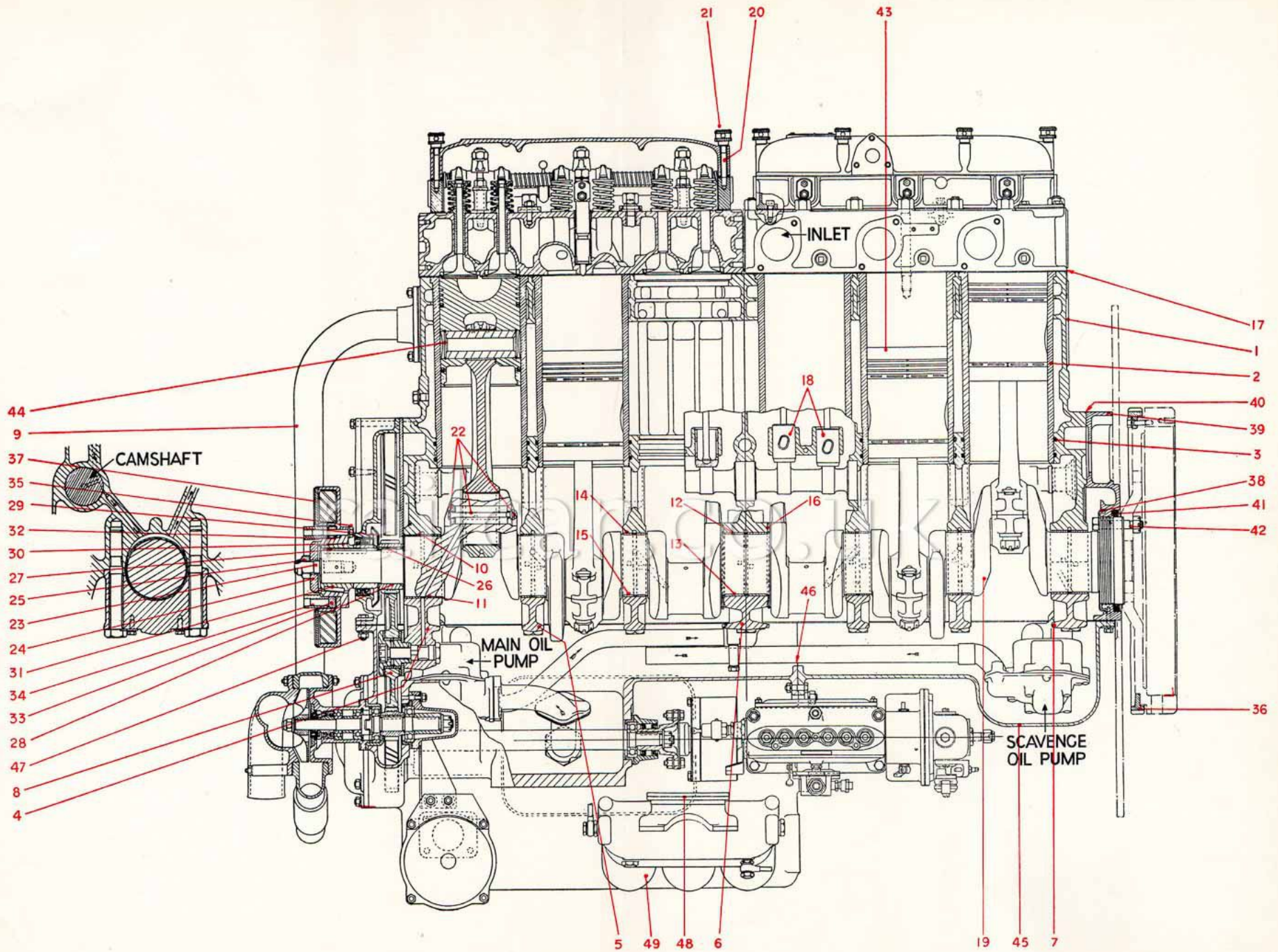


FIG. A

TYPICAL ILLUSTRATION

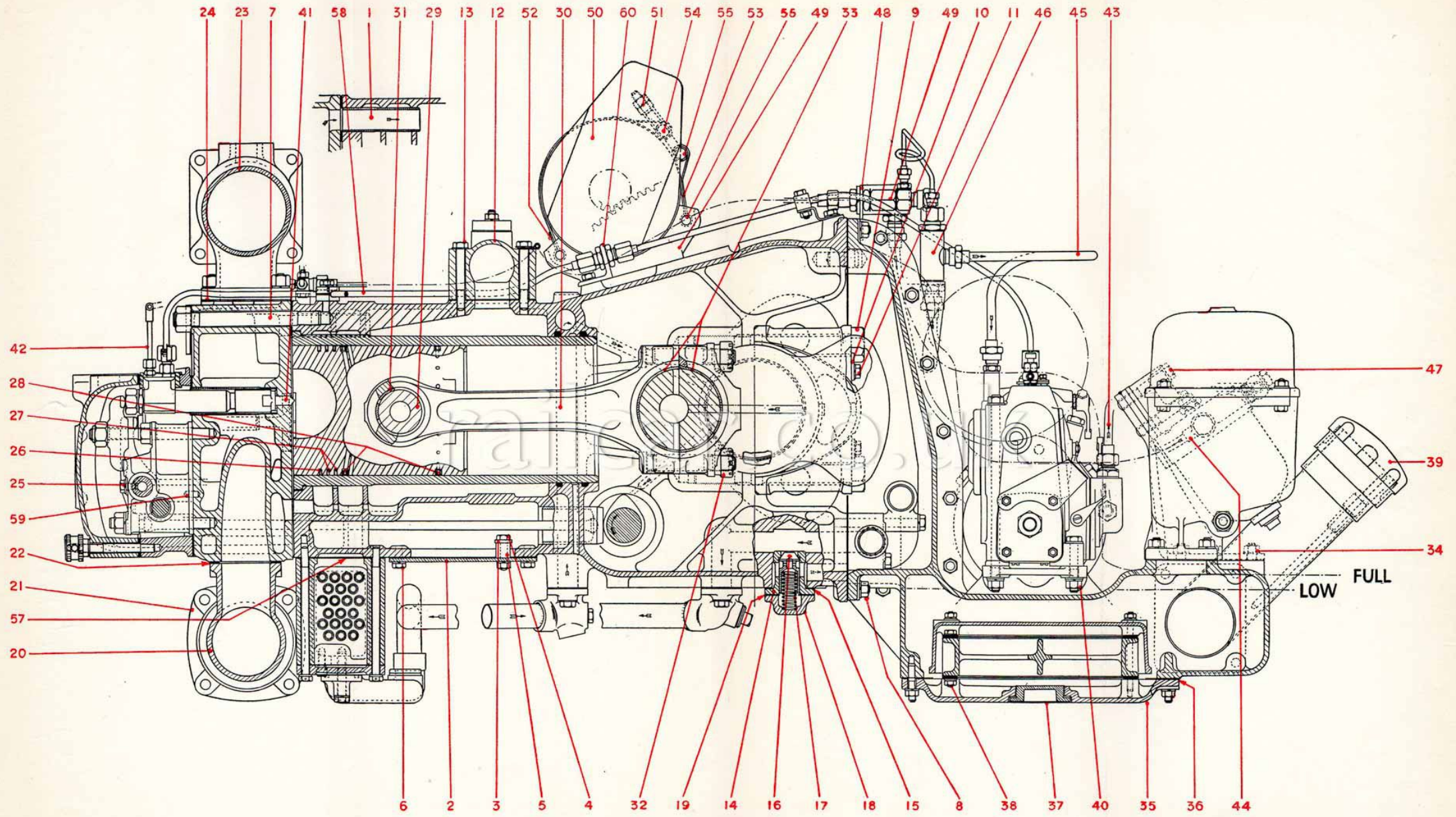


FIG. B

TYPICAL ILLUSTRATION

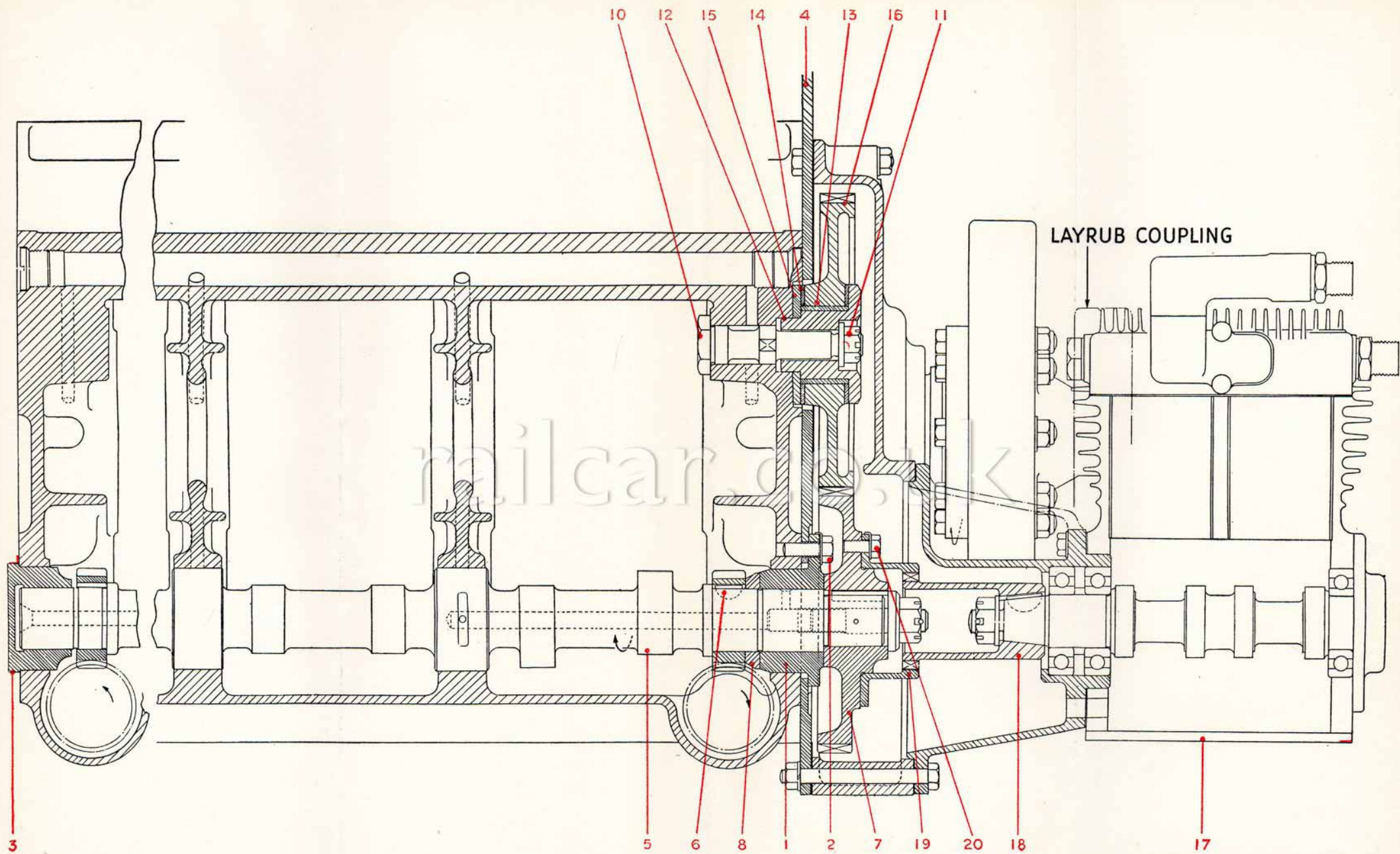


FIG. C

TYPICAL ILLUSTRATION

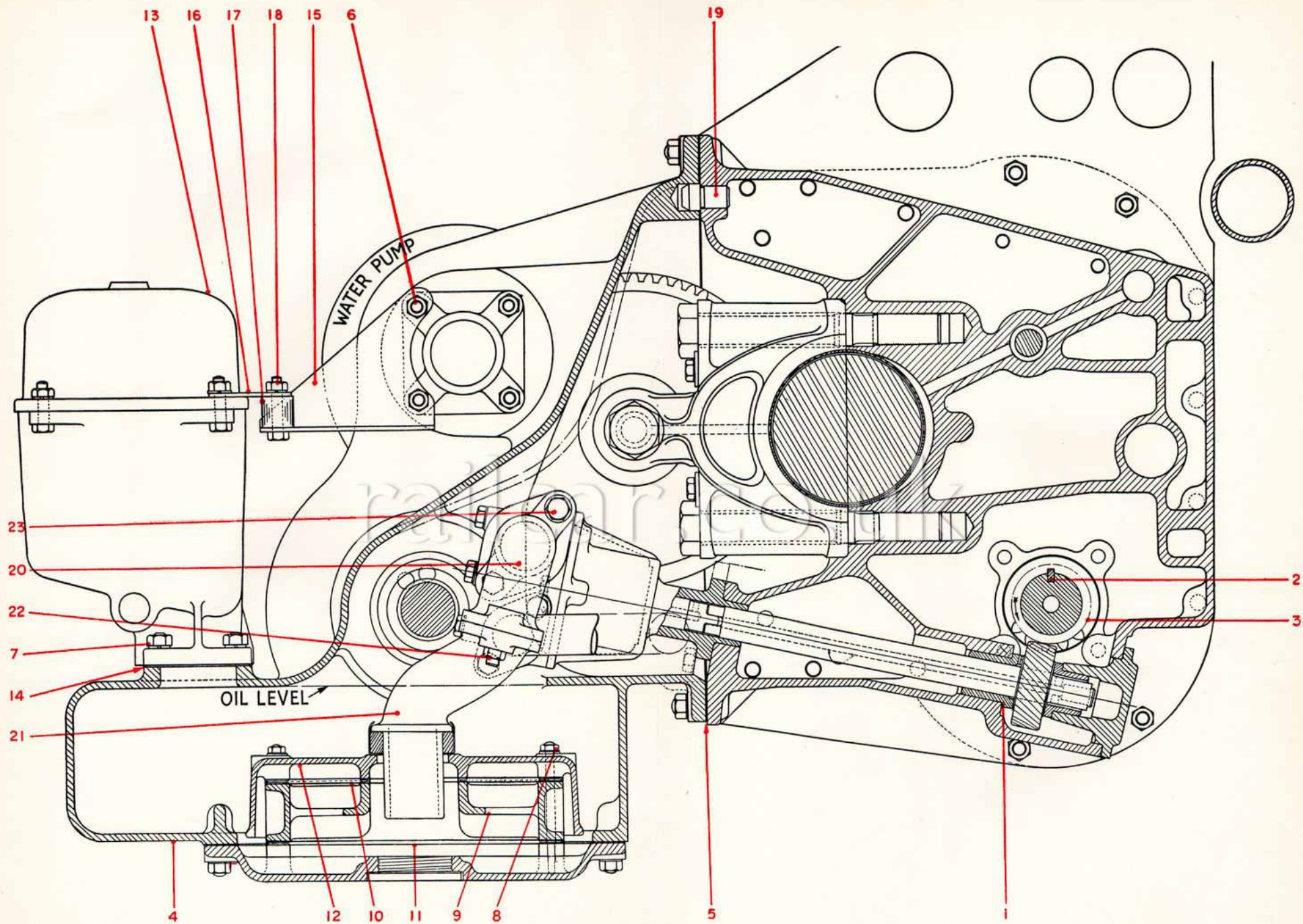


FIG. D

TYPICAL ILLUSTRATION

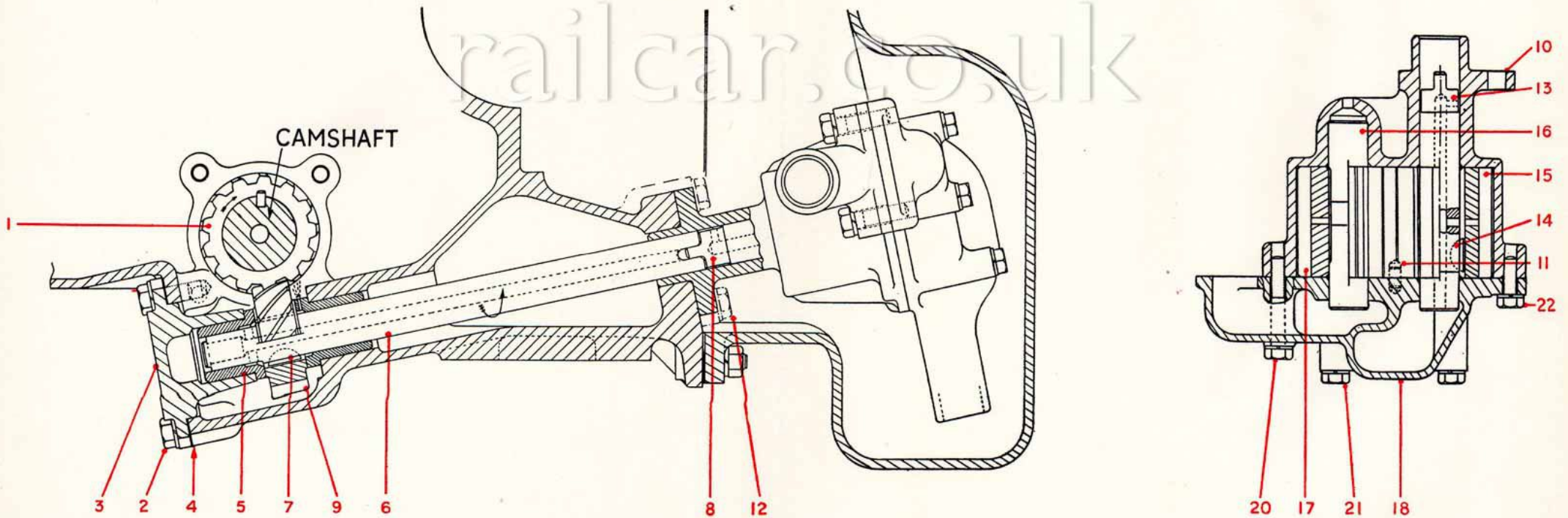
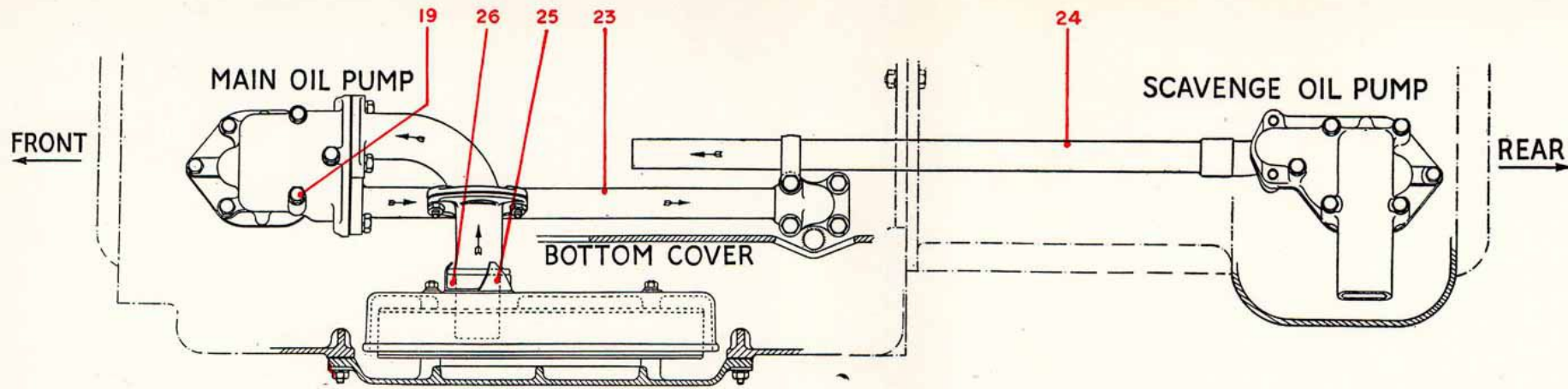


FIG. E

TYPICAL ILLUSTRATION

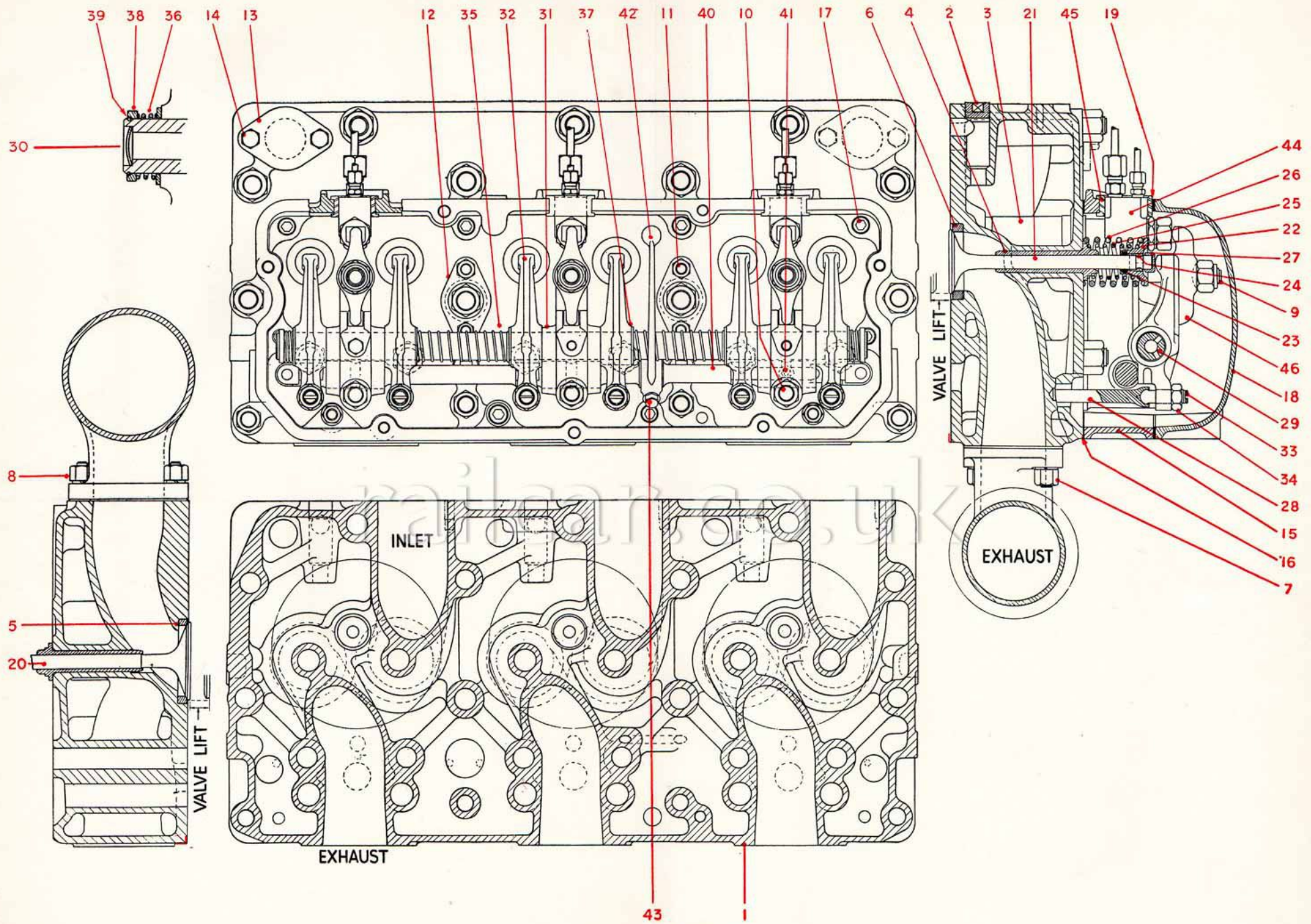


FIG. F

TYPICAL ILLUSTRATION

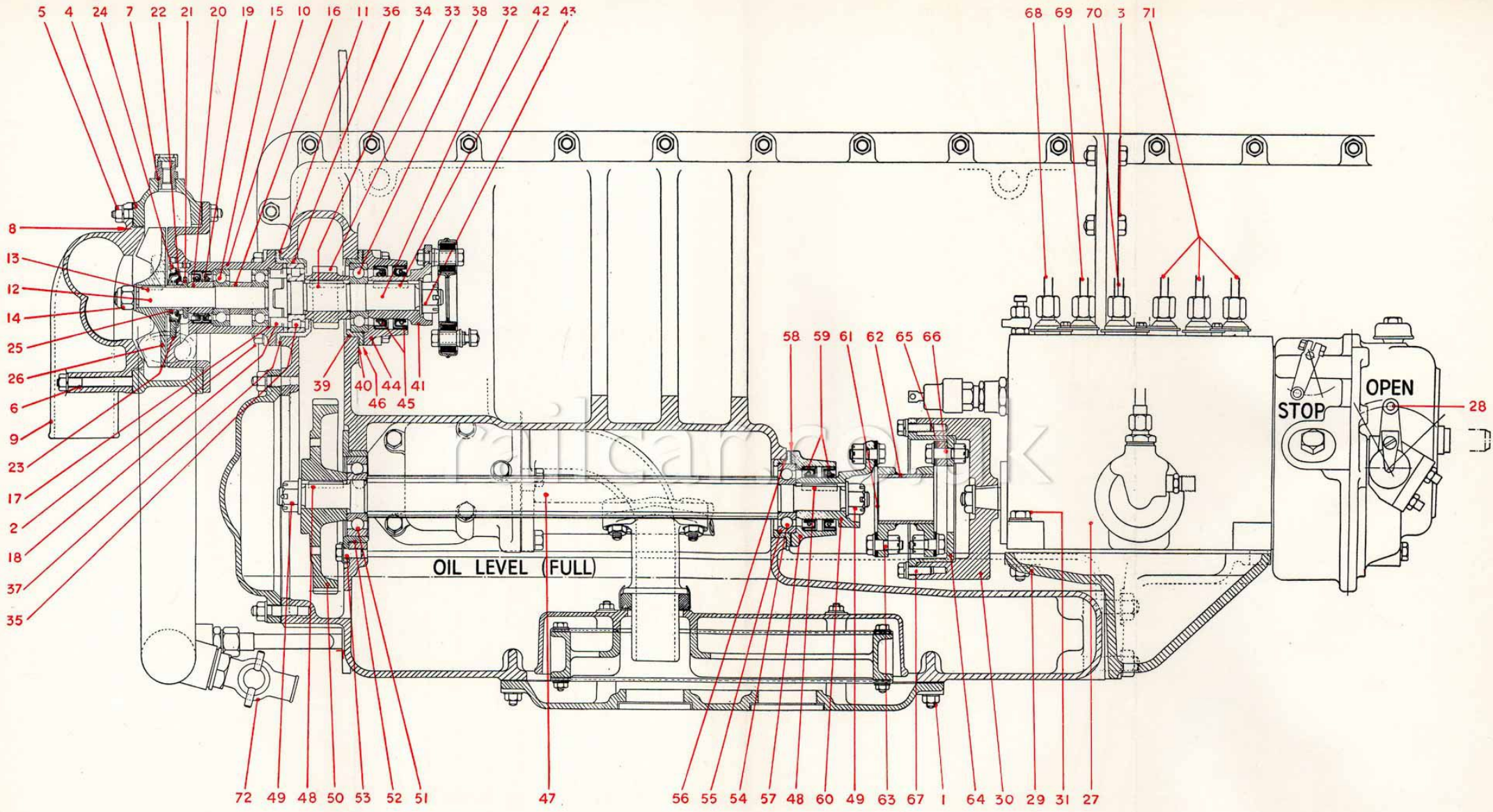


FIG. G

TYPICAL ILLUSTRATION

Leyland



Printed in
England

railcar.co.uk

railcar.co.uk

B. U. T. . SPARE PARTS CATALOGUE